Template periodic disclosure for the financial products referred to in Article 8, paragraphs 1, 2 and 2a, of Regulation (EU) 2019/2088 and Article 6, first paragraph, of Regulation (EU) 2020/852

Product name : BNP PARIBAS EASY LOW CARBON 100 EUROPE PAB **Legal Entity Identifier:** 213800M1ABPQNKHTHJ07

ENVIRONMENTAL AND/OR SOCIAL CHARACTERISTICS

Sustainable investment means an investment in an economic activity that contributes to an environmental or social objective, provided that the investment does not significantly harm any environmental or social objective and that the investee companies follow good governance practices.

The **EU Taxonomy** is a classification system laid down in Regulation (EU) 2020/852, establishing a list of **environmentally sustainable economic activities**.

That Regulation does not include a list of socially sustainable economic activities. Sustainable investments with an environmental objective might be aligned with the Taxonomy or not.

Did this financial product have a sustainable investment objective?

●● ☐ Yes ●○ ☒ No

☐ It made **sustainable investment with an environmental objective**: ___%

- ☐ in economic activities that qualify as environmentally sustainable under the EU Taxonomy
- ☐ in economic activities that do not qualify as environmentally sustainable under the EU Taxonomy

☐ It made **sustainable investments with a social objective** : ___%

☒ It promoted **Environmental/Social (E/S) characteristics** and while it did not have as its objective a sustainable investment, it had a proportion of **71.1%** of sustainable investments

- ☒ with an environmental objective in economic activities that qualify as environmentally sustainable under the EU Taxonomy
- ☒ with an environmental objective in economic activities that do not qualify as environmentally sustainable under the EU Taxonomy
- ☒ with a social objective

☐ It promoted E/S characteristics, but **did not make any sustainable investments**

Unless otherwise specified, all actual data, within this periodic report are expressed as a quarterly weighted average based on the AUM.

To what extent were the environmental and/or social characteristics promoted by this financial product met?

The financial product promotes environmental and social characteristics by assessing underlying investments against Environmental, Social, and Governance (ESG) criteria using an ESG internal proprietary methodology, and by investing in issuers that demonstrate good environmental and social practices, while implementing robust corporate governance practices within their sector of activity.

The investment strategy selects issuers through:

- A negative screening applying exclusion criteria. This is applied with regard to issuers with a poor ESG profile and issuers that are in systematic violation of the UN Global Compact.:

- A positive screening using a selectivity approach. This involves evaluation of Environmental, Social, and Governance (ESG) performance of an issuer against a combination of environmental, social and governance factors which include but not limited to:

- Environmental: energy efficiency, reduction of emissions of greenhouse gases (GHG), treatment of waste;

- Social: respect of human rights and workers' rights, human resources management (workers'health and safety, diversity);

- Governance: Board of Directors independence, managers'remuneration, respect of minority shareholders rights.

Furthermore, the investment manager promotes better environmental and social outcomes through engagement with issuers and the exercise of voting rights according to the Stewardship policy, where applicable, in collaboration with BNP Paribas Asset Management's Sustainability Centre.

The Low Carbon 100 Europe PAB® (NTR) Index has been designated as a reference benchmark for the purpose of attaining the environmental or social characteristics promoted by the financial product.

The weightings of the Environmental (E), Social (S) and Governance (G) criteria in the ESG rating methodology of ISS ESG, which is Euronext's ESG score provider, have thresholds below 20% only on the Governance criterion. For more details on ISS ESG's methodology, please refer to the following document: https://www.issgovernance.com/file/products/iss-esg-corporate-rating-methodology.pdf

The environmental objectives as well as the social objectives to which the sustainable investments of the financial product have contributed are indicated in the question "What were the objectives of the sustainable investments that the financial product partially made and how did the sustainable investment contribute to such objectives?".

Sustainability indicators measure how the environmental or social characteristics promoted by the financial product are attained.

How did the sustainability indicators perform?

The following sustainability indicators are used to measure the attainment of the sustainable investment objective of the financial product, and are based on the reference benchmark ESG methodology:

- The percentage of the financial product's portfolio compliant with the reference benchmark eligible stock criteria taking into account sectorial and controversial policies: **100%**

- The percentage of the financial product's assets covered by the ESG analysis based on the index provider ESG methodology: **100%**

- The minimum percentage of the financial product's investment universe reduction due to exclusion of securities with low ESG score and/or sector exclusions as per extra financial criteria: **20%**

- The percentage of the financial product's portfolio invested in 'sustainable investments' as defined in Article 2 (17) of the SFDR regulation: **72.1%**

...and compared to previous periods ?

Indicator	2022*	2023**	2024***	2025***	Comment
The percentage of the financial product's portfolio compliant with the reference benchmark eligible stock criteria taking into account sectorial and controversial policies	100%	100%	100%	100%	In line with the financial product's commitment
The percentage of the financial product's assets covered by the ESG analysis based on the index provider ESG methodology	100%	100%	100%	100%	In line with the financial product's commitment
The minimum percentage of the financial product's investment universe reduction due to exclusion of securities with low ESG score and/or sector exclusions as per extra financial criteria	20%	20%	20%	30%	In line with the financial product's commitment
The percentage of the financial product's portfolio invested in 'sustainable investments' as defined in Article 2 (17) of the SFDR regulation	68.7%	65.5%	66.7%	72.1%	In line with the financial product's commitment

*Figures reported in 2022 were calculated on the closing date of the accounting year
** Figures reported in 2023 are expressed as a quaterly weighted average.
*** Figures reported in 2024 and 2025 are expressed as a quarterly weighted average based on the AUM

- *What were the objectives of the sustainable investments that the financial product partially made and how did the sustainable investment contribute to such objectives?*

The objectives of the sustainable investments made by the financial product are to finance companies that contribute to environmental and/or social objectives through their products and services, as well as their sustainable practices.

The investment manager is using, as of the date of the prospectus, the BNP Paribas Asset Management (BNPP AM) internal methodology, as defined in the main part of the Prospectus,to determine sustainable investments. Such methodology integrates several criteria into its definition of sustainable investments that are considered to be core components to qualify a company as sustainable. These criteria are complementary to each other. In practice, a company must meet at least one of the criteria described below in order to be considered as contributing to an environmental or social objective:

1. A company with an economic activity aligned with the EU Taxonomy objectives. A company can be qualified as sustainable investment in case it has more than 20% of its revenues aligned with the EU Taxonomy. A company qualifying as sustainable investment through this criteria can for example contribute to the following environmental objectives: sustainable forestry, environmental restoration, sustainable manufacturing, renewable energy, water supply, sewerage, waste management and remediation, sustainable transportation, sustainable buildings, sustainable information and technology, scientific research for sustainable development;

2. A company with an economic activity contributing to one or more United Nations Sustainable Development goals (UN SDG) targets. A company can be qualified as sustainable investment in case it has more than 20% of its revenues aligned with the SDGs and less than 20% of its revenues misaligned with the UN SDGs. A company qualifying as sustainable investment through this criteria can for example contribute to the following objectives:

a. Environmental: sustainable agriculture, sustainable management of water and sanitation, sustainable and modern energy, sustainable economic growth, sustainable infrastructure, sustainable cities, sustainable consumption and production patterns, fight against climate change, conservation and sustainable use of oceans, seas and marine resources, protection, restoration and sustainable use of terrestrial ecosystems, sustainable management of forests, fight against desertification, land degradation and biodiversity loss;

b. Social: no poverty, zero hunger, food security, healthy lives and well-being at all ages, inclusive and equitable quality education and lifelong learning opportunities, gender equality, women and girls empowerment, availability of water and sanitation, access to affordable, reliable and modern energy, inclusive and sustainable economic growth, full and productive employment and decent work, resilient infrastructure, inclusive and sustainable industrialization, reduced inequality, inclusive, safe and resilient cities and human settlements, peaceful and inclusive societies, access to justice and effective, accountable and inclusive institutions, global partnership for sustainable development.

3. A company operating in a high GHG emission sector that is transitioning its business model to align with the objective of maintaining the global temperature rise below 1.5°C. A company qualifying as sustainable investment through this criteria can for example contribute to the following environmental objectives: GHG emissions reduction, fight against climate change;

4. A company with best-in-class environmental or social practices compared to its peers within the relevant sector and geographical region. The E or S best performer assessment is based on the BNPP AM ESG scoring methodology. The methodology scores companies and assesses them against a peer group comprising companies in comparable sectors and geographical regions. A company with a contribution score above 10 on the Environmental or Social pillar qualifies as

best performer. A company qualifying as sustainable investment through this criteria can for example contribute to the following objectives:

a. Environmental: fight against climate change, environmental risk management, sustainable management of natural resources, waste management, water management, GHG emissions reduction, renewable energy, sustainable agriculture, green infrastructure;

b. Social: health and safety, human capital management, good external stakeholder management (supply chain, contractors, data), business ethics preparedness, good corporate governance.

Green bonds, social bonds and sustainability bonds issued to support specific environmental and/or social projects are also qualified as sustainable investments provided that these debt securities receive an investment recommendation 'POSITIVE' or 'NEUTRAL' from the Sustainability Center following the issuer and underlying project assessment based on a proprietary Green/Social/Sustainability Bond Assessment methodology.

Companies identified as a sustainable investment should not significantly harm any other environmental or social objectives (the Do No Significant Harm 'DNSH' principle) and should follow good governance practices. BNP Paribas Asset Management (BNPP AM) uses its proprietary methodology to assess all companies against these requirements.

More information on the internal methodology can be found on the website of the investment manager: https://docfinder.bnpparibas-am.com/api/files/14787511-CB33-49FC-B9B5-7E934948BE63

The proportion of investments of the financial product made in economic activities and that qualify as sustainable investments under the SFDR may contribute to the environmental objectives as defined under Taxonomy Regulation: climate change mitigation and climate change adaptation.

How did the sustainable investments that the financial product partially made not cause significant harm to any environmental or social sustainable investment objective?

Sustainable investments that the product partially intends to make should not significantly harm any environmental or social objective (DNSH Principle). In this respect, the investment manager commits to consider principal adverse impacts on sustainability factors by taking into account indicators for adverse impacts as defined in SFDR, and to not invest in companies that do not meet their fundamental obligations in line with the OECD Guidelines and the UN Guiding Principles on Business and Human Rights.

How were the indicators for adverse impacts on sustainability factors taken into account?

The investment manager ensures that throughout its investment process, the sustainable investments of the financial product takes into account principal adverse impact indicators by analysing within the investment process those indicators in respect of the sustainable investment pillars defined in the BNP Paribas Asset Management Global Sustainability Strategy (GSS). More information on the GSS can be found on: Sustainability documents - BNPP AM Corporate English (https://www.bnpparibas-am.com/sustainability-documents/).

As regards the sustainable investments that the financial product intends to make, the following principal adverse sustainability impacts are taken into account:

Corporate mandatory indicators:

1. GreenHouse Gas (GHG) Emissions
2. Carbon footprint
3. GHG intensity of investee companies
4. Exposure to companies active in the fossil fuel sector
5. Share of non-renewable energy consumption and production
6. Energy consumption intensity per high impact climate sector
7. Activities negatively affecting biodiversity sensitive areas

Principal adverse impacts are the most significant negative impacts of investment decisions on sustainability factors relating to environmental, social and employee matters, respect for human rights, anti-corruption and anti-bribery matters.

8. Emissions to water
9. Hazardous waste ratio
10. Violations of UN Global Compact principles and Organisation for Economic Cooperation and Development (OECD) Guidelines for Multinational Enterprises
11. Lack of processes and compliance mechanisms to monitor compliance with UN Global Compact principles and OECD Guidelines for Multinational Enterprises
12. Unadjusted gender pay gap

13. Board gender diversity
14. Exposure to controversial weapons (anti-personnel mines, cluster munitions, chemical weapons and biological weapons)

Corporate voluntary indicators:
Environment
4. Investments in companies without carbon emission reduction initiatives
Social
4. Lack of a supplier code of conduct
9. Lack of a human rights policy

Sovereign mandatory indicator:
15. GHG intensity
16. Investee countries subject to social violations

More detailed information on the manner in which principal adverse impacts on sustainability factors are considered can be found in the BNP PARIBAS ASSET MANAGEMENT SFDR disclosure statement: SFDR: Sustainability-related disclosures - BNP Paribas

Were sustainable investments aligned with the OECD Guidelines for Multinational Enterprises and the UN Guiding Principles on Business and Human Rights? Details:

The sustainable investments of the financial product exclude issuers that are in violation or at risk of violation of the UN Global Compact Principles, OECD Guidelines for Multinational Enterprises and UN Guiding Principles on Business & Human Rights, including the principles and rights set out in the eight fundamental conventions identified in the Declaration of the International Labour Organisation on Fundamental Principles and Rights at Work and the International Bill of Human Rights. This assessment is conducted within the BNPP AM Sustainability Centre on the basis of internal analysis and information provided by external experts, and in consultation with BNP Paribas Group CSR Team.

The EU Taxonomy sets out a 'do not significant harm' principle by which Taxonomy-aligned investments should not significantly harm EU Taxonomy objectives and is accompanied by specific Union criteria.

The "do no significant harm" principle applies only to those investments underlying the financial product that take into account the EU criteria for environmentally sustainable economic activities. The investments underlying the remaining portion of this financial product do not take into account the EU criteria for environmentally sustainable economic activities.

Any other sustainable investments must also not significantly harm any environmental or social objectives.

How did this financial product consider principal adverse impacts on sustainability factors ?

The product considers principal adverse impacts on sustainability factors. In order for the investment manager to determine which PAI is considered and addressed or mitigated, ESG methodology and disclosures of the reference benchmark and/or the index provider are used.

The policy framework in order to analyse how principle adverse impacts are considered for the financial product mainly relies on the three following pillars:

1- Analysis of the embedded exclusion process leading the investment strategy to remove industries and behaviours that present a high risk of adverse impacts in violation of international norms and conventions and issuers that are involved in activities presenting an unacceptable risk to society and/or the environment;

2- How the ESG ratings used throughout the investment process include in their methodology consideration of principal adverse impacts on sustainability factors, and to what extent those ratings are used in the investment strategy;

3- Engagement and voting policy, when applicable.

The Stewardship team regularly identifies adverse impacts through ongoing research, collaboration with other long-term investors, and dialogue with NGOs and other experts. Engagement with issuers aim at encouraging them to improve their environmental, social and governance practices and, thus, mitigate potential adverse impacts. Voting at Annual General Meetings of companies the portfolio is invested in aims at promoting good governance and advance environmental and social issues.

Based on the above approach, the financial product considers and addresses or mitigates the following principal adverse sustainability impacts:

Corporate mandatory indicators:
1. GreenHouse Gas (GHG) Emissions
2. Carbon footprint
3. GHG intensity of investee companies
4. Exposure to companies active in the fossil fuel sector
5. Share of non-renewable energy consumption and production
6. Energy consumption intensity per high impact climate sector
7. Activities negatively affecting biodiversity sensitive areas
8. Emissions to water
9. Hazardous waste ratio
10. Violations of UN Global Compact principles and Organisation for Economic Cooperation and Development (OECD) Guidelines for Multinational Enterprises
11. Lack of processes and compliance mechanisms to monitor compliance with UN Global Compact principles and OECD Guidelines for Multinational Enterprises
13. Board gender diversity

14. Exposure to controversial weapons (anti-personnel mines, cluster munitions, chemical weapons and biological weapons)

Corporate voluntary indicators:
Environment
4. Investments in companies without carbon emission reduction initiatives
Social
4. Lack of a supplier code of conduct
9. Lack of a human rights policy

More detailed information on the manner in which BNPP AM considers principal adverseimpacts of investment decisions on sustainability factors taking due account of the size, thenature and scale of its activities and the types of financial products managed can be found in the BNPP AM SFDR disclosure statement: sustainability risk integration and Principal Adverse Impacts considerations SFDR: Sustainability-related disclosures - BNP Paribas

What were the top investments of this financial product?

The list includes the investments constituting **the greatest proportion of investments** of the financial product during the reference period which is on 31.12.2025

Largest investments**	Sector	% Assets*	Country**
NOVARTIS AG N	Health Care	5.89%	Switzerland
BANCO SANTANDER SA	Financials	5.76%	Spain
LOREAL SA	Consumer Staples	5.74%	France
ASTRAZENECA PLC	Health Care	5.46%	United Kingdom
NESTLE SA N	Consumer Staples	3.61%	Switzerland
RELX PLC	Industrials	2.98%	United Kingdom
GENERALI	Financials	2.55%	Italy
VESTAS WIND SYSTEMS	Industrials	2.45%	Denmark
EXPERIAN PLC	Industrials	2.30%	Republic of Ireland
SANOFI SA	Health Care	2.24%	France
LEGRAND SA	Industrials	2.17%	France
RYANAIR HOLDINGS PLC	Industrials	2.06%	Republic of Ireland
METSO CORPORATION	Industrials	1.90%	Finland
GIVAUDAN SA N	Materials	1.82%	Switzerland
SIKA AG	Materials	1.82%	Switzerland

Source of data: BNP Paribas Asset Management, calculated on the 31/12/2025.
The largest investments are based on official accounting data and are based on the transaction date.
* Any percentage differences with the financial statement portfolios result from a rounding difference.
** Any difference with the portfolio statements above are coming from the use of different data's sources.

What was the proportion of sustainability-related investments?

Asset allocation describes the share of investments in specific assets.

What was the asset allocation ?

The proportion of the investments of the financial product used to meet the environmental or social characteristics promoted, in accordance with the binding elements of the investment strategy of the financial product is 99.9%.

The proportion of sustainable investments of the financial product is 72.1%.

The remaining proportion of the investments is mainly used as described under the question: " What investments were included under 'other', what was their purpose and were there any minimum environmental or social safeguards?"

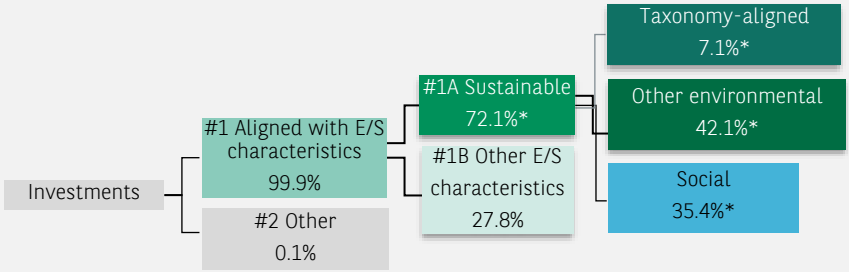

#1 Aligned with E/S characteristics includes the investments of the financial product used to attain the environmental or social characteristics promoted by the financial product.

#2 Other includes the remaining investments of the financial product which are neither aligned with the environmental or social characteristics, nor are qualified as sustainable investments.

The category **#1 Aligned with E/S characteristics** covers:

-The sub-category **#1A Sustainable** covers environmentally and socially sustainable investments.

-The sub-category **#1B Other E/S characteristics** covers investments aligned with the environmental or social characteristics that do not qualify as sustainable investments.

*A portfolio security classified as sustainable investment may, taking into account all its activities, both contribute to a social objective and to an environmental objective (aligned or not with the taxonomy of the EU) and the figures shown take this into account. However, the same issuer can only be recognised once for sustainable investments (#1A Sustainable).

- *In which economic sectors were the investments made ?*

Sectors (level 2)	% Asset
Pharmaceuticals Biotechnology & Life Sciences	15,61%
Banks	15,07%
Capital Goods	12,05%
Household & Personal Products	7,26%
Materials	6,63%
Food Beverage & Tobacco	6,55%
Insurance	6,46%
Commercial & Professional Services	6,08%
Financial Services	3,39%
Telecommunication Services	3,05%
Transportation	3,00%
Utilities	2,97%
Automobiles & Components	1,92%
Equity Real Estate Investment Trusts (REITs)	1,62%
Semiconductors & Semiconductor Equipment	1,58%
Consumer Discretionary Distribution & Retail	1,49%
Health Care Equipment & Services	1,15%
Software & Services	1,03%
Consumer Durables & Apparel	0,94%
Technology Hardware & Equipment	0,87%
Cash	0,45%
Consumer Staples Distribution & Retail	0,38%
Real Estate Management & Development	0,31%
Consumer Services	0,07%
Media & Entertainment	0,07%

Source of data: BNP Paribas Asset Management, calculated on the 31/12/2025
The largest investments are based on official accounting data and are based on the transaction date.

To what extent were the sustainable investments with an environmental objective aligned with the EU Taxonomy?

The financial product did not commit itself to having a minimum proportion of sustainable investments with an environmental objective in economic activities that are considered environmentally sustainable within the meaning of the EU Taxonomy, but did do so.

The two graphs below illustrate, according to the data available, the extent to which sustainable investments with an environmental objective are aligned with the EU Taxonomy and contribute to the environmental objectives of climate change mitigation and adaptation.

The management company uses data from third-party providers to measure the proportion of investments that are aligned with the EU Taxonomy. Providers collect companies' self-reported alignment KPIs and may use equivalent information where these are not readily available in public disclosures. More information on BNPP AM the methodology and the providers used can be found here: https://docfinder.bnpparibas-am.com/api/files/0EE37EC2-8612-48A5-8AA1-D5C09CCB58DD

The management company is improving its systems for collecting data in line with the EU Taxonomy to ensure the accuracy and adequacy of published sustainability information under the European Taxonomy Regulation. Further updates of the prospectus and the alignment of commitments with the EU Taxonomy may be made accordingly.

Economic activities that are not recognised by the EU taxonomy are not necessarily harmful to the environment or unsustainable. Moreover, not all activities that can make a substantial contribution to environmental and social objectives are yet integrated into the EU Taxonomy.

The compliance of those investments with the requirements laid down in article 3 of Regulation (EU) 2020/852 (Taxonomy Regulation) has not been subject to an assurance provided by an auditor or review by a third party.

To comply with the EU Taxonomy, the criteria for **fossil gas** include limitations on emissions and switching to fully renewable power or low-carbon fuels by the end of 2035. For **nuclear energy**, the criteria include comprehensive safety and waste management rules.

Did the financial product invest in fossil gas and/or nuclear energy related activities complying with the EU Taxonomy [1]?

☐ Yes:

☐ In fossil gas ☐ In nuclear energy

☒ No:

The graphs below show in green the percentage of investments that were aligned with the EU Taxonomy. As there is no appropriate methodology to determine the Taxonomy-alignment of sovereign bonds, the first graph shows the Taxonomy-alignment in relation to all the investments of the financial product including sovereign bonds, while the second graph shows the Taxonomy-alignment only in relation to the investments of the financial product other than sovereign bonds.*

[1] Fossil gas and/or nuclear related activities will only comply with the EU Taxonomy where they contribute to limiting climate change ("climate change mitigation") and do not significantly harm any EU Taxonomy objective - see explanatory note in the left hand margin. The full criteria for fossil gas and nuclear energy economic activities that comply with the EU Taxonomy are laid down in Commission Delegated Regulation (EU) 2022/1214.

Taxonomy-aligned activities are expressed as a share of:
- **turnover** reflecting the share of revenue from green activities of investee companies.
- **capital expenditure** (CapEx) showing the green investments made by investee companies, e.g. for a transition to a green economy.
- **operational expenditure** (OpEx) reflecting green operational activities of investee companies.

Enabling activities directly enable other activities to make a substantial contribution to an environmental objective.

Transitional activities are activities for which low-carbon alternatives are not yet available and among others have greenhouse gas emission levels corresponding to the best performance.

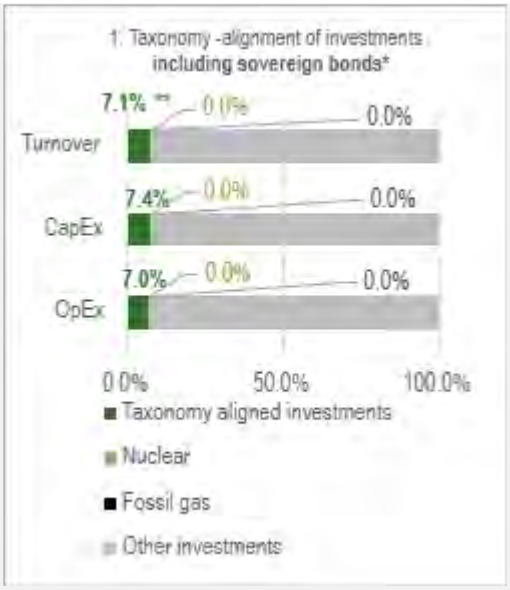

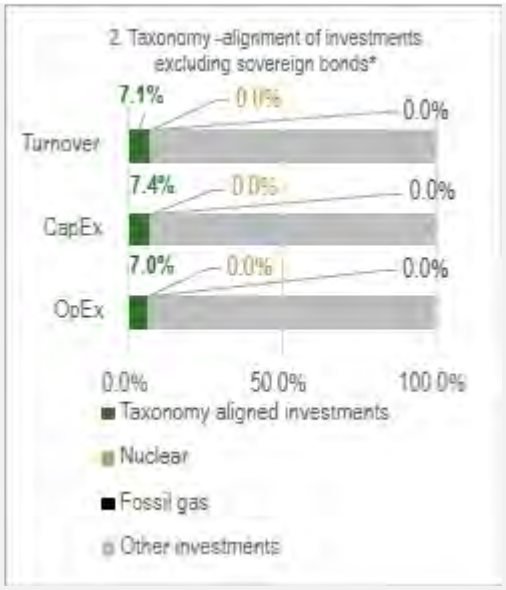

** For the purpose of these graphs, 'sovereign bonds' consist of all sovereign exposures*

*** Real taxonomy aligned*

What was the share of investments made in transitional and enabling activities?

The share of investments in transitional and enabling activities within the meaning of the Regulations Taxonomy is 0% for transitional activities and 0% for enabling activities.

How did the percentage of investments that were aligned with the EU Taxonomy compare with previous reference periods ?

	Revenue	Capex	Opex
2022*	5.0%	/	/
2023**	5.3%	/	/
2024***	6.2%	6.9%	5.9%
2025***	7.1%	7.4%	7.0%

*Figures reported in 2022 were calculated on the closing date of the accounting year
** Figures reported in 2023 are expressed as a quaterly weighted average.
*** Figures reported in 2024 are expressed as a quarterly weighted average based on the AUM

The proportion of taxonomy-aligned economic activities in CapEx or OpEx are not disclosed in 2022 and 2023 given the current level of data at the disposal of the management company at the time.

What was the share of sustainable investments with an environmental objective not aligned with the EU Taxonomy?

The share of sustainable investments with an environmental objective that are not aligned with the European Taxonomy Regulation is **42.1%.**

The management company is improving its systems for collecting data in line with the EU Taxonomy to ensure the accuracy and adequacy of published sustainability information under the European Taxonomy Regulation. Meanwhile, the financial product will invest in sustainable investments whose environmental objective is not aligned with the EU Taxonomy.

What was the share of socially sustainable investments?

Socially sustainable investments represent **35.4%** of the financial product.

What investments were included under 'other', what was their purpose and were there any minimum environmental or social safeguards?

The remaining proportion of the investments may include :

- The proportion of assets that are not used to meet the environmental or social characteristics promoted by the financial product or

- Instruments which are mainly used for liquidity, efficient portfolio management, and/or hedging purposes, notably cash, deposits and derivatives

In any case, the investment manager will ensure that those investments are made while maintaining the improvement of the ESG profile of the financial product. In addition, those investments are made in compliance with our internal processes, including the following minimum environmental or social safeguards:

- The risk management policy. The risk management policy comprises procedures as are necessary to enable the management company to assess for each financial product it manages the exposure of that product to market, liquidity, sustainability and counterparty risks. And

- The RBC policy, where applicable, through the exclusion of companies involved in controversies due to poor practices related to human and labour rights, environment, and corruption, as well as companies operating in sensitive sectors (tobacco, coal, controversial weapons, asbestos,...), as these companies are deemed to be in violation of international norms, or to cause unacceptable harm to society and/or the environment.

What actions have been taken to meet the environmental and/or social characteristics during the reference period ?

- The financial product excludes companies violating international norms, exposed to tobacco or controversial weapons, as well as companies active in sectors with possible negative impacts on the climate in accordance with the exclusion criteria defined in the Article 12. 1 (a-g) of (EU) delegated regulation 2020/1818 of the Commission. The details on how the exclusions are applied, depending on the asset classes, are available on our website (https://docfinder.bnpparibas-am.com/api/files/2895a45a-bb7a-44f6-8e48-990be2616498/ section « PAB exclusions for ESMA Guidelines »)

- -The financial product complies, as part of its investment policy, with the list of exclusion criteria dated March 2024 provided for in the SRI label reference framework. This list is accessible via the following link: https//docfinder.bnpparibas-am com/api/files/2895a45a-bb7a-44f6-8e48-990be2616498/ . As the financial product is a passively-managed ETF, the implementation of exclusions depends on the index provider's own ESG data and methodology.

- The GHG intensity of the investee companies in portfolio is lower than that of the extra-financial investment universe (PAI 3)

- The percentage of companies of the financial product's portfolio without carbon emission reduction initiative is lower than that of its investment universe (Volontary Environmental PAI 4)

- The financial product shall comply with the eligible stock criteria by excluding companies involved in controversies due to poor practices related to human and labour rights,

environment, and corruption, as well as companies operating in sensitive sectors (tobacco, coal, controversial weapons,...), as these companies are deemed to be in violation of international norms, or to cause unacceptable harm to society and/or the environment

- The financial product shall have at least 90% of its investment strategy underlying securities covered by the ESG analysis based on the index provider methodology.

- The financial product's investment universe of the investment strategy, as defined in the Prospectus, shall be reduced by a minimum of 30% due to exclusion of securities with low ESG score and/or sector exclusions and/or other extra-financial criteria.

- The financial product shall have the weighted average GHG intensity of its portfolio at least 50% lower than the weighted average GHG intensity of its investment universee.

- The financial product shall achieve an annual decarbonisation target of at least 7%.

- The financial product shall invest at least 50% of its assets in "sustainable investments" as defined in Article 2 (17) of SFDR. Criteria to qualify an investment as "sustainable investment" are indicated in the above question "What are the objectives of the sustainable investments that the financial product partially intends to make and does the sustainable investments contribute to such objectives" and the quantitative and qualitative thresholds are mentioned in the main part of the Prospectus.

  There is no guarantee that extra-financial filter or criteria is applied at any moment. For instance and not limited to, between two index reshuffles, if a company were deemed to not fulfil anymore an ESG criteria, it may be excluded only at the next reshuffle following the index provider rules.

  In addition, the management company has implemented a voting and engagement policy. Several examples of commitments are detailed in the vote and commitment section of the Sustainability Report. These documents are available at the following link: Sustainability - BNPP AM Luxembourg private investor

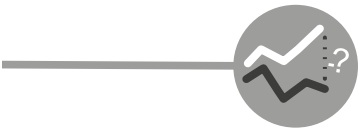

How did this financial product perform compared to the reference benchmark?

Reference benchmarks are indexes to measure whether the financial product attains the environmental or social characteristics that they promote.

The Euronext Low Carbon 100 Europe PAB® (EUR) NR Index has been designated as a reference benchmark for the purpose of attaining the environmental or social characteristics promoted by the financial product.

The methodology used for the calculation of the reference benchmark can be found at: www.euronext.com/.

How does the reference benchmark differ from a broad market index?

The reference benchmark incorporates environmental or social criteria in its asset allocation methodology whereas a relevant broad market index does not and is usually market-capitalization weighted.

How did this financial product perform with regard to the sustainability indicators to determine the alignment of the reference benchmark with the environmental or social characteristics promoted?

Due to the index nature of the financial product, its sustainability indicators are directly linked to the ones of the tracked index. Consequently the performance of the financial product with regard to sustainability indicators representative of the alignment of the reference benchmark with the environmental or social characteristics promoted are the ones disclosed above under the question "*How did the sustainability indicators perform?*".

- *How did this financial product perform compared with the reference benchmark?*

Due to the index nature of the financial product and its investment objective to replicate the performance of the reference benchmark while maintaining a tracking error between the financial product and the index below 1%, the performance of the financial product and the one of the reference benchmark are very close.

- *How did this financial product perform compared with the broad market index?*

	GHG	ESG score[2]
Financial product	59.1	67.5
Broad market index[3]	95.5	61.2

(1) GHG emissions is calculated as the sum, for each GHG emissions of the investee company's (for the relevant scope), weighted by the ratio of the current value of the investment to the investee company's entreprise value..

(2) **Source:** BNP Paribas Asset Management. Another provider of extra-financial data (e.g. ESG score, carbon footprint) as well as a slightly different initial investment universe may be used to determine and implement extra-financial targets of the investment strategy. For data availability purposes regarding this periodic reporting, the figures provided are based on BNP Paribas Asset Management data and may not strictly reflect these targets.

(3) Euronext Europe 500 (EUR) NR