

Periodic disclosure for the financial products referred to in Article 9, paragraphs 1 to 4a, of Regulation (EU) 2019/2088 and Article 5, first paragraph, of Regulation (EU) 2020/852

Product name: Vontobel Fund - Global Environmental Change (FS_00092)

Legal entity identifier: 529900ZUMAVW7HND8O02

Sustainable investment objective

Did this financial product have a sustainable investment objective?

Yes

No

It made **sustainable investments with an environmental objective: 97.46%**

in economic activities that qualify as environmentally sustainable under the EU Taxonomy

in economic activities that do not qualify as environmentally sustainable under the EU Taxonomy

It made **sustainable investments with a social objective: ___%**

It **promoted Environmental/Social (E/S) characteristics** and while it did not have as its objective a sustainable investment, it had a proportion of ___% of sustainable investments

with an environmental objective in economic activities that qualify as environmentally sustainable under the EU Taxonomy

with an environmental objective in economic activities that do not qualify as environmentally sustainable under the EU Taxonomy

with a social objective

It promoted E/S characteristics, but **did not make any sustainable investments**

Sustainable investment means an investment in an economic activity that contributes to an environmental or social objective, provided that the investment does not significantly harm any environmental or social objective and that the investee companies follow good governance practices.

The **EU Taxonomy** is a classification system laid down in Regulation (EU) 2020/852, establishing a list of **environmentally sustainable economic activities**. That Regulation does not lay down a list of socially sustainable economic activities. Sustainable investments with an environmental objective might be aligned with the Taxonomy or not.



To what extent was the sustainable investment objective of this financial product met?

The companies the Sub-Fund invested in complied with the following criteria: The companies contributed to the pre-defined, so-called “Impact Pillars”, based on the Investment Manager’s assessment. The six Impact Pillars are: clean energy infrastructure, resource-efficient industry, clean water, building technology, low emission transportation and lifecycle management. The targeted companies provide products and services along the whole value chain, which tackle today’s pressing problems such as resource scarcity and environmental pollution. The companies had to derive at least 20% of their revenues from the sale of products or services that contribute to at least one of the Investment Manager’s six Impact

Pillars. 100% of the EU Taxonomy aligned revenues of the portfolio holdings pursued the environmental objective of climate change mitigation. The companies were not allowed to be exposed to certain controversial economic activities as outlined in the Sub-Fund's website disclosure. The controversial weapons exclusion covered all categories of controversial weapons, i.e., anti-personnel landmines, cluster bombs, biological, chemical, blinding lasers, incendiary, non-detectable fragments, nuclear weapons, fissile material. This list went beyond the list of the Vontobel Group policy. In cases where investments were considered in utilities that generate nuclear power below the revenue threshold for exclusion, plant location risks and operational safety track record of nuclear facilities were carefully assessed but did not lead to an exclusion of any utility companies. The Sub-Fund has not designated a reference benchmark for the purpose of attaining the sustainable investment objective.

Sustainability indicators measure how the environmental or social characteristics promoted by the financial product are attained.

● **How did the sustainability indicators perform?**

Sustainability Indicator	Value	Comment
Percentage of investments in securities of corporate issuers that derive more than 20% of their revenues from economic activities that contribute to at least one of the Impact Pillars	100%	based on a proprietary methodology
Percentage of investments in securities of corporate issuers that have a positive Impact Strategy score (based on a proprietary methodology)	100%	The six criteria for the Investment Manager's impact strategy assessment are described in the pre-contractual disclosure annex for the Sub-Fund.
Percentage of investments in securities of corporate issuers that derive a non-negligible part of their revenues from products and/or activities excluded by the Sub-Fund	0%	More information about the products and activities excluded by the financial product can be found in the pre-contractual disclosure.
Percentage of investments in securities of corporate issuers that pass the minimum MSCI ESG score that has been set for this Sub-Fund	100%	
Percentage of investments in securities of issuers that are in violation of certain international norms and standards promoted by the Sub-Fund or that are exposed to severe controversies (unless a positive outlook has been identified). Such controversies may be related to environmental, social or governance issues	0%	
Percentage of securities covered by ESG analysis	100%	

● **... and compared to previous periods ?**

Sustainability Indicator	year ending on August 31, 2022
Percentage of investments in securities of corporate issuers that derive more than 20% of their revenues from economic activities that contribute to at least one of the Impact Pillars	N/A
Percentage of investments in securities of corporate issuers that have a positive Impact Strategy score (based on a proprietary methodology)	N/A
Percentage of investments in securities of corporate issuers that derive a non-negligible part of their revenues from products and/or activities excluded by the Sub-Fund	N/A
Percentage of investments in securities of corporate issuers that pass the minimum MSCI ESG score that has been set for this Sub-Fund	N/A
Percentage of investments in securities of issuers that are in violation of certain international norms and standards promoted by the Sub-Fund or that are exposed to severe controversies (unless a positive outlook has been identified). Such controversies may be related to environmental, social or governance issues	N/A
Percentage of securities covered by ESG analysis	N/A

Principal adverse impacts are the most significant negative impacts of investment decisions on sustainability factors relating to environmental, social and employee matters, respect for human rights, anti-corruption and anti-bribery matters.

● **How did the sustainable investments not cause significant harm to any sustainable investment objective?**

In order to ensure that the sustainable investments of the financial product do not cause significant harm to any environmental investment objective, the financial product takes into account all the mandatory indicators for adverse impacts and ensures that the financial product's investments are aligned with the OECD Guidelines for Multinational Enterprises and the UN Guiding Principles on Business and Human Rights as further outlined below.

- *How were the indicators for adverse impacts on sustainability factors taken into account?*

For the sustainable investments that the financial product made, the Investment Manager took into account the adverse impacts on sustainability factors by applying the following process: The Investment Manager applied a process to identify the investments' exposure to principal adverse impacts on sustainability factors based on in-house

research; data sources include ESG data providers, news alerts, and the issuers themselves. Where no reliable third-party data was available, the Investment Manager made reasonable estimates or assumptions. No investment was identified as having a critical and poorly managed impact in one of the considered principal adverse impacts areas.

- *Were sustainable investments aligned with the OECD Guidelines for Multinational Enterprises and the UN Guiding Principles on Business and Human Rights? Details:*

The financial product has a controversy monitoring process in place, that among others takes into account the alignment with the OECD Guidelines for Multinational Enterprises and the UN Guiding Principles on Business and Human Rights. This process is based on third party data and may be complemented by the Investment Manager's own ESG research capabilities. The financial product excludes issuers that are (i) in violation of the norms and standards (defined under the investment strategy section) promoted by the Sub-Fund ; (ii) involved in severe controversies. Unless, in either case, the Investment Manager has identified a positive outlook (i.e., through proactive response by the issuer, proportionate rectification measures already announced or taken, or through active ownership activities with reasonable promise of successful outcomes).



How did this financial product consider principal adverse impacts on sustainability factors?

The Investment Manager considered all mandatory principal adverse impact indicators on sustainability factors and relevant additional adverse impact indicators: controversial weapons (Table 1 – PAI indicator 14: Exposure to controversial weapons), social matters and human rights (Table 1 – PAI indicator 10: Violations of UN Global Compact principles and OECD Guidelines for Multinational Enterprises), climate and other environment-related indicators (Table 1 – PAI indicator 1: GHG emissions (Scope 1 and 2), Scope 1 GHG emissions, Scope 2 GHG emissions, Scope 3 GHG emissions, Total GHG emissions (Scope 1, 2, and 3), PAI indicator 2: Carbon footprint, PAI indicator 3: GHG intensity of investee companies, PAI indicator 4: Exposure to companies active in the fossil fuel sector, PAI indicator 5: Share of non-renewable energy consumption and production, PAI indicator 6: Energy consumption intensity per high impact climate sector, PAI 7: Activities negatively affecting biodiversity-sensitive areas, PAI 8: Emissions to water, PAI 9: Hazardous waste and radioactive waste ratio, and for sovereigns PAI 15: GHG intensity), and social and employee rights (PAI 11: Lack of processes and compliance mechanisms to monitor compliance with UN Global Compact principles and OECD Guidelines for Multinational Enterprises, PAI 12: Unadjusted gender pay gap, PAI 13: Board gender diversity, and for sovereigns PAI 17: Number of convictions and amount of fines for violation of anti-corruption and anti-bribery laws. The Investment Manager applied a process to identify issuers that are exposed to principal adverse impacts on sustainability factors based on in-house research and/or external data sources, including ESG data providers, news alerts, and the issuers themselves. No investment was identified as having a critical and poorly managed impact in any of the principal adverse impacts areas considered.



What were the top investments of this financial product?

The list includes the investments constituting **the greatest proportion of investments** of the financial product during the reference period which is: August 31, 2023

Largest investments	Sector	% Assets	Country
Synopsys	Internet, software & IT services	3.46	United States
Applied Materials	Electronics & semiconductors	3.15	United States
Quanta Services	Electronics & semiconductors	3.02	United States
Iberdrola	Energy & water supply	2.73	Spain
Linde	Financial, investment & other diversified comp.	2.61	Ireland
Prysmian	Electronics & semiconductors	2.53	Italy
Air Liquide	Chemicals	2.52	France
Saint-Gobain	Building materials & building industry	2.29	France
American Water Works	Energy & water supply	2.25	United States
Xylem	Energy & water supply	2.22	United States
ASML Holding	Electronics & semiconductors	2.14	Netherlands
Samsung SDI	Electronics & semiconductors	2.07	Korea, Republic Of
East Japan Railway	Traffic & Transportation	2.03	Japan
NXP Semiconductor	Electronics & semiconductors	1.93	Netherlands
Clean Harbors	Environmental services & recycling	1.90	United States

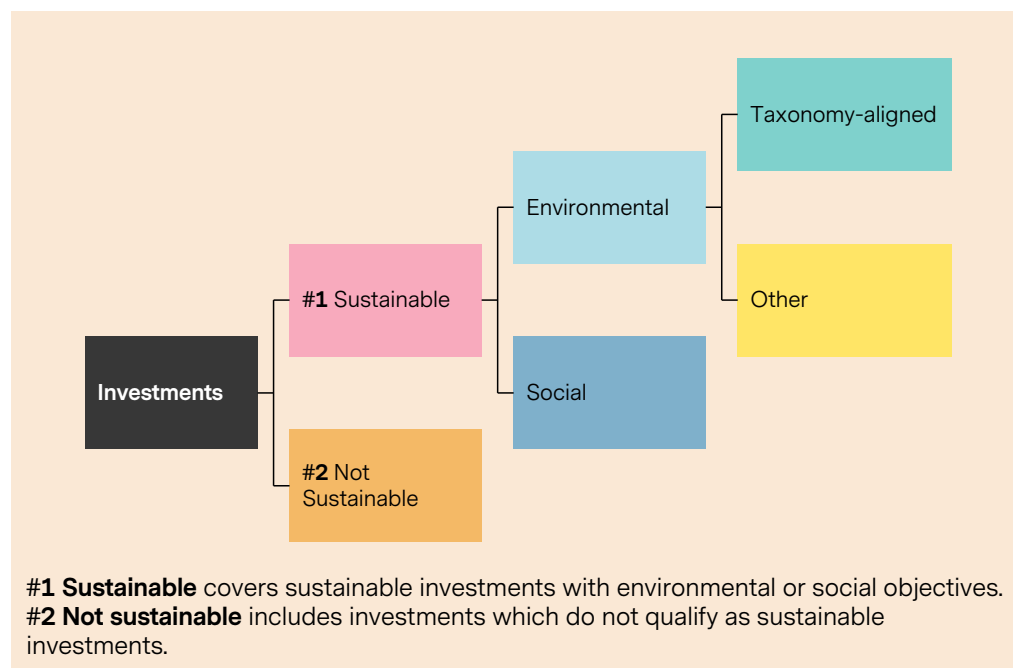


What was the proportion of sustainability-related investments?

Asset allocation describes the share of investments in specific assets.

The proportion of sustainability-related investments was 97.46% (sustainable investments).

● What was the asset allocation?



97.46% of investments were sustainable investments (#1 Sustainable)

#1A Sustainable - Environmental (97.46%); #1A Sustainable - Environmental EU Taxonomy aligned (7.9%); #1A Sustainable - Other environmental (89.56%); #2 Not sustainable (2.54%). #1A Sustainable EU Taxonomy aligned (7.9%) is revenue based.

● **In which economic sectors were the investments made?**

Economic sector	
Electronics & semiconductors	26.44
Energy & water supply	14.32
Electrical appliances & components	12.01
Mechanical engineering & industrial equip.	9.65
Building materials & building industry	5.52
Internet, software & IT services	4.94
Chemicals	4.18
Traffic & Transportation	3.64
Environmental services & recycling	3.61
Vehicles	3.00
Forestry, paper & forest products	2.64
Financial, investment & other diversified comp.	2.61
Real estate	2.38
Miscellaneous services	1.28
Miscellaneous consumer goods	1.24

14.32% of the total value of investments (NAV) were in companies involved in sectors that could be connected to fossil fuels, like "Energy & water supply", "Mining, coal & steel" or "Petroleum/Oil and natural gas". It's important to note that even companies categorized under different sectors might still have some involvement with fossil fuel-related activities, even if it's not their main focus.



To what extent were the sustainable investments with an environmental objective aligned with the EU Taxonomy?

To comply with the EU Taxonomy, the criteria for **fossil gas** include limitations on emissions and switching to fully renewable power or low-carbon fuels by the end of 2035. For **nuclear energy**, the criteria include comprehensive safety and waste management rules.

Did the financial product invest in fossil gas and/or nuclear energy related activities that comply with the EU Taxonomy¹?

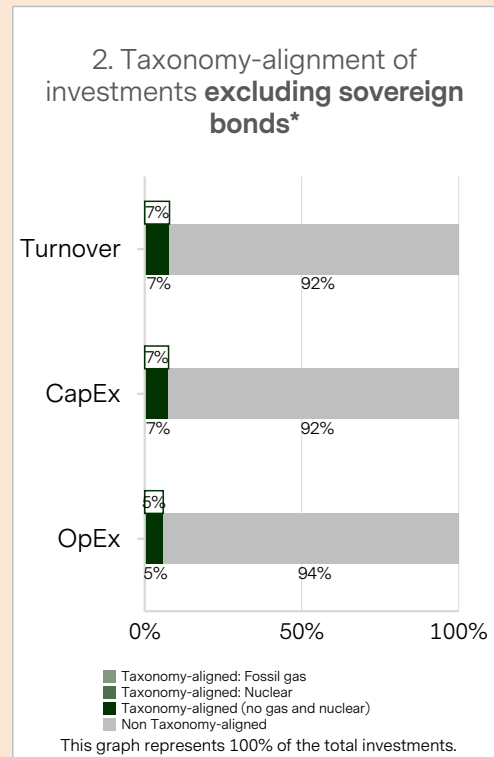
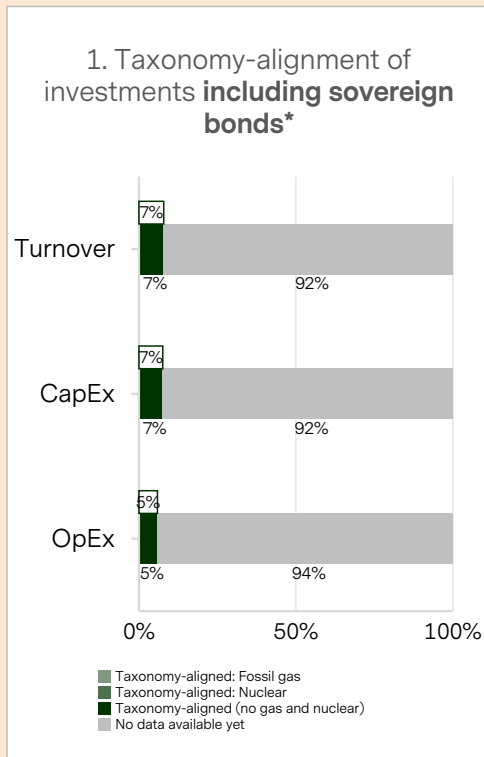
- Yes:
- In fossil gas In nuclear energy
- No

¹ Fossil gas and/or nuclear related activities will only comply with the EU Taxonomy where they contribute to limiting climate change (“climate change mitigation”) and do not significantly harm any EU Taxonomy objectives -see explanatory note in the left hand margin. The full criteria for fossil gas and nuclear energy economic activities that comply with the EU Taxonomy are laid down in Commission Delegated Regulation (EU) 2022/1214.

Taxonomy-aligned activities are expressed as a share of:

- **turnover** reflects the “greenness” of investee companies today.
- **capital expenditure** (CapEx) shows the green investments made by investee companies, relevant for a transition to a green economy.
- **operational expenditure** (OpEx) reflects the green operational activities of investee companies.

The graphs below show in green the percentage of investments that were aligned with the EU Taxonomy. As there is no appropriate methodology to determine the taxonomy-alignment of sovereign bonds, the first graph shows the Taxonomy alignment in relation to all the investments of the financial product including sovereign bonds, while the second graph shows the Taxonomy alignment only in relation to the investments of the financial product other than sovereign bonds.*



* For the purpose of these graphs, 'sovereign bonds' consist of all sovereign exposures

Transitional activities are activities for which low-carbon alternatives are not yet available and among others have greenhouse gas emission levels corresponding to the best performance.

● **What was the share of investments made in transitional and enabling activities?**

Activities	Investment share
transitional	0.00%
enabling	4.00%

Enabling activities directly enable other activities to make a substantial contribution to an environmental objective.

● **How did the percentage of investments that were aligned with the EU Taxonomy compare with previous reference periods?**

Period	Investment share
August 31, 2022	0.00%

 are sustainable investments with an environmental objective that **do not take into account the criteria** for environmentally sustainable economic activities under Regulation (EU) 2020/852.

What was the share of sustainable investments with an environmental objective not aligned with the EU Taxonomy?

Investment share
89.56%



What was the share of socially sustainable investments?

Investment share
0.00%



What investments were included under “other”, what was their purpose and were there any minimum environmental or social safeguards?

Investments	Purpose	Minimum of environmental or social safeguards
Cash (2.54%)	Liquidity management	No minimum environmental safeguards were applied



What actions have been taken to meet the sustainable investment objective during the reference period?

The binding elements of the investment strategy used for the selection of sustainable investments have been monitored throughout the reporting period. Their application led to the exclusion of 85% of the of the investments considered prior to the application of the investment strategy (i.e. global listed equity markets).



How did this financial product perform compared to the reference benchmark?

Reference benchmarks are indexes to measure whether the financial product attains the environmental or social characteristics that they promote.

The financial product has not designated a reference benchmark to determine whether this financial product is aligned with its sustainable investment objective.