

JANUS HENDERSON HORIZON FUND

Singapore Prospectus

Established in Luxembourg

This Singapore Prospectus dated 11 January 2023 is a third replacement prospectus lodged pursuant to Section 298 of the Securities and Futures Act 2001 of Singapore, which replaces the previous prospectus registered with the Monetary Authority of Singapore on 26 August 2022 (which was replaced by the first replacement prospectus lodged on 3 October 2022 and the second replacement prospectus lodged on 19 December 2022).

This Singapore Prospectus incorporates and is not valid without the attached Luxembourg Prospectus dated 29 December 2022 for Janus Henderson Horizon Fund (including any relevant supplements or addendums to the Luxembourg Prospectus) (the “Luxembourg Prospectus”). Janus Henderson Horizon Fund is an open-ended investment company established in Luxembourg and constituted outside Singapore. Janus Henderson Horizon Fund has appointed Janus Henderson Investors Europe S.A. as its management company. The offeror of shares in the sub-funds of Janus Henderson Horizon Fund recognised for retail distribution in Singapore has appointed Janus Henderson Investors (Singapore) Limited as its agent for service of process (whose details appear on page vii of this Singapore Prospectus) and as its Singapore Representative (whose details appear on page vii of this Singapore Prospectus).

Table of Contents

IMPORTANT INFORMATION	iii
DIRECTORY	vi
1. THE FUND	1
2. THE SUB-FUNDS	1
3. MANAGEMENT AND ADMINISTRATION	7
4. OTHER PARTIES	10
5. INVESTMENT OBJECTIVES AND POLICIES	12
6. FEES, CHARGES AND EXPENSES	42
7. RISK FACTORS	50
8. SUBSCRIPTION FOR SHARES	54
9. REDEMPTION OF SHARES	57
10. SWITCHING BETWEEN SUB-FUNDS	58
11. OBTAINING PRICE INFORMATION	59
12. SUSPENSION OF THE CALCULATION OF THE NET ASSET VALUE AND ISSUE, ALLOCATION, CONVERSION, REDEMPTION AND REPURCHASE OF SHARES	59
13. LIQUIDITY RISK MANAGEMENT	59
14. PERFORMANCE OF THE SUB-FUNDS	61
15. COMMISSION SHARING ARRANGEMENTS	68
16. CONFLICTS OF INTEREST	68
17. BEST EXECUTION	70
18. REPORTS	70
19. CERTAIN SINGAPORE TAX CONSIDERATIONS	70
20. QUERIES AND COMPLAINTS	70
21. SUPPLEMENTARY INFORMATION	70

IMPORTANT INFORMATION

The collective investment schemes offered in this Singapore Prospectus, *i.e.*, the sub-funds of Janus Henderson Horizon Fund (the “**Fund**”) listed in Paragraph 2 of this Singapore Prospectus (the “**Sub-Funds**”), are recognised schemes under the Securities and Futures Act 2001 of Singapore (the “**SFA**”). A copy of the registered Singapore Prospectus (as defined below) has been lodged with and registered by the Monetary Authority of Singapore (the “**Authority**”) and a copy of this Singapore Prospectus has been lodged with the Authority. The Authority assumes no responsibility for the contents of this Singapore Prospectus. The registration of the Registered Singapore Prospectus by the Authority and lodgement of this Singapore Prospectus with the Authority does not imply that the SFA or any other legal or regulatory requirements have been complied with. The Authority has not, in any way, considered the investment merits of the Sub-Funds.

This Singapore Prospectus is a third replacement prospectus lodged with the Authority on 11 January 2023 pursuant to Section 298 of the SFA. It replaces the prospectus that was registered with the Authority on 26 August 2022 (the “**Registered Singapore Prospectus**”) (which was replaced by the first replacement prospectus lodged on 3 October 2022 and second replacement prospectus lodged on 19 December 2022). This Singapore prospectus shall be valid for a period of 12 months after the date of registration (*i.e.*, up to and including 25 August 2023) and shall expire on 26 August 2023.

This Singapore Prospectus relating to the Sub-Funds incorporates and is not valid without the Luxembourg Prospectus. Unless the context otherwise requires, terms defined in the Luxembourg Prospectus shall have the same meaning when used in this Singapore Prospectus except where specifically provided for by this Singapore Prospectus. Certain defined terms can be found in the section “Definitions” of the Luxembourg Prospectus.

The Fund is an open-ended investment company established on 30 May 1985 in Luxembourg as a *société d'investissement à capital variable* (SICAV) pursuant to the Luxembourg laws of 10 August 1915 on commercial companies (as amended). The Fund is qualified as an undertaking for collective investment in transferable securities (UCITS) under Part I of the Luxembourg law of 17 December 2010 relating to undertakings for collective investment. The Fund has appointed Janus Henderson Investors Europe S.A. as its Management Company.

The assets of the Fund are held in different Sub-Funds. Each Sub-Fund is a separate portfolio of securities managed in accordance with specific investment objectives. Separate classes (“**Classes**”) and sub-classes of shares may be issued in relation to the Sub-Funds (the “**Shares**”).

Please note that the Janus Henderson Horizon Fund – Asian Dividend Income Fund, Janus Henderson Horizon Fund – Pan European Absolute Return Fund, the Janus Henderson Horizon Fund – Total Return Bond Fund, the Janus Henderson Horizon Fund – Global High Yield Bond Fund, the Janus Henderson Horizon Fund – Biotechnology Fund and the Janus Henderson Horizon Fund – Euro High Yield Bond Fund intend to use or invest in financial derivative instruments other than for the purposes of hedging and/or efficient portfolio management, and may make use of advanced techniques using derivative instruments and strategies as a means of achieving its investment objectives and policies. These advanced techniques are further described under its investment objective and policy in paragraph 5.1. For the avoidance of doubt, the other Sub-Funds only intend to use or invest in financial derivative instruments for the purposes of hedging and/or efficient portfolio management. Please note that there is a possibility that the net asset value of the abovementioned Sub-Funds may have a higher volatility due to their investment policies or portfolio management techniques.

If you are in any doubt about the contents of this Singapore Prospectus, you should consult your stockbroker, bank manager, solicitor, accountant or other independent financial adviser. Shares are offered on the basis of the information contained in this Singapore Prospectus and the documents referred to in this Singapore Prospectus. No person is authorised to give any information or to make any representations concerning the Fund or the Sub-Funds other than as contained in this Singapore Prospectus. Any purchase made by any person on the basis of statements or representations not contained in or inconsistent with the information and representations contained in this Singapore Prospectus will be solely at the risk of the purchaser.

The directors of the Fund (the “**Directors**”) have taken all reasonable care to ensure that the facts stated in this Singapore Prospectus are true and accurate in all material respects and that there are no other material facts the omission of which makes any statement of fact or opinion in this Singapore Prospectus misleading. The Directors accept responsibility accordingly.

The distribution of this Singapore Prospectus and the offering of the Shares may be restricted in certain jurisdictions. This Singapore Prospectus is not an offer or solicitation in any jurisdiction where such offer or solicitation is unlawful, where the person making the offer or solicitation is not authorised to make it or a person receiving the offer or solicitation may not lawfully receive it.

The information contained in this Singapore Prospectus is supplemented by the most recent annual report of the Fund and any subsequent semi-annual report of the Fund, if available, copies of which can be obtained, free of charge, from the Singapore Representative, during normal Singapore business hours. Persons interested in purchasing Shares should inform themselves as to (a) the legal requirements within their own country for the purchase of Shares, (b) any foreign exchange restrictions which may be applicable, and (c) the income and other tax consequences of purchase, conversion and redemption of Shares.

The Shares are capital markets products other than prescribed capital markets products (as defined in the Securities and Futures (Capital Markets Products) Regulations 2018) and Specified Investment Products (as defined in MAS Notice SFA 04-N12: Notice on the Sale of Investment Products and MAS Notice FAA-N16: Notice on Recommendations on Investment Products).

The Fund draws your attention to the fact that you will only be able to fully exercise your shareholder rights directly against the Fund, notably the right to participate in general shareholders' meetings if you are registered yourself and in your own name in the shareholders' register of the Fund. In cases where you invest in the Fund through an intermediary investing into the Fund in its own name but on your behalf, it may not always be possible for you to exercise certain shareholder rights directly against the Fund. You are advised to take advice on your rights.

The articles of incorporation of the Fund were first published on 20 June 1985. Amendments to the articles of incorporation were published on 2 September 1989, 16 October 1997, 23 November 2001, 10 February 2004, 15 April 2005, 31 October 2007, 2 March 2012 respectively. Amendments to the Articles pursuant to the extraordinary general meetings of Shareholders held on 8 December 2017 were published in the *Recueil Electronique des Sociétés et Associations* ("RESA") on 18 December 2017. The consolidated version of the articles of incorporation (the "**Articles of Incorporation**") has been deposited at the *Luxembourg Business Registers* where it is available for inspection and where copies may be obtained. Copies of the Articles of Incorporation are also available for inspection by you, free of charge, from the Singapore Representative, during normal Singapore business hours.

You are advised to carefully consider the risk factors set out under the section "Investment and Risk Considerations" of the Luxembourg Prospectus, and to refer to Paragraph 7 of this Singapore Prospectus.

The delivery of this Singapore Prospectus or the issue of Shares in any Sub-Fund shall not, under any circumstances, imply that the affairs of the Fund and/or the Sub-Funds have not changed since the date hereof. To reflect material changes, this Singapore Prospectus may be updated from time to time and you should check whether any more recent Singapore Prospectus is available.

You may wish to consult your independent financial adviser about the suitability of a particular Sub-Fund for your investment needs.

All enquiries in relation to the Sub-Funds should be directed to the Singapore Representative at 138, Market Street #34-03/04, CapitaGreen Singapore 048946 or any appointed distributor.

PERSONAL DATA PROTECTION

You consent and acknowledge that any personal data provided to the Singapore Representative, the Management Company, the Sub-Investment Managers, the Registrar and Transfer Agent, the Administrator/Depositary and the Domicile Agent, and/or their related corporations (as defined under Section 6 of the Companies Act 1967 of Singapore ("**Recipients**", each a "**Recipient**") whether directly or through appointed distributors or agents or otherwise collected by or on behalf of a Recipient in connection with the subscription for Shares, including any personal data relating to third party individuals (e.g. beneficial owners, directors or authorised signatories of individuals who are not individuals) ("**Data**") may be collected, used and disclosed by a Recipient for the following purposes: (i) updating and maintaining the Singapore Register; (ii) processing instructions or trades of investors or persons acting on behalf of investors; (iii) complying with any applicable legal, governmental, compliance or regulatory requirements within Singapore and in a foreign jurisdiction, including rules and regulations relating to anti-money laundering and countering the financing of terrorism; (iv) complying with any applicable treaty or agreement with or between Singapore and a foreign jurisdiction; (v) fulfilling a judgment or order of court or of any other tribunal within Singapore and in an applicable foreign jurisdiction; (vi) providing client-related services, including providing customer support, responding to queries or feedback given by investors or persons acting behalf of investors, and communicating with and disseminating of notices and reports to investors or persons acting on behalf of investors;

(vii) verifying the identity of investors or persons acting on behalf of investors; (viii) exercising or enforcing the rights of a Recipient under contract or pursuant to applicable laws and regulations; (ix) administering, operating, processing or managing the Shares, the Fund or a Sub-Fund; (x) all purposes directly related to one or more of the foregoing; (xii) conducting general administration in relation to the foregoing. Where an individual investor provides personal data relating to third party individuals to a Recipient, that investor warrants that the prior consent of such third party individual, which will allow a Recipient to collect, use and disclose that personal data in the manner and for the purposes described above, has been obtained, and consents and acknowledges to all such collection, use and disclosure on behalf of that third party individual. You consent and acknowledge that Data may be disclosed and transferred to the following parties, in Singapore or in a foreign jurisdiction, for the purposes set out above: (i) any person or entity including government authorities, regulatory bodies, courts and tribunals to whom a Recipient is under an obligation to make disclosure pursuant to any domestic or foreign legal process, legal obligation or regulatory obligation; (ii) related corporations of the Singapore Representative, the Management Company, the Sub-Investment Managers, the Registrar and Transfer Agent, the Administrator/Depositary and the Domicile Agent; and (iii) any agent, contractor or third party service provider who provides administrative, mailing, data processing, business process, human resource, information technology or other service to a Recipient in connection with the operation of the business of a Recipient.

You may, after consenting to the collection, use and disclosure of your Data, withdraw your consent by giving notice in writing to the Singapore Representative, whether directly or through your appointed agents or distributors. You should note that a notice of withdrawal of consent submitted by you shall be deemed to be a request for redemption of all Shares you hold.

IMPORTANT: PLEASE READ AND RETAIN THIS SINGAPORE PROSPECTUS FOR FUTURE REFERENCE.

DIRECTORY¹

BOARD OF DIRECTORS OF FUND

Kevin Adams (UK resident)

Chairman and independent non-executive director and formerly Director of Fixed Income at Janus Henderson Investors UK Limited

c/o 2 Rue de Bitbourg, L-1273 Luxembourg, Grand Duchy of Luxembourg

Joanna Dentskevich (Jersey resident)

Independent non-executive director

c/o 2 Rue de Bitbourg, L-1273 Luxembourg, Grand Duchy of Luxembourg

Matteo Candolfini (Luxembourg resident)

Director

Janus Henderson Investors Europe S.A., 2 Rue de Bitbourg, L-1273 Luxembourg

Ian Dyble (UK resident)

Director

Janus Henderson Investors, 201 Bishopsgate, London EC2M 3AE, United Kingdom

Dr. Sybille Hofmann

Independent non-executive director

c/o 2 Rue de Bitbourg, L-1273 Luxembourg, Grand Duchy of Luxembourg

REGISTERED OFFICE

Janus Henderson Horizon Fund, 2 Rue de Bitbourg, L-1273 Luxembourg, Grand Duchy of Luxembourg

MANAGEMENT COMPANY

Janus Henderson Investors Europe S.A., 2 Rue de Bitbourg, L-1273 Luxembourg, Grand Duchy of Luxembourg

INVESTMENT MANAGER

Janus Henderson Investors UK Limited, 201 Bishopsgate, London EC2M 3AE, United Kingdom

SUB-INVESTMENT MANAGERS

Janus Henderson Investors (Singapore) Limited, One Marina Boulevard, #28-00, Singapore 018989

Janus Henderson Investors US LLC, 151 Detroit Street, Denver, Colorado 80206, United States of America

Janus Henderson Investors (Australia) Institutional Funds Management Limited, Level 47, Gateway, 1 Macquarie place, Sydney NSW 2000, Australia

Janus Henderson Investors (Japan) Limited, Marunouchi Kitaguchi Building 27F, 6-5, Marunouchi 1-chome, Tokyo 100-0005, Japan

PRINCIPAL DISTRIBUTORS

Janus Henderson Investors Europe S.A., 2 Rue de Bitbourg, L-1273 Luxembourg, Grand Duchy of Luxembourg

Janus Henderson Investors UK Limited, 201 Bishopsgate, London EC2M 3AE, United Kingdom

¹ Please note the name change to the following entities referred to in this Singapore Prospectus:
Janus Henderson Investors Europe S.A. was previously known as Henderson Management S.A.
Janus Henderson Investors UK Limited was previously known as Henderson Global Investors Limited
Janus Henderson Investors US LLC was previously known as Janus Capital Management LLC

REGISTRAR AND TRANSFER AGENT

International Financial Data Services (Luxembourg) S.A., 47, avenue J.F Kennedy, L-1855 Luxembourg, Grand Duchy of Luxembourg

Correspondence Address: Bishops Square, Redmond's Hill, Dublin 2, Ireland

DOMICILE AGENT

Janus Henderson Investors Europe S.A., 2 Rue de Bitbourg, L-1273 Luxembourg, Grand Duchy of Luxembourg

ADMINISTRATOR

BNP Paribas, Luxembourg Branch , 60, avenue J.F Kennedy, L-1855 Luxembourg, Luxembourg, Grand Duchy of Luxembourg

DEPOSITARY

BNP Paribas, Luxembourg Branch, 60, avenue J.F Kennedy, L-1855 Luxembourg, Luxembourg, Grand Duchy of Luxembourg

AGENT FOR SERVICE OF PROCESS IN SINGAPORE

Janus Henderson Investors (Singapore) Limited (Company Registration No. 199700782N), whose registered office is at One Marina Boulevard, #28-00, Singapore 018989, Singapore

SINGAPORE REPRESENTATIVE

Janus Henderson Investors (Singapore) Limited (Company Registration No. 199700782N), whose principal place of business is at 138, Market Street #34-03/04, CapitaGreen, Singapore 048946, Singapore (Tel: 65 6813 1000)

AUDITOR

PricewaterhouseCoopers, Société cooperative. 2, rue Gerhard Mercator. 1443 L-1014 Luxembourg Grand Duchy of Luxembourg

LEGAL ADVISERS AS TO SINGAPORE LAW

Allen & Gledhill LLP, One Marina Boulevard, #28-00, Singapore 018989, Singapore

1. THE FUND

The Fund is an investment company organised as a *société anonyme* under the laws of the Grand Duchy of Luxembourg and qualifies as a SICAV. The Fund was incorporated in Luxembourg on 30 May 1985 pursuant to the Luxembourg laws of 10 August 1915 on commercial companies (as amended) and is qualified as an undertaking for collective investment in transferable securities under Part I of the law of 17 December 2010 relating to undertakings for collective investments.

The Fund's assets are held in different Sub-Funds. Each Sub-Fund is a separate portfolio of securities managed in accordance with its specific investment objective.

Full details of the Fund and the Sub-Funds are set out under the Sections "Key Information" and "Further Information" of the Luxembourg Prospectus. The Fund is referred to as the "Company" and each Sub-Fund, referred to as a "Fund" in the Luxembourg Prospectus.

In the event of the Fund becoming insolvent the Fund would be liquidated in accordance with applicable laws and its Articles of Incorporation.

2. THE SUB-FUNDS

2.1: The Fund offers a range of sub-funds, which fall within different types of funds, such as specialist funds, regional funds and bond funds. Classes currently offered to you in Singapore for subscription may include Class A Accumulation Shares (both Hedged and Unhedged²) and Class A Distribution Shares (both Hedged and Unhedged) as well as Class S Accumulation Shares (both Hedged and Unhedged).

Class A Shares and Class S Shares are subject to an initial charge and trading fee (as described in Paragraph 6 of this Singapore Prospectus).

Please refer to the Sections "Key Features of the Company" and "Distribution Policy" of the Luxembourg Prospectus for further details.

The table below sets out the details of the Classes which are or may be available in Singapore for each Sub-Fund. You may wish to check with your Singapore Representative and/or authorised distributors on the future availability of these Classes.

The Fund may in its discretion from time to time and in respect of any Sub-Fund, make available for subscription to you other Class A Shares (with the relevant additional characteristics referenced in the Luxembourg Prospectus) in addition to the share classes listed in the table below. The list of share classes available for subscription to you may therefore change from time to time. You may wish to contact your Singapore Representative and/or authorised distributors for the latest list of available share classes.

Regional Sub-Funds

Sub-Fund of Janus Henderson Horizon Fund	Type of fund	Base Currency ³	Classes currently offered	Inception Date of Sub-Fund/Class
Janus Henderson Horizon Fund – Asian Dividend Income Fund ("Asian Dividend Income Fund")	Equity	USD	Class A2 USD Class A2 EUR Class A2 SGD Class A3q USD Class A3q EUR Class A3q SGD	26 October 2006 3 March 2008 30 May 2007 26 October 2006 3 March 2008 30 May 2007

² An Unhedged Share Class means a Class of Shares of a Sub-Fund which is designated in a currency other than the Base Currency and are exposed to fluctuations in currency. For any unhedged Class of Share, a currency conversion will take place on subscription, redemption, switching and distributions at prevailing exchange rates. The value of any share expressed in a non base currency which is unhedged will be subject to exchange rate risk in relation to the Base Currency.

³ "Base Currency" means the base currency for each of the Sub-Funds and currency in which the financial reports are prepared for each Sub-Fund.

Janus Henderson Horizon Fund Singapore Prospectus

			Class A3q HSGD Class A4m USD Class A5m USD	Not incepted yet* 2 July 2018 Not incepted yet*
Janus Henderson Horizon Fund – Euroland Fund (“Euroland Fund”)	Equity	EUR	Class A2 EUR Class A2 HUSD Class A2 HSGD	2 July 1984 24 April 2014 20 October 2015
Janus Henderson Horizon Fund – Japan Opportunities Fund (“Japan Opportunities Fund”)	Equity	JPY	Class A2 USD	31 July 1985
Janus Henderson Horizon Fund – Asian Growth Fund (“Asian Growth Fund”)	Equity	USD	Class A2 USD Class A2 SGD	31 July 1985 24 March 2016
Janus Henderson Horizon Fund – Pan European Equity Fund (“Pan European Equity Fund”)	Equity	EUR	Class A2 EUR Class A2 HSGD Class A2 HUSD Class A2 SGD Class A2 USD Class A1 EUR	30 November 2001 Not incepted yet* 14 October 2013 24 March 2016 12 December 2011 3 January 2005

Specialist Sub-Funds

Sub-Fund of Janus Henderson Horizon Fund	Type of fund	Base Currency ³	Classes currently offered	Inception Date of Sub-Fund/Class
Janus Henderson Horizon Fund – Asia-Pacific Property Income Fund (“Asia-Pacific Property Income Fund”)	Equity	USD	Class A2 USD Class A3 USD Class A3 SGD Class A4m USD Class A4m SGD Class A5m USD Class A5m SGD	3 October 2005 3 October 2005 24 March 2016 1 October 2020 Not incepted yet* 1 October 2020 1 October 2020
Janus Henderson Horizon Fund – Biotechnology Fund (“Biotechnology Fund”)	Equity	USD	Class A2 USD Class A2 SGD Class A2 HSGD	10 December 2018 13 September 2019 13 September 2019
Janus Henderson Horizon Fund – China A-Share Fund (“China A-Share Fund”)	Equity	USD	Class A2 USD Class A2 SGD	Not incepted yet* Not incepted yet*
Janus Henderson Horizon Fund – China Opportunities Fund (“China Opportunities Fund”)	Equity	USD	Class A2 USD Class A2 SGD	25 January 2008 25 January 2008
Janus Henderson Horizon Fund – Global Property Equities Fund (“Global Property Equities Fund”)	Equity	USD	Class A2 USD Class A2 HEUR Class A3q USD Class A3q SGD	3 January 2005 11 October 2012 3 January 2005 24 March 2016
Janus Henderson Horizon Fund – Global Sustainable Equity Fund (“Global Sustainable Equity Fund”)	Equity	USD	Class A2 USD Class A2 SGD Class A2 HSGD	29 May 2019 29 May 2019 29 May 2019
Janus Henderson Horizon Fund – Global Technology Leaders Fund (“Global Technology Leaders Fund”)	Equity	USD	Class A2 USD Class A1 USD Class A2 HSGD Class A2 SGD Class A2 GBP Class A2 EUR	16 October 1996 3 January 2005 17 May 2013 24 March 2016 3 January 2006 19 October 2007
Janus Henderson Horizon Fund – Japanese Smaller Companies Fund	Equity	JPY	Class A2 HUSD Class A2 USD Class A2 HSGD	13 March 2015 30 August 1985 2 August 2017

Janus Henderson Horizon Fund Singapore Prospectus

(“Japanese Smaller Companies Fund”)			Class A2 JPY	30 September 2009
Janus Henderson Horizon Fund – Pan European Absolute Return Fund (“Pan European Absolute Return Fund”)	Equity	EUR	Class A2 EUR Class S2 HUSD Class A2 HSGD Class A2 HUSD Class A2 HGBP	1 December 2006 20 September 2012 21 May 2014 4 April 2012 11 December 2014
Janus Henderson Horizon Fund – Pan European Property Equities Fund (“Pan European Property Equities Fund”)	Equity	EUR	Class A2 EUR Class A2 HUSD Class A2 SGD Class A3 EUR	1 July 1998 13 June 2014 24 March 2016 3 January 2005
Janus Henderson Horizon Fund – Sustainable Future Technologies Fund (“Sustainable Future Technologies Fund”)	Equity	USD	Class A2 USD Class A2 SGD	3 August 2021 Not incepted yet*
Janus Henderson Horizon Fund – US Sustainable Equity Fund (“US Sustainable Equity Fund”)	Equity	USD	Class A2 USD Class A2 SGD	3 August 2021 Not incepted yet*

Bond Sub-Funds

Sub-Fund of Janus Henderson Horizon Fund	Type of fund	Base Currency³	Classes currently offered	Inception Date
Janus Henderson Horizon Fund – Total Return Bond Fund (“Total Return Bond Fund”)	Bond	EUR	Class A2 EUR Class A2 HUSD	9 May 2012 25 April 2012
Janus Henderson Horizon Fund – Global High Yield Bond Fund (“Global High Yield Bond Fund”)	Bond	USD	Class A2 USD Class A4m USD Class A4m HSGD Class A5m USD	19 November 2013 30 September 2019 30 September 2019 Not incepted yet*
Janus Henderson Horizon Fund – Euro High Yield Bond Fund (“Euro High Yield Bond Fund”)	Bond	EUR	Class A2 EUR Class A3q EUR Class A4m HUSD Class A4m EUR Class A5m EUR	19 November 2013 19 November 2013 Not incepted yet* Not incepted yet* Not incepted yet*

* As these share classes have not been launched, no performance figures or expense ratios (where applicable) have been set out in respect of these classes in Paragraph 13. New share class not yet launched may be launched at such later date at such initial offer period (if any) and initial offer price (if any) as the Directors may determine in their discretion. The Management Company may at its discretion decide not to proceed with the launch of each new share class if they are of the opinion that it would not be commercially viable or practical for them to proceed with such launch, and in such event, the contributions of the applicants to the relevant share class will be refunded without interest.

Full details of the different types of Sub-Funds are set out under the sections “Key Information” and “Funds” of the Luxembourg Prospectus.

Please see Paragraph 5 of this Singapore Prospectus for the investment objective of each Sub-Fund.

2.2: The subscription proceeds of Shares in a Sub-Fund are invested in one common underlying portfolio of investments. The allocation of the assets and liabilities of the Fund to each Sub-Fund is described in the Articles of Incorporation. All Shares of the same Class have equal rights and privileges. Each Share is, upon issue, entitled to participate equally in assets of the Class of the relevant Sub-Fund to which it relates on liquidation and in dividends and other distributions as declared for the Class of such Sub-Fund. The Shares will carry no preferential or pre-emptive rights and each whole Share will be entitled to one vote at all meetings of shareholders.

2.3: Hedged Share Classes

The Fund may offer Hedged Share Classes in order to mitigate currency risk between the Base Currency of the Fund and the currency of the Hedged Share Class. Where a Hedged Share Class is available it will be expressed with the pre-fix “H” and described, for instance as Class A HEUR, Class A HGBP, Class A HUSD, Class A HSGD, Class A HSEK, Class A HAUD, Class A HCHF etcetera. The Fund’s Investment Manager will employ financial instruments, such as foreign exchange forward contracts, as a hedge.

The value to be hedged will be made up of both capital and income and the Investment Manager intends to hedge between 95-105% of the value of the Hedged Share Class. Procedures are in place to monitor hedging positions to ensure that under-hedged positions are at all times within 95% of the portion of the net asset value of the Hedged Share Class which is to be hedged against currency risk and over-hedged positions do not exceed 105% of the net asset value of the Hedged Share Class. Adjustments to any hedge to keep within this target range will only be made when the required adjustment is material. As such the Hedged Share Classes will not be completely protected from all currency fluctuations. In such circumstances, Shareholders of that class may be exposed to fluctuations in the net asset value per Share reflecting the gains/losses on and the costs of the relevant financial instruments and this strategy may substantially limit holders of the class from benefiting if the Hedged Share Class currency falls against the relevant Base Currency and/or the currency in which the assets of the relevant Sub-Fund are denominated. Gains/Losses of the hedging transactions will accrue solely to the relevant Hedged Share Class.

The costs and expenses incurred in connection with any currency hedging transactions related to Share Class hedging will normally be borne solely by such Hedged Share Classes and may be aggregated by such Hedge Share Classes denominated in the same currency in the same Sub-Fund.

Given that there is no segregation of liabilities between Classes, there is a risk that, under certain circumstances, currency hedging transactions in relation to a Hedged Share Class could result in liabilities which might affect the net asset value of the other Share Classes of the same Sub-Fund.

Please refer to the risk factors contained under the heading “Funds offering Hedged Share Classes” set out under the section “Investment and Risk Considerations” of the Luxembourg Prospectus.

The relevant Base Currency and the designated currency of any Hedged Share Classes are set out above in paragraph 2.1.

2.4: Distribution Policy

A calendar including details on the distribution policy and distribution frequency for all available Share Classes can be obtained at the website www.janushenderson.com/sq or from the registered office of the Fund.

2.4.1 Accumulation Share Classes

No distributions will be made in respect of “Accumulation Shares” or “sub-class 2 Shares”.

2.4.2 Distribution Share Classes

“Distribution Shares” are Shares which may entitle the shareholder to the periodical distribution of investment income and net realised and unrealised capital gains, and for a limited number of Share Classes, distribute capital, subject to the minimum capital requirement imposed by Luxembourg law, and in accordance with the Luxembourg Prospectus.

Distribution Share Classes may differ in terms of the basis of the distribution calculation and distribution frequency. Distribution Shares of a Sub-Fund may distribute monthly, quarterly, semi-annually or annually and this is determined at launch of the relevant Share Class. Not all types of Distribution Share Classes are available for every Sub-Fund.

Types of Distribution Share Classes

A Sub-Fund may offer different types of Distribution Shares as explained in the table below.

Sub-class 1 Shares	<p>The distribution policy is to distribute substantially all of the investment income for the relevant accounting period after the deduction of fees, charges and expenses.</p> <p>Distributions will not include realised and unrealised capital gains.</p>
Sub-class 3 Shares	<p>The distribution policy is to distribute substantially all of the investment income for the relevant accounting period before the deduction of fees, charges and expenses.</p> <p>To allow more investment income to be distributed, sub-class 3 Share Classes will deduct fees, charges and expenses from capital and distributions may also include realised and unrealised capital gains. This may result in capital erosion and a reduction in the potential for long-term capital growth. You should note that distributions of this nature may be treated (and taxable) as income, depending on local tax legislation. You should seek professional tax advice in this respect.</p>
Sub-class 4 Shares	<p>The distribution policy is to distribute substantially all of the investment income over the relevant accounting period and potentially a portion of capital (up to the extent as permitted by Luxembourg law) before the deduction of fees, charges and expenses.</p> <p>The distribution will be calculated at the discretion of the Directors with a view to providing consistent distributions to the Shareholders during such accounting period.</p> <p>To allow more investment income to be distributed, sub-class 4 Share Classes will deduct fees, charges and expenses from capital and distributions will also include realised and unrealised capital gains and original capital invested. This may result in capital erosion and a reduction in the potential for long-term capital growth. You should note that distributions of this nature may be treated (and taxable) as income, depending on local tax legislation. You should seek professional tax advice in this respect.</p>
Sub-class 5 Shares	<p>The distribution policy is to distribute substantially all of the investment income over the relevant accounting period and potentially a portion of capital (up to the extent as permitted by Luxembourg law) before the deduction of fees, charges and expenses.</p> <p>The distribution will be calculated at the discretion of the Directors with a view to providing consistent distributions to the Shareholders during such accounting period.</p> <p>To allow more investment income to be distributed, sub-class 5 Share Classes will deduct fees, charges and expenses from capital and distributions will also include realised and unrealised capital gains and may include original capital invested. This may result in capital erosion and a reduction in the potential for long-term capital growth. Investors should note that distributions of this nature may be treated (and taxable) as income, depending on local tax legislation. Investors should seek professional tax advice in this respect.</p>

For Hedged Share Classes of sub-class 4 and sub-class 5 shares, the distribution policy may take into account the return driven by the interest rate differential arising from the currency hedging of such Hedged Share Class in determining the distribution to be paid (which constitutes a distribution from capital).

This will mean that, where the interest rate differential between the Hedged Share Class currency and the Base Currency of the relevant Sub-Fund is positive, investors may forego capital gains in favour of distributions. Conversely, in times where the interest rate differential between the Hedged Share Class currency and the Base Currency of the relevant Sub-Fund is negative, then the value of distributions payable may be reduced as a result. Investors should be aware of the uncertainty of relative interest rates, which are subject to change, and that this will have an impact on the return of the Hedged Share Class. The net asset value of the Hedged Share Class may fluctuate and may significantly differ from other Share classes due to the fluctuation of the interest rate differential between the Hedged Share Class currency and the Base Currency of the relevant Sub-Fund, and investors in such Hedged Share classes may therefore be adversely affected.

For the avoidance of doubt, the interest rate differential is calculated following each monthly hedge roll using the differential between the traded forward foreign exchange rate and the applicable spot rate of the two relevant currencies (the Base Currency of the Sub-Fund and the currency in which the Hedged Share Class is denominated). The above policies may be changed at the Directors' discretion.

Distribution Frequency of Distribution Share Classes

Distribution Share Classes may differ in terms of their distribution frequency. Distribution Share Classes may distribute monthly, quarterly, semi-annually or annually determined at the launch of the relevant Share Class. Where a monthly or quarterly distribution is available, it will be expressed with the following suffix to the distribution policy:

Distribution frequency	Distribution frequency identifier	Example
Quarterly	'q'	Class A1q USD
Monthly	'm'	Class A1m USD

Currently, for Distribution Share Classes, distributions will be made on an annual basis save for Class A3 shares of the Asian Dividend Income Fund, the Euro High Yield Bond Fund, and the Global Property Equities Fund whose distributions will be made quarterly and Class A4 shares of the Asian Dividend Income Fund and the Global High Yield Bond Fund whose distributions will be made on monthly basis.

Payment of Distributions to Shareholders of the Distribution Share Classes

The following table shows the intended distribution calculation and payment dates for each of the relevant Distribution Shares.

Distribution Frequency	Distribution Calculation date(s)	Distribution payment date(s)
Annually	30 June	within 4 weeks of the Distribution Calculation date
Quarterly	30 June 30 September 31 December 31 March	within 4 weeks of the Distribution Calculation date
Monthly	30 June 31 July 31 August 30 September 31 October 30 November 31 December 31 January 28 February 31 March 30 April 31 May	within 4 weeks of the Distribution Calculation date

You should note that there is no guarantee, assurance and/or certainty that the intention to make periodic distributions in respect of the Distribution Shares will be achieved. The right to vary the frequency and/or amount of distributions, if any, will be at the Directors' absolute discretion. You should note that any dividends declared or distributions made in respect of a Class of a Sub-Fund will reduce the net asset value of that Class of such Sub-Fund.

3. MANAGEMENT AND ADMINISTRATION

Full details on the management and administration of the Fund are set out under the sections "Directors, Management and Administration" and "Further Information" of the Luxembourg Prospectus.

3.1 Directors

The Directors are responsible for the stewardship of all of the Fund's affairs.

3.2 The Management Company

Janus Henderson Investors Europe S.A. is regulated by the Luxembourg *Commission de Surveillance du Secteur Financier* and has been appointed by the Fund to act as its management company. The Management Company is authorised to act as a fund management company in accordance with Chapter 15 of the law of 17 December 2010 relating to undertakings for collective investment.

The Fund has signed a fund management company agreement (the "**Fund Management Company Agreement**") with the Management Company. Under this agreement, the Management Company was entrusted with the day to day management of the Fund, with the responsibility for the Management Company to perform directly or by way of delegation functions relating to the Fund's investment management, and administration, and implementation of the Fund's policy for the marketing and distribution of the Sub-Funds. In agreement with the Fund, the Management Company has decided to delegate several of its functions as is further described in the Luxembourg Prospectus.

Janus Henderson Investors Europe S.A. is part of Janus Henderson Group, a substantial financial services group of companies listed in New York and Australia. Janus Henderson Investors Europe S.A. has been managing collective investment schemes or discretionary funds in Luxembourg since 1985.

In the event of the Management Company becoming insolvent the Fund will replace the Management Company with a new entity.

3.2.1 Directors of the Management Company

Ignacio De La Maza

Head of EMEA Intermediary & Latin America

Ignacio De La Maza is Head of EMEA Intermediary & Latin America at Janus Henderson Investors, a position he has held since 2019. In this role, he heads the intermediary business across Europe, the Middle East, Africa and Latin America. Before this, he was head of sales, continental Europe & Latin America at the firm from 2017. Mr. De La Maza was head of sales, Iberia and Latin America from 2011 and head of sales, Latin America from 2009, both at Henderson Global Investors. Prior to this, he was an institutional sales manager at New Star Asset Management from 2007. He began his career in 2005 as a mutual and hedge fund analyst at M&B Capital Advisers in Spain.

Ignacio received his bachelor of arts degree (Hons) in business studies at the University of San Pablo CEU in Madrid. He has 15 years of financial industry experience.

Matteo Candolini

Head of Office for Janus Henderson Investors Europe S.A.

Matteo Candolini is Head of Office for Janus Henderson Investors Europe S.A. in Luxembourg, a position he has held since June 2020. Additionally, he is a member of the Janus Henderson Horizon Fund, Janus Henderson Fund and Janus Henderson Investors Europe S.A. Boards. Prior to joining HMSA, Matteo was the Head of Investment Risk EMEA for 3 years and Head of Risk Governance EMEA for more than 1 year at Invesco in Luxembourg. Prior to his role at Invesco, Matteo was Head of Risk Management at Quaestio Investments (Conducting Officer) in Luxembourg for 2 years. Prior to Quaestio Investments in Luxembourg, Matteo was Head of Risk Management at Inter Fund Management in Luxembourg for 3 years. At the start of

his career he held a portfolio manager and hedge fund analyst position at ING Private Capital Management in Luxembourg for 3 years.

Matteo is a CFA Charter of the CFA Institute and has an FRM designation from GARP, Global Association of Risk Professionals. He also has completed a course in Risk Management from Imperial College and holds a master's degree in Computer Science.

Paul Greenwood

Global Head of Investment Risk

Paul Greenwood is Global Head of Investment Risk at Janus Henderson Investors, a position he has held since 2018. In this role, Mr. Greenwood is responsible for leading and advising the investment risk teams. Prior to Janus Henderson, he was senior vice president, head of investment risk from 2010 at AllianceBernstein, where he led the investment risk management of all assets under management while managing a derivatives hedge portfolio. He joined AllianceBernstein in 2008 as vice president, senior portfolio manager, blend solutions. Before that, Mr. Greenwood was director, pension solutions with Royal Bank of Scotland (RBS) from 2006. Earlier, he was a senior investment consultant with Mercer from 1996. He began his career in 1993 with FirstRand, formerly Southern Life, as an actuarial analyst.

Mr. Greenwood has a bachelor of science degree in mathematical statistics from the University of the Witwatersrand in Johannesburg. He is a Fellow of the Institute of Actuaries, United Kingdom. He has 27 years of financial industry experience.

Dr. Sybille Hofmann

Independent Non-executive Director of Janus Henderson Investors Europe S.A.

Sybille Hofmann is as Independent Non-executive Director at Janus Henderson Investors Europe S.A. Luxembourg. Prior to joining HMSA, Ms. Hofmann held a position as Head of Operations EMEA at Invesco for three year. Prior to this role, Ms. Hofmann held a position as Head of Risk EMEA at Invesco for three years. Ms. Hofmann also has extensive experience and has held a number of non-executive directorships as well as senior leadership positions through her career. She has developed a robust understanding of what is expected of a Board Director and has been authorised to fulfil directorships or other duties in a number of different jurisdictions (Germany, UK and Ireland).

Ms. Hofmann holds an MBA from Henley Management College, UK and a PhD in Mathematics.

3.2.2 Key Executives of the Management Company

The key executives are all the 4 directors of the Management Company.

3.3 Investment Manager

Janus Henderson Investors UK Limited, is a limited liability company incorporated under the laws of England and Wales. Janus Henderson Investors UK Limited is authorised and regulated by the Financial Conduct Authority and has been appointed by the Management Company under an investment management agreement (the “**Investment Management Agreement**”) to provide investment management services to the Management Company in respect of all Sub-Funds.

The Investment Manager is ultimately owned by Janus Henderson Group. Janus Henderson Group is a public company limited by shares incorporated in Jersey and is listed on the New York Stock Exchange and the Australian Securities Exchange.

The compliance of the Sub-Funds with their relevant investment policy and investment restrictions are organised under the control and the ultimate responsibility of the Directors. The Fund has delegated this to the Management Company, who has in turn delegated this to the Investment Manager. Janus Henderson Investors UK Limited has been managing collective investment schemes and discretionary funds since 1938. In the event of the Investment Manager becoming insolvent the Management Company will replace the Investment Manager with a new entity.

3.4 Janus Henderson Investors (Singapore) Limited, Janus Henderson Investors (Japan) Limited, Janus Henderson Investors US LLC and Janus Henderson Investors (Australia) Institutional Funds Management Limited. (the “Sub-Investment Managers”)

Janus Henderson Investors US LLC (JHIUS)

JHIUS is a U.S. based investment management subsidiary of Janus Henderson Group. JHIUS is registered as an investment adviser with the US Securities and Exchange Commission and has been engaged in the financial services business since 1970. The Sub-Investment Manager has been managing collective investment schemes and discretionary funds since 1969.

Janus Henderson Investors (Singapore) Limited (JHIS)

JHIS is incorporated in Singapore and is regulated by the Monetary Authority of Singapore. JHIS holds a Capital Markets Services Licence, which permits it to conduct certain regulated activities including fund management and dealing in capital markets products. The Sub-Investment Manager has been managing collective investment schemes and discretionary funds since 1995.

Janus Henderson Investors (Japan) Limited (JHIJ)

JHIJ is a Japan based investment management subsidiary of Janus Henderson Group. JHIJ is a limited liability company incorporated in Japan and is regulated by the Financial Services Agency in Japan. JHIJ is also registered as a Financial Instruments Business Operator conducting type II financial instruments business, investment advisory and agency business, and investment management business in Japan. The Sub-Investment Manager has been managing collective investment schemes and discretionary funds since 2007.

Janus Henderson Investors (Australia) Institutional Funds Management Limited (JHIAIFML)

JHIAIFML is an Australian based investment management subsidiary of Janus Henderson Group and is regulated by the Australian Securities and Investments Commission (“ASIC”).

Janus Henderson Investors UK Limited is the Investment Manager of all of the Sub-Funds. The Investment Manager shares or delegates discretionary investment management functions of certain Sub-Funds to the Sub-Investment Managers as follows:

Fund	Sub-Investment Manager
Asian Dividend Income Fund	Janus Henderson Investors (Singapore) Limited
Asian Growth Fund	Janus Henderson Investors US LLC
Asia-Pacific Property Income Fund	Janus Henderson Investors (Singapore) Limited
Biotechnology Fund	Janus Henderson Investors US LLC
China A-Share Fund	Janus Henderson Investors (Singapore) Limited
China Opportunities Fund	Janus Henderson Investors (Singapore) Limited
Euro High Yield Bond Fund	Janus Henderson Investors US LLC
Global High Yield Bond Fund	Janus Henderson Investors US LLC
Global Property Equities Fund	Janus Henderson Investors (Singapore) Limited Janus Henderson Investors US LLC
Global Sustainable Equity Fund	Janus Henderson Investors US LLC
Japan Opportunities Fund	Janus Henderson Investors (Japan) Limited
Japanese Smaller Companies Fund	Janus Henderson Investors (Singapore) Limited
Total Return Bond Fund	Janus Henderson Investors US LLC Janus Henderson Investors (Australia) Institutional Funds Management Limited
US Sustainable Equity Fund	Janus Henderson Investors US LLC

In the event of a Sub-Investment Manager becoming insolvent the Investment Manager will replace the Investment Manager with a new entity.

4. OTHER PARTIES

4.1 The Singapore Representative

4.1.1: Janus Henderson Investors (Singapore) Limited has been appointed by the Fund to act as the Fund's local agent in Singapore to accept service of process on behalf of the Fund.

4.1.2: Janus Henderson Investors (Singapore) Limited has been appointed by the Fund as the representative for each of the Sub-Funds in Singapore (the "Singapore Representative") to provide and maintain certain administrative and other facilities in respect of the Sub-Funds.

4.1.3 The Singapore Representative shall carry out the following key functions in respect of the distribution of the Sub-Funds in Singapore and/or the Fund (as the case may be):

- (i) facilitate the issue and redemption of Shares in each Sub-Fund;
- (ii) publish and provide information orally or in writing to shareholders on the most recent published purchase price and redemption price of Shares;
- (iii) facilitate the sending of reports of each Sub-Fund or the Fund to shareholders;
- (iv) facilitate the inspection of instruments constituting the Fund and each Sub-Fund;
- (v) maintain on behalf of the Principal Distributors for inspection in Singapore a subsidiary register of shareholders who subscribed for or purchased Shares of each Sub-Fund in Singapore;
- (vi) make available at the Singapore Representative's office for public inspection free of charge, and offering copies free of charge to shareholders and/or applicants, of the Articles of Incorporation, the latest annual report and semi-annual report of the Fund and such other documents required under the SFA and the Code on Collective Investment Schemes issued by the Authority on 30 September 2011 (as may be amended from time to time) (the "**Code**") to be made available;
- (vii) make available at the Singapore Representative's office free of charge details or copies of any notices, advertisements, circulars and other documents of a similar nature which have been given or sent to shareholders; and
- (viii) accept on behalf of the Fund service of all notices and other documents addressed to the Fund by any shareholder and immediately send the same to the Fund.

4.2 The Principal Distributor

The Management Company is a Principal Distributor of the Share Classes of each Sub-Fund. Furthermore, under a distribution agreement between the Management Company and Janus Henderson Investors UK Limited (the "Distribution Agreement"), Janus Henderson Investors UK Limited has also been appointed to act as a Principal Distributor of the Share Classes in each Sub-Fund.

The Principal Distributor may delegate at its own cost such functions to any other distributor permitted to be an authorised distributor of the Shares by the competent authority in any jurisdiction in which the Shares shall be authorised for public distribution.

4.3 The Administrator

BNP Paribas, Luxembourg Branch has been appointed by the Management Company as Administrator under a fund administration agreement. BNP Paribas, Luxembourg Branch is a branch of BNP Paribas S.A. BNP Paribas S.A. is a licensed bank incorporated in France as a Société Anonyme (public limited company) registered with the Registre du commerce et des sociétés Paris (Trade and Companies' Register). It is licensed to carry out banking activities under the terms of the Luxembourg law of 5 April 1993 on the financial services sector and specialises in custody, fund administration and related services.

4.4 The Registrar and Transfer Agent

International Financial Data Services (Luxembourg) S.A. has been appointed by the Management Company and the Company as Registrar and Transfer Agent under a registrar and transfer agent agreement. International Financial Data Services (Luxembourg) S.A. is registered with the Luxembourg Company Register (RCS) under number B81997. It is licensed to carry out banking activities under the terms of the Luxembourg law of 5 April 1993 on the financial services sector and specialises in custody, fund administration and related services.

A copy of the register of Singapore Shareholders (the “**Singapore Register**”) is available for inspection upon request at 138 Market Street, #34-03/04 CapitaGreen, Singapore 048946 during normal business hours.

4.5 The Securities Lending Agent

J.P. Morgan SE has been appointed by the Company as Securities Lending Agent under a securities lending agent agreement.

4.6 The Domicile Agent

Janus Henderson Investors Europe S.A. has been appointed by the Fund to provide domicile agency services to the Fund.

Janus Henderson Investors Europe S.A. is acting as Management Company to the Fund and is a management company submitted to Chapter 15 of the 2010 Law.

4.7 Depositary

BNP Paribas, Luxembourg Branch has been appointed by the Fund under an agreement (the “**Depositary Agreement**”).

Under the Depositary Agreement the Depositary performs three types of functions, namely (i) the oversight duties (as defined in Article 34(1) of the Law), (ii) the monitoring of the cash flows of the Fund (as set out in Article 34(2) of the Law) and (iii) the safekeeping of the Fund's assets (as set out in Article 34(3) of the Law).

The overriding objective of the Depositary is to protect the interests of the Shareholders of the Fund, which always prevail over any commercial interests.

Under its oversight duties, the Depositary is required to:

- ensure that the sale, issue, repurchase, redemption and cancellation of Shares effected on behalf of the Fund are carried out in accordance with the 2010 Law and with the Fund's Articles;
- ensure that the value of Shares is calculated in accordance with the 2010 Law and the Fund's Articles;
- carry out the instructions of the Fund or the Management Company acting on behalf of the Fund, unless they conflict with the 2010 Law and/or the Fund's Articles;
- ensure that in transactions involving the Fund's assets, the consideration is remitted to the Fund within the usual time limits; and
- ensure that the Fund's revenues are allocated in accordance with its Articles.

The Depositary is regulated by the Luxembourg Commission de Surveillance du Secteur Financier.

The Depositary may delegate to third parties the safe-keeping of the Fund's assets subject to the conditions laid down in the applicable laws and regulations and the provisions of the Depositary Agreement. The process of appointing such delegates and their continuing oversight follows the highest quality standards, including the management of any potential conflict of interest that should arise from such an appointment. Such delegates must be subject to effective prudential regulation (including minimum capital requirements, supervision in the jurisdiction concerned and external periodic audit) for the custody of financial instruments. The Depositary's liability shall not be affected by any such delegation.

A list of these delegates is available on the website www.janushenderson.com. Such list may be updated from time to time. A complete list of all sub-custodians may be obtained, free of charge and upon request, from the Depositary. Updated information on the Depositary's duties and the conflicts of interest that may arise are also available to investors upon request.

In the event of the Depositary becoming insolvent the Fund will replace the Depositary with a new entity.

Please refer to the section “Directors, Management and Administration” and sub-section “The Depositary” of the Luxembourg Prospectus for further details.

4.8 Auditor of the Fund

The auditor of the Fund is PricewaterhouseCoopers, Societe cooperative.

5. INVESTMENT OBJECTIVES AND POLICIES

5.1: The respective investment objectives and policies of each type of Sub-Funds and each Sub-Fund are described under the heading “Funds” in the Luxembourg Prospectus. These should be read in conjunction with the sub-sections “General Policies Applicable to All Bond Funds”, “General Policy Applicable to Funds with Expected Leverage Disclosed”, and “General Policies Applicable to All Funds” under the section “Funds” in the Luxembourg Prospectus.

Some of the Sub-Funds listed below may make use of advanced techniques utilising derivative instruments and strategies as a means of achieving the Sub-Fund’s investment objectives and policies. These advanced techniques are further described under the investment objective and policy of the relevant Sub-Fund. The investment objectives and policies of the Sub-Funds on offer in Singapore are also set out below:

Regional Sub-Funds

Name of Sub-Fund	Investment Objective and Policies
Asian Dividend Income Fund	<p><u>Investment Objective</u></p> <p>The Sub-Fund aims to provide an income in excess of the income generated by the MSCI AC Asia Pacific ex Japan High Dividend Yield Index with the potential for capital growth over the long term.</p> <p><u>Investment Policy</u></p> <p>The Sub-Fund invests at least two-thirds of its net assets in equities or equity-related instruments of companies in the Asia Pacific region (excluding Japan) which in the view of the Investment Manager offer prospects for above average dividends or reflect such prospects.</p> <p>The Sub-Fund may invest in companies of any size, including smaller capitalisation companies, in any industry.</p> <p>Equities may include China A-Shares, directly through the Stock Connect Programs and other eligible exchanges or indirectly through derivative instruments. Exposure to China A-Shares will not be more than 10% of the Sub-Fund’s net asset value.</p> <p>Equity-related instruments may include depositary receipts.</p> <p>The Sub-Fund may use derivative instruments (such as futures, forwards, options and warrants) to generate additional income for the Sub-Fund, to reduce risk and to manage the Sub-Fund more efficiently. Under no circumstances shall the use of these instruments and techniques cause a Sub-Fund to diverge from its investment policy.</p> <p>For treasury management and/or defensive purposes (e.g. in case of unfavourable market conditions), the Sub-Fund may invest in:</p> <ul style="list-style-type: none"> • investment grade government bonds and associated derivative instruments; • cash and Money Market Instruments. <p><u>Use of Ancillary Liquid Assets</u></p>

	<p>The Sub-Fund may hold up to 20% in its net assets in ancillary liquid assets as described in greater detail under the heading “Investment Restrictions” in the section “Further Information” of the Luxembourg Prospectus.</p> <p><u>Performance Target</u> Not applicable</p> <p><u>Active Management and Benchmark Usage</u> The Sub-Fund is actively managed with reference to the MSCI AC Asia Pacific Ex Japan High Dividend Yield Index, which is broadly representative of the companies in which it may invest, as this forms the basis of the Sub-Fund’s income target and the level above which Performance Fees may be charged (if applicable). The Investment Manager has discretion to choose investments for the Sub-Fund with weightings different to the index or not in the index, but at times the Sub-Fund may hold investments similar to the index.</p> <p><u>Investment Strategy</u> The Investment Manager aims to capture the income and capital growth potential of companies in Asia, one of the world’s fastest-growing regions. The strategy looks to tap into the region’s strong structural growth opportunities and the shift toward a more progressive dividend culture. The disciplined, value-driven investment process places an emphasis on dividend growth and high-yielding companies.</p> <p><u>Other information</u> The Sub-Fund is denominated in USD. The Sub-Fund uses the Commitment Approach to calculate global risk exposure. For calculating the Performance Fee, the relevant benchmark/Hurdle Rate is the MSCI AC Asia Pacific Ex Japan High Dividend Yield Index.</p> <p><u>Profile of the typical investor:</u> A typical investor will invest into this Sub-Fund to seek income returns in excess of the benchmark with potential for capital growth through investment in the Asian equity markets. Investors should ensure they understand the risks of the Sub-Fund and can accept the potential for loss. Investors in the Sub-Fund should plan to invest their money for the medium to long term.</p>
Asian Growth Fund	<p><u>Investment Objective</u> The Sub-Fund aims to provide capital growth over the long term.</p> <p><u>Investment Policy</u> The Sub-Fund invests at least two-thirds its net assets in equities or equity-related instruments of companies in Asian markets (Hong Kong, Thailand, Malaysia, Singapore, China, India, Philippines, South Korea, Taiwan, Indonesia, Australia and New Zealand amongst others). The Sub-Fund does not invest in Japan.</p> <p>The Sub-Fund may invest in companies of any size, including smaller capitalisation companies, in any industry.</p> <p>Equities may include China A-Shares, directly through the Stock Connect Programs and other eligible exchanges or indirectly through derivative instruments. Exposure to China A-Shares will not be more than 20% of the Sub-Fund’s net asset value.</p> <p>Equity-related instruments may include depositary receipts.</p>

	<p>The Sub-Fund may use derivative instruments (such as futures, forwards, options and warrants) to reduce risk and to manage the Sub-Fund more efficiently. Under no circumstances shall the use of these instruments and techniques cause a Sub-Fund to diverge from its investment policy.</p> <p>The Sub-Fund may invest up to 10% of its net assets in special purpose acquisition companies.</p> <p>For treasury management and/or defensive purposes (e.g. in case of unfavourable market conditions), the Sub-Fund may invest in:</p> <ul style="list-style-type: none"> • investment grade government bonds and associated derivative instruments; • cash and Money Market Instruments. <p><u>Use of Ancillary Liquid Assets</u> The Sub-Fund may hold up to 20% in its net assets in ancillary liquid assets as described in greater detail under the heading “Investment Restrictions” in the section “Further Information” of the Luxembourg Prospectus.</p> <p><u>Performance Target</u> To outperform the MSCI AC Asia Pacific ex Japan Index by at least 2% per annum, before the deduction of charges, over any 5-year period.</p> <p><u>Active Management and Benchmark Usage</u> The Sub-Fund is actively managed with reference to the MSCI AC Asia Pacific ex Japan Index, which is broadly representative of the companies in which it may invest, as this forms the basis of the Sub-Fund’s Performance Target and the level above which Performance Fees may be charged (if applicable). The Investment Manager has discretion to choose investments for the Sub-Fund with weightings different to the index or not in the index, but at times the Sub-Fund may hold investments similar to the index.</p> <p><u>Investment Strategy</u> The Investment Manager seeks to identify quality companies and capture growth in the dynamic and fast-growing Asia Pacific region through different market conditions. The investment process is driven by stock selection, based on in-depth research, resulting in a high-conviction portfolio.</p> <p><u>Other information</u> The Sub-Fund is denominated in USD. The Sub-Fund uses the Commitment Approach to calculate global risk exposure. For calculating the Performance Fee, the relevant benchmark/Hurdle Rate is the MSCI AC Asia Pacific ex Japan Index.</p> <p><u>Profile of the typical investor:</u> A typical investor will invest into this Sub-Fund to seek capital growth through investment in the Asian equity markets. Investors should ensure they understand the risks of the Sub-Fund and can accept the potential for loss. Investors in the Sub-Fund should plan to invest their money for the medium to long term.</p>
Euroland Fund	<p><u>Investment Objective</u> The Sub-Fund aims to provide capital growth over the long term.</p> <p><u>Investment Policy</u> The Sub-Fund invests at least 75% of its net assets in equities or equity-related instruments of companies incorporated or having their principal</p>

	<p>business activities in Euroland countries (i.e. countries having adopted the Euro as their national currency in the member state of the European Monetary Union).</p> <p>The Sub-Fund may invest in companies of any size, including smaller capitalisation companies, in any industry.</p> <p>Equity-related instruments may include depositary receipts.</p> <p>The Sub-Fund may use derivative instruments (such as futures, forwards, options and warrants) to reduce risk and to manage the Sub-Fund more efficiently. Under no circumstances shall the use of these instruments and techniques cause a Sub-Fund to diverge from its investment policy.</p> <p>For treasury management and/or defensive purposes (e.g. in case of unfavourable market conditions), the Sub-Fund may invest in:</p> <ul style="list-style-type: none"> • investment grade government bonds and associated derivative instruments; • cash and Money Market Instruments. <p><u>Use of Ancillary Liquid Assets</u> The Sub-Fund may hold up to 20% in its net assets in ancillary liquid assets as described in greater detail under the heading “Investment Restrictions” in the section “Further Information” of the Luxembourg Prospectus.</p> <p><u>Sustainable Finance Disclosure Regulation Categorisation</u> Promotes environmental and social characteristics, as defined under Article 8 of SFDR. For additional information please refer to “Appendix 1 - Sustainability Approach” of the Luxembourg Prospectus for further details.</p> <p><u>Performance Target</u> To outperform the MSCI EMU Net Return EUR Index, after the deduction of charges, over any 5-year period.</p> <p><u>Active Management and Benchmark Usage</u> The Sub-Fund is actively managed with reference to the MSCI EMU Net Return EUR Index, which is broadly representative of the companies in which it may invest, as this forms the basis of the Sub-Fund’s Performance Target and the level above which Performance Fees may be charged (if applicable). The Investment Manager has discretion to choose investments for the Sub-Fund with weightings different to the index or not in the index, but at times the Sub-Fund may hold investments similar to the index.</p> <p><u>Investment Strategy</u> The Investment Manager follows a disciplined investment process that sets aside sentiment in order to benefit from market mispricing. The investment process combines 'bottom-up' (company-level) analysis with a qualitative overview that helps the team to control risk while seeking to maximise performance. The process seeks to construct a portfolio of companies with established track records that are priced at a level that does not reflect their intrinsic value or future prospects.</p> <p><u>Other information</u> The Sub-Fund is denominated in EUR. The Sub-Fund uses the Commitment Approach to calculate global risk exposure. For calculating the Performance Fee, the relevant benchmark/Hurdle Rate is the MSCI EMU Net Return EUR.</p>
--	--

	<p><u>Profile of the typical investor:</u> A typical investor will invest into this Sub-Fund to seek capital growth through investment in the 'Euroland' equity market. Investors should ensure understand the risks of the Sub-Fund and can accept the potential for loss. Investors in the Sub-Fund should plan to invest their money for the medium to long term.</p>
Japan Opportunities Fund	<p><u>Investment Objective</u> The Sub-Fund aims to provide capital growth over the long term.</p> <p><u>Investment Policy</u> The Sub-Fund invests at least 80% of its net assets in a portfolio of equities or equity-related instruments of Japanese companies.</p> <p>The Sub-Fund may invest in companies of any size, including smaller capitalisation companies, in any industry.</p> <p>Equity-related instruments may include depositary receipts.</p> <p>The Sub-Fund may use derivative instruments (such as futures, forwards, options and warrants) to reduce risk and to manage the Sub-Fund more efficiently. Under no circumstances shall the use of these instruments and techniques cause a Sub-Fund to diverge from its investment policy.</p> <p>For treasury management and/or defensive purposes (e.g. in case of unfavourable market conditions), the Sub-Fund may invest in:</p> <ul style="list-style-type: none"> • investment grade government bonds and associated derivative instruments; • cash and Money Market Instruments. <p><u>Use of Ancillary Liquid Assets</u> The Sub-Fund may hold up to 20% in its net assets in ancillary liquid assets as described in greater detail under the heading "Investment Restrictions" in the section "Further Information" of the Luxembourg Prospectus.</p> <p><u>Performance Target</u> To outperform the Tokyo Stock Price Index (TOPIX) by 2% per annum, before the deduction of charges, over any 5-year period.</p> <p><u>Active Management and Benchmark Usage</u> The Sub-Fund is actively managed with reference to the Tokyo Stock Price Index (TOPIX), which is broadly representative of the companies in which it may invest, as this forms the basis of the Sub-Fund's Performance Target and the level above which Performance Fees may be charged (if applicable). The Investment Manager has discretion to choose investments for the Sub-Fund with weightings different to the index or not in the index, but at times the Sub-Fund may hold investments similar to the index.</p> <p><u>Investment Strategy</u> The Investment Manager seeks to achieve long-term capital appreciation by investing in undervalued, cash-generative and capital-efficient businesses, which can create value for investors. The focus is on stock selection, which is a result of rigorous, fundamental research and a strict valuation discipline, and incorporates strong risk management. The Sub-Fund is a diversified portfolio of companies across a variety of sectors, which the Investment Manager believes has the potential to perform well over time.</p> <p><u>Other information</u> The Sub-Fund is denominated in JPY.</p>

	<p>The Sub-Fund uses the Commitment Approach to calculate global risk exposure.</p> <p>For calculating the Performance Fee, the relevant benchmark/Hurdle Rate is the Tokyo Stock Price Index (TOPIX).</p> <p><u>Profile of the typical investor:</u></p> <p>A typical investor will invest into this Sub-Fund to seek capital growth through investment in the Japanese equity markets. Investors should ensure they understand the risks of the Sub-Fund and can accept the potential for loss. Investors in the Sub-Fund should plan to invest their money for the medium to long term.</p>
Pan European Equity Fund	<p><u>Investment Objective</u></p> <p>The Sub-Fund aims to provide capital growth over the long term.</p> <p><u>Investment Policy</u></p> <p>The Sub-Fund invests at least 75% of its net assets in equities or equity-related instruments of companies having their registered office in the EEA or United Kingdom if not part of the EEA.</p> <p>The Sub-Fund may invest in companies of any size, including smaller capitalisation companies, in any industry.</p> <p>Equity-related instruments may include depositary receipts.</p> <p>The Sub-Fund may use derivative instruments (such as futures, forwards, options and warrants) to reduce risk and to manage the Sub-Fund more efficiently. Under no circumstances shall the use of these instruments and techniques cause a Sub-Fund to diverge from its investment policy.</p> <p>The Sub-Fund may invest up to 10% of its net assets in special purpose acquisition companies.</p> <p>For treasury management and/or defensive purposes (e.g. in case of unfavourable market conditions), the Sub-Fund may invest in:</p> <ul style="list-style-type: none"> • investment grade government bonds and associated derivative instruments; • cash and Money Market Instruments. <p><u>Use of Ancillary Liquid Assets</u></p> <p>The Sub-Fund may hold up to 20% in its net assets in ancillary liquid assets as described in greater detail under the heading “Investment Restrictions” in the section “Further Information” of the Luxembourg Prospectus.</p> <p><u>Sustainable Finance Disclosure Regulation Categorisation</u></p> <p>Promotes environmental and social characteristics, as defined under Article 8 of SFDR. For additional information please refer to “Appendix 1 - Sustainability Approach” of the Luxembourg Prospectus for further details.</p> <p><u>Performance Target</u></p> <p>To outperform the FTSE World Europe Index, after the deduction of charges, over any 5-year period.</p> <p><u>Active Management and Benchmark Usage</u></p> <p>The Sub-Fund is actively managed with reference to the FTSE World Europe Index, which is broadly representative of the companies in which it may invest, as this forms the basis of the Sub-Fund’s Performance Target and the level above which Performance Fees may be charged (if</p>

	<p>applicable). The Investment Manager has discretion to choose investments for the Sub-Fund with weightings different to the index or not in the index, but at times the Sub-Fund may hold investments similar to the index.</p> <p>The benchmark against which the performance of the Sub-Fund is measured is not sustainability-related. The Sub-Fund does not, nor is it seeking to, designate an index as a reference benchmark for the purpose of attaining environmental or social characteristics. The benchmark is used for financial comparison purposes only.</p> <p><u>Investment Strategy</u> The Investment Manager looks to invest in good quality large or mid-sized European companies capable of delivering a sustained or improving return on capital over the long term, with some tactical exposure to companies benefiting from a short-term market or stock-specific catalyst. The Sub-Fund utilises a proprietary and adaptive screening tool based on fundamental research to deliver a comparable thesis for every stock under consideration, to help foster greater consistency and conviction in analysis and decision making. Smaller companies are not normally a significant focus of the portfolio.</p> <p><u>Other information</u> The Sub-Fund is denominated in EUR. The Sub-Fund uses the Commitment Approach to calculate global risk exposure. For calculating the Performance Fee, the relevant benchmark/Hurdle Rate is the FTSE World Europe Index.</p> <p><u>Profile of the typical investor:</u> A typical investor will invest into this Sub-Fund to seek capital growth through investment in the Pan European equity markets. Investors should ensure they understand the risks of the Sub-Fund and can accept the potential for loss. Investors in the Sub-Fund should plan to invest their money for the medium to long term.</p>
--	---

Specialist Sub-Funds

Name of Sub-Fund	Investment Objective and Policies
Asia-Pacific Property Income Fund	<p><u>Investment Objective</u> The Sub-Fund aims to provide a sustainable level of income, with a dividend yield higher than that of the FTSE EPRA Nareit Developed Asia Dividend Plus Index, plus the potential for capital growth over the long term.</p> <p><u>Investment Policy</u> The Sub-Fund invests at least 75% of its net assets in equities or equity-related instruments of real estate companies or Real Estate Investment Trusts (or their equivalents) listed or traded on a Regulated Market, that derive the main part of their revenue from owning, developing and managing real estate in the Asia Pacific region which in the view of the Investment Manager offer prospects for above average dividends or reflect such prospects.</p> <p>The Sub-Fund may invest in companies of any size, including smaller capitalisation companies.</p> <p>Equity-related instruments may include depositary receipts.</p> <p>The Sub-Fund may use derivative instruments (such as futures, forwards, options and warrants) to reduce risk and to manage the Sub-Fund more</p>

	<p>efficiently. Under no circumstances shall the use of these instruments and techniques cause a Sub-Fund to diverge from its investment policy.</p> <p>The Sub-Fund may invest up to 10% of its net assets in special purpose acquisition companies.</p> <p>For treasury management and/or defensive purposes (e.g. in case of unfavourable market conditions), the Sub-Fund may invest in:</p> <ul style="list-style-type: none"> • investment grade government bonds and associated derivative instruments; • cash and Money Market Instruments. <p>Use of Ancillary Liquid Assets</p> <p>The Sub-Fund may hold up to 20% in its net assets in ancillary liquid assets as described in greater detail under the heading “Investment Restrictions” in the section “Further Information” of the Luxembourg Prospectus.</p> <p><u>Sustainable Finance Disclosure Regulation Categorisation</u></p> <p>Promotes environmental and social characteristics, as defined under Article 8 of SFDR. For additional information please refer to “Appendix 1 - Sustainability Approach” of the Luxembourg Prospectus for further details.</p> <p><u>Performance Target</u></p> <p>Not applicable</p> <p><u>Active Management and Benchmark Usage</u></p> <p>The Sub-Fund is actively managed with reference to the FTSE EPRA Nareit Developed Asia Dividend Plus Index, which is broadly representative of the securities in which it may invest, as this forms the basis of the Sub-Fund’s income target and the level above which Performance Fees may be charged (if applicable). The Investment Manager has discretion to choose investments for the Sub-Fund with weightings different to the index or not in the index, but at times the Sub-Fund may hold investments similar to the index.</p> <p><u>Investment Strategy</u></p> <p>The Investment Manager seeks to identify listed property companies and Real Estate Investment Trusts (REITs) which derive the main part of their revenue from the Asia Pacific region, that can deliver a regular and stable dividend with the potential for capital growth over the long term. The investment process follows a high conviction, ‘bottom-up’ (fundamental company analysis) approach, aiming to identify the best risk adjusted opportunities from across the investment universe.</p> <p><u>Other information</u></p> <p>The Sub-Fund is denominated in USD.</p> <p>The Sub-Fund uses the Commitment Approach to calculate global risk exposure.</p> <p>For calculating the Performance Fee, the relevant benchmark/Hurdle Rate is the FTSE EPRA Nareit Developed Asia Dividend Plus Index.</p> <p><u>Profile of the typical investor:</u></p> <p>A typical investor will invest into this Sub-Fund to seek income returns in excess of the benchmark with potential for capital growth through investment in the Asia-Pacific equity markets and specifically through exposure to property related securities. Investors should ensure they understand the risks of the Sub-Fund and can accept the potential for loss. Investors in the Sub-Fund should plan to invest their money for the medium to long term.</p>
--	---

<p>Biotechnology Fund</p>	<p><u>Investment Objective</u> The Sub-Fund aims to provide capital growth over the long term.</p> <p><u>Investment Policy</u> The Sub-Fund invests at least 80% of its net assets in equities or equity-related instruments of biotechnology and biotechnology-related companies worldwide. “Biotechnology and biotechnology-related companies” is defined as:</p> <ul style="list-style-type: none"> • companies that are included in the NASDAQ Biotechnology Total Return Index; • companies that develop small molecule or biologic drugs subject to the approval of global regulatory agencies; • companies that market products or services to aid in the research and development of small molecule or biologic drugs; or • companies that the Investment Manager consider are exposed to the biotechnology supply chain such as healthcare equipment and supplies as well as healthcare providers and services, life sciences tools and services and pharmaceuticals. <p>The Sub-Fund may invest in companies of any size, including smaller capitalisation companies, in any country.</p> <p>Equity-related instruments may include depositary receipts.</p> <p>The Sub-Fund may use derivative instruments (such as futures, forwards, equity swaps (also known as contract-for-differences), swaps and options and warrants.) with the aim of making investment gains in line with the Sub-Fund's objective (up to 10% of its net assets), to reduce risk and to manage the Sub-Fund more efficiently. The underlyings consist of a range of securities or indices that the Sub-Fund may invest in according to the Sub-Fund's investment objective and policy.</p> <p>The Investment Manager may from time to time consider hedging currency and interest rates exposure, but will not generally enter into contracts involving a speculative position in any currency or interest rate.</p> <p>The Sub-Fund may invest up to 10% of its net assets in special purpose acquisition companies.</p> <p>For treasury management and/or defensive purposes (e.g. in case of unfavourable market conditions), the Sub-Fund may invest in:</p> <ul style="list-style-type: none"> • convertible bonds and associated derivative instruments; • investment grade government bonds and associated derivative instruments; • cash, Money Market Instruments or derivative instruments that are used to provide downside market protection or dampen market volatility. <p><u>Use of Ancillary Liquid Assets</u> The Sub-Fund may hold up to 20% in its net assets in ancillary liquid assets as described in greater detail under the heading “Investment Restrictions” in the section “Further Information” of the Luxembourg Prospectus.</p> <p><u>Performance Target</u> To outperform the NASDAQ Biotechnology Total Return Index by 2% per annum, before the deduction of charges, over any 5-year period.</p> <p><u>Active Management and Benchmark Usage</u></p>
---------------------------	--

	<p>The Sub-Fund is actively managed with reference to the NASDAQ Biotechnology Total Return Index, which is broadly representative of the companies in which it may invest, as this forms the basis of the Sub-Fund's Performance Target and the level above which Performance Fees may be charged (if applicable). The Investment Manager has discretion to choose investments for the Sub-Fund with weightings different to the index or not in the index, but at times the Sub-Fund may hold investments similar to the index.</p> <p><u>Investment Strategy</u></p> <p>The Investment Manager looks to identify innovative biotechnology companies addressing high unmet medical needs and trading at a significant discount to their intrinsic value. The team understands that success of drug development is binary in nature, creating wide disparities between winners and losers. The investment process leverages proprietary statistical models to analyse the probability of a company's success, focusing on products they believe can overcome the rigours of clinical development. Additional tools such as physician surveys, prescription models and scenario stimulations attempt to more accurately predict commercial viability.</p> <p><u>Other information</u></p> <p>The Sub-Fund is denominated in USD.</p> <p>The Sub-Fund uses the Commitment Approach to calculate global risk exposure.</p> <p>For calculating the Performance Fee, the relevant benchmark/Hurdle Rate is the NASDAQ Biotechnology Total Return Index.</p> <p><u>Profile of the typical investor:</u></p> <p>A typical investor will invest into this Sub-Fund to seek capital growth through investment in the global equity markets and specifically through exposure to the biotechnology sector. Investors should ensure they understand the risks of the Sub-Fund and can accept the potential for loss. Investors in the Sub-Fund should plan to invest their money for the medium to long term.</p>
China A-Share Fund	<p><u>Investment Objective</u></p> <p>The Sub-Fund aims to provide capital growth over the long term.</p> <p><u>Investment Policy</u></p> <p>The Sub-Fund invests at least 80% of its net assets in a concentrated portfolio of equities or equity-related instruments of China A-Shares, directly through the Stock Connect Programs and other eligible exchanges or indirectly through derivative instruments.</p> <p>The Sub-Fund may invest in companies of any size, including smaller capitalisation companies, in any industry.</p> <p>Equity-related instruments may include depositary receipts.</p> <p>The Sub-Fund may use derivative instruments (such as futures, forwards, options, contracts for difference and warrants) for hedging purposes and to manage the Sub-Fund more efficiently. Under no circumstances shall the use of these instruments and techniques cause a Sub-Fund to diverge from its investment policy.</p> <p>For treasury management and/or defensive purposes (e.g. in case of unfavourable market conditions), the Sub-Fund may invest in:</p>

	<ul style="list-style-type: none"> investment grade fixed income instruments, (such as convertible bonds, corporate bonds and government bonds and their associated derivative instruments); and Money Market Instruments and may hold cash or treasury bills pending reinvestment. <p><u>Performance Target</u> To outperform the MSCI China A Onshore Index by 2.5% per annum, before the deduction of charges, over any 5 year period.</p> <p><u>Active Management and Benchmark Usage</u> The Sub-Fund is actively managed with reference to the MSCI China A Onshore Index, which is broadly representative of the companies in which it may invest, as this forms the basis of the Sub-Fund's Performance Target. The Investment Manager has discretion to choose investments for the Sub-Fund with weightings different to the index or not in the index, but at times the Sub-Fund may hold investments similar to the index.</p> <p><u>Investment Strategy</u> The Investment Manager seeks to identify companies that can generate unexpected earnings growth, both at an industry and stock level, not yet recognised by the broader market. Central to this is the belief that Chinese equity markets are noisy and inefficient, thereby allowing regular, meaningful and profitable investment opportunities to appear.</p> <p><u>Other information</u> The Sub-Fund is denominated in USD. The Sub-Fund uses the Commitment Approach to calculate global risk exposure.</p> <p><u>Profile of the typical investor</u> A typical investor will invest into this Sub-Fund to seek capital growth through investment in the Chinese A-Share market. Investors should ensure they understand the risks of the Sub-Fund and can accept the potential for loss. Investors in the Sub-Fund should plan to invest their money for the medium to long term.</p>
China Opportunities Fund	<p><u>Investment Objective</u> The Sub-Fund aims to provide capital growth over the long term.</p> <p><u>Investment Policy</u> The Sub-Fund invests at least 80% of its net assets in equities or equity-related instruments of: companies having their registered office in China and Hong Kong; companies that do not have their registered office in China and Hong Kong but do most of their business, either directly or through subsidiaries, in China and Hong Kong.</p> <p>The Sub-Fund may invest in companies of any size, including smaller capitalisation companies, in any industry.</p> <p>Equities may include China A-Shares, directly through the Stock Connect Programs and other eligible exchanges or indirectly through derivative instruments. Exposure to China A-Shares will not be more than 50% of the Sub-Fund's net asset value.</p> <p>Equity-related instruments may include depositary receipts. The Sub-Fund may use derivative instruments (such as futures, forwards, options and warrants) to reduce risk and to manage the Sub-Fund more efficiently.</p>

	<p>Under no circumstances shall the use of these instruments and techniques cause a Fund to diverge from its investment policy.</p> <p>For treasury management and/or defensive purposes (e.g. in case of unfavourable market conditions), the Sub-Fund may invest in:</p> <ul style="list-style-type: none"> • investment grade fixed income instruments, (such as convertible bonds, corporate bonds and government bonds and their associated derivative instruments); and • Money Market Instruments and may hold cash or treasury bills pending reinvestment. <p><u>Use of Ancillary Liquid Assets</u> The Sub-Fund may hold up to 20% in its net assets in ancillary liquid assets as described in greater detail under the heading “Investment Restrictions” in the section “Further Information” of the Luxembourg Prospectus.</p> <p><u>Performance Target</u> To outperform the MSCI Zhong Hua 10/40 Index by 2.5% per annum, before the deduction of charges, over any 5-year period.</p> <p><u>Active Management and Benchmark Usage</u> The Sub-Fund is actively managed with reference to the MSCI Zhong Hua 10/40 Index, which is broadly representative of the companies in which it may invest, as this forms the basis of the Sub-Fund’s Performance Target. The Investment Manager has discretion to choose investments for the Sub-Fund with weightings different to the index or not in the index, but at times the Sub-Fund may hold investments similar to the index.</p> <p><u>Investment Strategy</u> The Investment Manager seeks to identify companies that can generate unexpected earnings growth, at both an industry and stock level, not yet recognised by the broader market.</p> <p><u>Other information</u> The Sub-Fund is denominated in USD. The Sub-Fund uses the Commitment Approach to calculate global risk exposure.</p> <p><u>Profile of the typical investor:</u> A typical investor will invest into this Sub-Fund to seek capital growth through investment in the Chinese equity markets. Investors should ensure they have understand the risks of the Sub-Fund and can accept the potential for loss. Investors in the Sub-Fund should plan to invest their money for the medium to long term.</p>
Global Property Equities Fund	<p><u>Investment Objective</u> The Sub-Fund aims to provide capital growth over the long term.</p> <p><u>Investment Policy</u> The Sub-Fund invests at least 80% of its net assets in equities or equity-related instruments of real estate companies or Real Estate Investment Trusts (or their equivalents) listed or traded on a Regulated Market, that derive the main part of their revenue from owning, developing and managing real estate.</p> <p>The Sub-Fund may invest in companies of any size, including smaller capitalisation companies, in any country.</p> <p>Equity-related instruments may include depositary receipts.</p>

	<p>The Sub-Fund may use derivative instruments (such as futures, forwards, options and warrants) to reduce risk and to manage the Sub-Fund more efficiently. Under no circumstances shall the use of these instruments and techniques cause a Sub-Fund to diverge from its investment policy.</p> <p>The Sub-Fund may invest up to 10% of its net assets in special purpose acquisition companies.</p> <p>For treasury management and/or defensive purposes (e.g. in case of unfavourable market conditions), the Sub-Fund may invest in:</p> <ul style="list-style-type: none"> • investment grade government bonds and associated derivative instruments; • cash and Money Market Instruments. <p><u>Use of Ancillary Liquid Assets</u></p> <p>The Sub-Fund may hold up to 20% in its net assets in ancillary liquid assets as described in greater detail under the heading “Investment Restrictions” in the section “Further Information” of the Luxembourg Prospectus.</p> <p><u>Sustainable Finance Disclosure Regulation Categorisation</u></p> <p>Promotes environmental and social characteristics, as defined under Article 8 of SFDR. For additional information please refer to “Appendix 1 - Sustainability Approach” of the Luxembourg Prospectus for further details.</p> <p><u>Performance Target</u></p> <p>To outperform the FTSE EPRA Nareit Developed Index by at least 2% per annum, before the deduction of charges, over any 5-year period.</p> <p><u>Active Management and Benchmark Usage</u></p> <p>The Sub-Fund is actively managed with reference to the FTSE EPRA Nareit Developed Index, which is broadly representative of the securities in which it may invest, as this forms the basis of the Sub-Fund’s Performance Target and the level above which Performance fees may be charged (if applicable). The Investment Manager has discretion to choose investments for the Sub-Fund with weightings different to the index or not in the index, but at times the Sub-Fund may hold investments similar to the index.</p> <p><u>Investment Strategy</u></p> <p>The Investment Manager seeks to identify listed property companies and Real Estate Investment Trusts (REITs) that can deliver the highest total return over the long-term. The investment process follows a high conviction, 'bottom-up' (fundamental company-level) research approach aiming to identify the best risk-adjusted value from across the capitalisation spectrum.</p> <p><u>Other information</u></p> <p>The Sub-Fund is denominated in USD.</p> <p>The Sub-Fund uses the Commitment Approach to calculate global risk exposure.</p> <p>For calculating the Performance Fee, the relevant benchmark/Hurdle Rate is the FTSE EPRA Nareit Developed Index.</p> <p><u>Profile of the typical investor:</u></p> <p>A typical investor will invest into this Sub-Fund to seek capital growth through investment in the global equity markets and specifically through exposure to property related securities. Investors should ensure they understand the risks of the Sub-Fund and can accept the potential for loss.</p>
--	--

	<p>Investors in the Sub-Fund should plan to invest their money for the medium to long term.</p>
Global Sustainable Equity Fund	<p><u>Investment Objective</u> The Sub-Fund aims to provide capital growth over the long term by investing in companies whose products and services are considered by the Investment Manager as contributing to positive environmental or social change and thereby have an impact on the development of a sustainable global economy.</p> <p><u>Investment Policy</u> The Sub-Fund invests at least 80% of its net assets in equities of companies worldwide, whose products and services are considered by the Investment Manager as contributing to positive environmental or social change and thereby have an impact on the development of a sustainable global economy. The Sub-Fund will avoid investing in companies that the Investment Manager considers to potentially have a negative impact on the development of a sustainable global economy.</p> <p>The Sub-Fund may invest in companies of any size, including smaller capitalisation companies, in any industry, in any country.</p> <p>The Sub-Fund may use derivative instruments (such as futures, forwards, options and warrants) to reduce risk and to manage the Sub-Fund more efficiently. Under no circumstances shall the use of these instruments and techniques cause a Sub-Fund to diverge from its investment policy.</p> <p>The Sub-Fund may invest up to 10% of its net assets in special purpose acquisition companies.</p> <p>For treasury management and/or defensive purposes (e.g. in case of unfavourable market conditions), the Sub-Fund may invest in:</p> <ul style="list-style-type: none"> • investment grade government bonds and associated derivative instruments; • cash and Money Market Instruments. <p><u>Use of Ancillary Liquid Assets</u> The Sub-Fund may hold up to 20% in its net assets in ancillary liquid assets as described in greater detail under the heading “Investment Restrictions” in the section “Further Information” of the Luxembourg Prospectus.</p> <p><u>Sustainable Finance Disclosure Regulation Categorisation</u> The Sub-Fund has sustainable investment as its objective, as defined under Article 9 of SFDR. For additional information please refer to “Appendix 1 - Sustainability Approach” of the Luxembourg Prospectus for further details.</p> <p><u>Performance Target</u> Not applicable</p> <p><u>Active Management and Benchmark Usage</u> The Sub-Fund is actively managed with reference to the MSCI World Index, which is broadly representative of the companies in which it may invest, as this can provide a useful comparator for assessing the Sub-Fund’s performance. The Investment Manager has discretion to choose investments for the Sub-Fund with weightings different to the index or not in the index, but at times the Sub-Fund may hold investments similar to the index.</p>

	<p>The benchmark against which the performance of the Sub-Fund is measured is not sustainability-related. The Sub-Fund does not, nor is it seeking to, designate an index as a reference benchmark for the purpose of attaining environmental or social characteristics or delivering its sustainable investment objective. The benchmark is used for financial comparison purposes only.</p> <p><u>Investment Strategy</u></p> <p>The Investment Manager, within its thematic framework of environmental and social themes and positive/negative (avoidance) criteria screening, seeks to construct a differentiated and well diversified global portfolio of companies, based on the belief that superior returns can be generated by companies that are providing solutions to environmental and social challenges. These companies should have attractive financial attributes such as persistent revenue growth and durable cash flows, as well as exhibiting strong management of environmental, social and corporate governance risks. Companies will typically be strategically aligned with themes such as climate change, resource constraints, growing populations, and ageing populations. The Sub-Fund avoids investing in fossil fuels and companies that stand to be disrupted by the transition to a low-carbon economy.</p> <p>There are additional risks associated with the sustainable investment approach as described further in the section “Investment and Risks Considerations” in the Luxembourg Prospectus.</p> <p><u>Other information</u></p> <p>The Sub-Fund follows a sustainable investment approach. Please refer to section ‘Sustainable Investment Approach’ of the Luxembourg Prospectus for further details.</p> <p>The Sub-Fund is denominated in USD.</p> <p>The Sub-Fund uses the Commitment Approach to calculate global risk exposure.</p> <p><u>Profile of the typical investor:</u></p> <p>A typical investor will invest into this Sub-Fund to seek capital growth through investment in global equity markets, and specifically with exposure to companies whose products and services have a positive impact on the development of a sustainable global economy. Investors should ensure they understand the risks of the Sub-Fund and can accept the potential for loss. Investors in the Sub-Fund should plan to invest their money for the medium to long term.</p>
Global Technology Leaders Fund	<p><u>Investment Objective</u></p> <p>The Sub-Fund aims to provide capital growth over the long term.</p> <p><u>Investment Policy</u></p> <p>The Sub-Fund invests at least 90% of its net assets in equities or equity-related instruments of technology-related companies or companies that derive the main part of their revenue from technology. The Sub-Fund aims to take advantage of market trends internationally.</p> <p>The Sub-Fund may invest in companies of any size, including smaller capitalisation companies, in any country.</p> <p>Equity-related instruments may include depositary receipts.</p> <p>The Sub-Fund may use derivative instruments (such as futures, forwards, options and warrants) to reduce risk and to manage the Sub-Fund more</p>

	<p>efficiently. Under no circumstances shall the use of these instruments and techniques cause a Sub-Fund to diverge from its investment policy.</p> <p>The Sub-Fund may invest up to 10% of its net assets in special purpose acquisition companies.</p> <p>For treasury management and/or defensive purposes (e.g. in case of unfavourable market conditions), the Sub-Fund may invest in:</p> <ul style="list-style-type: none"> • investment grade government bonds and associated derivative instruments; • cash and Money Market Instruments. <p><u>Use of Ancillary Liquid Assets</u> The Sub-Fund may hold up to 20% in its net assets in ancillary liquid assets as described in greater detail under the heading “Investment Restrictions” in the section “Further Information” of the Luxembourg Prospectus.</p> <p><u>Sustainable Finance Disclosure Regulation Categorisation</u> Promotes environmental and social characteristics, as defined under Article 8 of SFDR. For additional information please refer to “Appendix 1 - Sustainability Approach” of the Luxembourg Prospectus for further details.</p> <p><u>Performance Target</u> To outperform the MSCI ACWI Information Technology Index + MSCI ACWI Communication Services Index, after the deduction of charges, over any 5-year period.</p> <p><u>Active Management and Benchmark Usage</u> The Sub-Fund is actively managed with reference to the MSCI ACWI Information Technology Index + MSCI ACWI Communication Services Index, which is broadly representative of the companies in which it may invest, as this forms the basis of the Sub-Fund’s Performance Target and the level above which Performance Fees may be charged (if applicable). The Investment Manager has discretion to choose investments for the Sub-Fund with weightings different to the index or not in the index, but at times the Sub-Fund may hold investments similar to the index.</p> <p>The benchmark against which the performance of the Sub-Fund is measured is not sustainability-related. The Sub-Fund does not, nor is it seeking to, designate an index as a reference benchmark for the purpose of attaining environmental or social characteristics. The benchmark is used for financial comparison purposes only.</p> <p><u>Investment Strategy</u> The strategy is based on identifying companies that are considered by the Investment Manager to be current or future leaders in driving or enabling technology adoption and as such have undiscovered potential for sustained earnings growth. These companies are typically aligned with themes that drive long-term technology growth trends (e.g. internet transformation, next generation infrastructure and payment digitisation).</p> <p>The Investment Manager looks to navigate the hype cycle (different stages in the development of a technology from conception to widespread adoption) around technology adoption by assessing the company’s fundamental business model.</p> <p><u>Other information</u> The Sub-Fund is denominated in USD.</p>
--	---

		<p>The Sub-Fund uses the Commitment Approach to calculate global risk exposure.</p> <p>For calculating the Performance Fee, the relevant benchmark/Hurdle Rate is the MSCI ACWI Information Technology Index + MSCI ACWI Communication Services Index.</p> <p><u>Profile of the typical investor:</u> A typical investor will invest into this Sub-Fund to seek capital growth through investment in the global equity market and specifically through exposure to technology related securities. Investors should ensure they understand the risks of the Sub-Fund and can accept the potential for loss. Investors in the Sub-Fund should plan to invest their money for the medium to long term.</p>
Japanese Companies Fund	Smaller	<p><u>Investment Objective</u> The Sub-Fund aims to provide capital growth over the long term.</p> <p><u>Investment Policy</u> The Sub-Fund invests at least two-thirds of its net assets in equities or equity-related instruments of small capitalisation companies, that are domiciled, or derive a significant portion of their revenues and/or profits from operations, in Japan, of any industry. For this purpose, companies falling within the bottom 25% of their relevant market by way of market capitalisation are considered to be small capitalisation companies.</p> <p>Equity-related instruments may include depositary receipts.</p> <p>The Sub-Fund may use derivative instruments (such as futures, forwards, options and warrants) to reduce risk and to manage the Sub-Fund more efficiently. Under no circumstances shall the use of these instruments and techniques cause a Sub-Fund to diverge from its investment policy.</p> <p>The Sub-Fund may invest up to 10% of its net assets in special purpose acquisition companies.</p> <p>For treasury management and/or defensive purposes (e.g. in case of unfavourable market conditions), the Sub-Fund may invest in:</p> <ul style="list-style-type: none"> • investment grade government bonds and associated derivative instruments; • cash and Money Market Instruments. <p><u>Use of Ancillary Liquid Assets</u> The Sub-Fund may hold up to 20% in its net assets in ancillary liquid assets as described in greater detail under the heading “Investment Restrictions” in the section “Further Information” of the Luxembourg Prospectus.</p> <p><u>Performance Target</u> To outperform the Russell/Nomura Small Cap Index by 2.5% per annum, before the deduction of charges, over any 5-year period.</p> <p><u>Active Management and Benchmark Usage</u> The Sub-Fund is actively managed with reference to the Russell/Nomura Small Cap Index, which is broadly representative of the companies in which it may invest, as this forms the basis of the Sub-Fund’s Performance Target and the level above which Performance Fees may be charged (if applicable). The Investment Manager has discretion to choose investments</p>

	<p>for the Sub-Fund with weightings different to the index or not in the index, but at times the Sub-Fund may hold investments similar to the index.</p> <p><u>Investment Strategy</u> The Investment Manager believes in-depth stock analysis, coupled with superior stock picking are the main drivers of superior long-term performance in Japanese smaller companies. The Sub-Fund is designed to capture the undervalued growth potential of Japanese smaller companies by typically investing in the smallest 25% of listed Japanese companies by market capitalisation using a, disciplined, pragmatic and risk-aware investment process. The investment approach focuses on stock valuation, investment catalysts and long-term structural growth to drive earnings and returns.</p> <p><u>Other information</u> The Sub-Fund is denominated in JPY. The Sub-Fund uses the Commitment Approach to calculate global risk exposure. For calculating the Performance Fee, the relevant benchmark/Hurdle Rate is the Russell/Nomura Small Cap Index.</p> <p><u>Profile of the typical investor:</u> A typical investor will invest into this Sub-Fund to seek capital growth through investment in the Japanese smaller companies equity markets. Investors should ensure they understand the risks of the Sub-Fund and can accept the potential for loss. Investors in the Sub-Fund should plan to invest their money for the medium to long term.</p>
Pan European Absolute Return Fund	<p><u>Investment Objective</u> The Sub-Fund aims to provide a positive (absolute) return, regardless of market conditions, over any 12-month period. A positive return is not guaranteed over this or any other time period and, particularly over the shorter term, the Sub-Fund may experience periods of negative returns. Consequently, your capital is at risk.</p> <p><u>Investment Policy</u> The Sub-Fund invests at least two-thirds of its total assets (after the deduction of cash) by taking long and short positions, in equities or equity-related instruments of:</p> <ul style="list-style-type: none"> • companies that are domiciled in Europe (including the UK); • companies that derive the majority of their revenue from business activities in this region. <p>The Sub-Fund may invest in companies of any size, including smaller capitalisation companies, in any industry.</p> <p>Equity-related instruments may include depositary receipts.</p> <p>The Sub-Fund's long positions may be held through a combination of direct investment and/or derivative instruments (such as futures, forwards, structured financial derivatives, equity swaps (also known as contracts-for-differences), swaps, options and warrants), whilst the short positions are achieved entirely through derivative instruments. The use of derivatives forms an important part of the investment strategy.</p> <p>The Sub-Fund may also use derivative instruments to reduce risk and to manage the Sub-Fund more efficiently. The underlyings consist of a range</p>

	<p>of securities or indices that the Sub-Fund may invest in according to the Sub-Fund's investment objective and policy.</p> <p>The Sub-Fund may from time to time consider hedging currency and interest rate exposure, but will not generally enter into contracts involving a speculative position in any currency or interest rate.</p> <p>In addition, in seeking to achieve the Sub-Fund's investment objective, for treasury management purposes, for defensive purposes (e.g., to manage market exposure in unfavourable market conditions) and/or ensure that the Sub-Fund remains sufficiently liquid to cover obligations arising from its derivative positions, a substantial proportion of the Sub-Fund's assets may at any time consist preference shares, investment grade fixed income instruments, (such as corporate bonds and government bonds and their associated derivative instruments), cash, near cash, bank deposits, treasury bills pending reinvestment and/or Money Market Instruments.</p> <p>The Sub-Fund may invest up to 10% of its net assets in special purpose acquisition companies.</p> <p><u>Use of Ancillary Liquid Assets</u> The Sub-Fund may hold up to 20% in its net assets in ancillary liquid assets as described in greater detail under the heading "Investment Restrictions" in the section "Further Information" of the Luxembourg Prospectus.</p> <p><u>Sustainable Finance Disclosure Regulation Categorisation</u> Promotes environmental and social characteristics, as defined under Article 8 of SFDR. For additional information please refer to "Appendix 1 - Sustainability Approach" of the Luxembourg Prospectus for further details.</p> <p><u>Performance Target</u> To outperform the Euro Short Term Rate (€STR) by at least 1% per annum, after the deduction of charges, over any 3-year period.</p> <p><u>Active Management and Benchmark Usage</u> The Sub-Fund is actively managed and makes reference to the €STR as this forms the basis of the Sub-Fund's Performance Target and the calculation of Performance Fees (if applicable). For currency Hedged Share Classes, the rate that corresponds with the relevant Share Class currency is used as the basis of the performance comparison and for calculating Performance Fees. The Investment Manager has complete discretion to choose investments for the Sub-Fund and is not constrained by a benchmark.</p> <p>The benchmark against which the performance of the Sub-Fund is measured is not sustainability-related. The Sub-Fund does not, nor is it seeking to, designate an index as a reference benchmark for the purpose of attaining environmental objective or social characteristics. The benchmark is used for financial comparison purposes only.</p> <p><u>Investment Strategy</u> The Investment Manager targets long-term capital appreciation through exposure primarily to European equities. The Investment Manager selects stocks using a fundamental approach, blended with sector themes. The process results in a high-conviction portfolio with a bias towards long positions (where the manager believes the prospects for the companies are positive), complemented by 'short positions' (where prospects are less positive) and other market hedging securities.</p>
--	---

	<p><u>Other information</u></p> <p>The Sub-Fund is denominated in EUR.</p> <p>Global risk exposure of the Sub-Fund is determined using the absolute Value at Risk (VaR) approach.</p> <p>The Sub-Fund's expected level of leverage is 150% of the Sub-Fund's total net asset value.</p> <p>For calculating the Performance Fee, the relevant benchmark/Hurdle Rate is as follows:</p> <table border="1"> <thead> <tr> <th>Share Classes</th><th>Benchmark/Hurdle Rate</th></tr> </thead> <tbody> <tr> <td>All Performance Fee Base Currency and Unhedged Share Classes</td><td>€STR +1%</td></tr> <tr> <td>USD Hedged Share Classes</td><td>Secured Overnight Financing Rate (SOFR) +1%</td></tr> <tr> <td>GBP Hedged Share Classes</td><td>Sterling Overnight Index Average (SONIA) +1%</td></tr> <tr> <td>SGD Hedged Share Classes</td><td>Singapore Overnight Rate Average (SORA) +1%</td></tr> </tbody> </table> <p>For currency Hedged Share Classes not referenced in the above table, the relevant benchmark/Hurdle Rate will be the appropriate currency equivalent benchmark/Hurdle Rate of the Base Currency Share Class.</p> <p><u>Profile of the typical investor:</u></p> <p>A typical investor will invest into this Sub-Fund to seek a positive (absolute) return, regardless of market conditions through investment in the European equity markets. Investors should ensure they understand the risks of the Sub-Fund and can accept the potential for loss. Investors in the Sub-Fund should plan to invest their money for the medium to long term.</p>	Share Classes	Benchmark/Hurdle Rate	All Performance Fee Base Currency and Unhedged Share Classes	€STR +1%	USD Hedged Share Classes	Secured Overnight Financing Rate (SOFR) +1%	GBP Hedged Share Classes	Sterling Overnight Index Average (SONIA) +1%	SGD Hedged Share Classes	Singapore Overnight Rate Average (SORA) +1%
Share Classes	Benchmark/Hurdle Rate										
All Performance Fee Base Currency and Unhedged Share Classes	€STR +1%										
USD Hedged Share Classes	Secured Overnight Financing Rate (SOFR) +1%										
GBP Hedged Share Classes	Sterling Overnight Index Average (SONIA) +1%										
SGD Hedged Share Classes	Singapore Overnight Rate Average (SORA) +1%										
Pan European Property Equities Fund	<p><u>Investment Objective</u></p> <p>The Sub-Fund aims to provide capital growth over the long term.</p> <p><u>Investment Policy</u></p> <p>The Sub-Fund invests at least 75% of its net assets in equities or equity-related instruments of real estate companies or Real Estate Investment Trusts (or their equivalents) having their registered offices in the EEA or United Kingdom if not part of the EEA and listed or traded on a Regulated Market, which derive the main part of their revenue from the ownership, management and/or development of real estate in Europe.</p> <p>The Sub-Fund may invest in companies of any size, including smaller capitalisation companies.</p> <p>Equity-related instruments may include depositary receipts.</p> <p>The Sub-Fund may use derivative instruments (such as futures, forwards, options and warrants) to reduce risk and to manage the Sub-Fund more efficiently. Under no circumstances shall the use of these instruments and techniques cause a Sub-Fund to diverge from its investment policy.</p> <p>The Sub-Fund may invest up to 10% of its net assets in special purpose acquisition companies.</p>										

		<p>For treasury management and/or defensive purposes (e.g. in case of unfavourable market conditions), the Sub-Fund may invest in:</p> <ul style="list-style-type: none"> • investment grade government bonds and associated derivative instruments; • cash and Money Market Instruments <p><u>Use of Ancillary Liquid Assets</u> The Sub-Fund may hold up to 20% in its net assets in ancillary liquid assets as described in greater detail under the heading “Investment Restrictions” in the section “Further Information” of the Luxembourg Prospectus.</p> <p><u>Sustainable Finance Disclosure Regulation Categorisation</u> Promotes environmental and social characteristics, as defined under Article 8 of SFDR. For additional information please refer to “Appendix 1 - Sustainability Approach” of the Luxembourg Prospectus for further details.</p> <p><u>Performance Target</u> To outperform the FTSE EPRA Nareit Developed Europe Capped Index, after the deduction of charges, over any 5-year period.</p> <p><u>Active Management and Benchmark Usage</u> The Sub-Fund is actively managed with reference to the FTSE EPRA Nareit Developed Europe Capped Index, which is broadly representative of the securities in which it may invest, as this forms the basis of the Sub-Fund’s Performance Target and the level above which Performance Fees may be charged (if applicable). The Investment Manager has discretion to choose investments for the Sub-Fund with weightings different to the index or not in the index, but at times the Sub-Fund may hold investments similar to the index.</p> <p><u>Investment Strategy</u> The Investment Manager seeks to identify European listed property companies and Real Estate Investment Trusts (REITs) that can deliver the highest total return over the long-term. The investment process follows a high conviction, 'bottom-up' (fundamental company-level) research approach aiming to identify the best risk-adjusted value from across the capitalisation spectrum.</p> <p><u>Other information</u> The Sub-Fund is denominated in EUR. The Sub-Fund uses the Commitment Approach to calculate global risk exposure. For calculating the Performance Fee, the relevant benchmark/Hurdle Rate is the FTSE EPRA Nareit Developed Europe Capped Index Net TRI.</p> <p><u>Profile of the typical investor:</u> A typical investor will invest into this Sub-Fund to seek capital growth through investment in the pan European equity markets and specifically through exposure to property related securities. Investors should ensure they understand the risks of the Sub-Fund and can accept the potential for loss. Investors in the Sub-Fund should plan to invest their money for the medium to long term.</p>
Sustainable Technologies Fund	Future	<p><u>Investment Objective</u> The Sub-Fund aims to provide capital growth over the long term by investing in technology-related companies that contribute to the development of a sustainable global economy.</p> <p><u>Investment Policy</u></p>

	<p>The Sub-Fund invests at least 90% of its net assets in equities or equity-related instruments of technology-related companies, whose products and services are considered by the Investment Manager as contributing to positive environmental or social change, thereby having an impact on the development of a sustainable global economy. The Sub-Fund's investment universe is defined by technology-related companies that derive at least 50% of their current or future expected revenues from the sustainable technology themes identified by the Investment Manager (as further outlined in the Investment Strategy section below). The Sub-Fund will avoid investing in companies that the Investment Manager considers could contribute to significant environmental or societal harm.</p> <p>The Sub-Fund may invest in companies of any size, including smaller capitalisation companies, in any country.</p> <p>Equities may include China A-Shares, directly through the Stock Connect Programs and other eligible exchanges or indirectly through derivative instruments. Exposure to China A-Shares will not be more than 10% of the Sub-Fund's net asset value.</p> <p>Equity-related instruments may include depositary receipts,</p> <p>The Sub-Fund may use derivative instruments (such as futures, forwards, options and warrants) to reduce risk and to manage the Sub-Fund more efficiently. Under no circumstances shall the use of these instruments and techniques cause the Sub-Fund to diverge from its investment policy.</p> <p>The Sub-Fund may invest up to 10% of its net assets in special purpose acquisition companies.</p> <p>For treasury management and/or defensive purposes (e.g. in case of unfavourable market conditions), the Sub-Fund may invest in:</p> <ul style="list-style-type: none"> • investment grade government bonds and associated derivative instruments; • cash and Money Market Instruments . <p>The Sub-Fund follows a sustainable investment approach. Please see the section 'Sustainable Investment Approach' of the Luxembourg Prospectus for further details.</p> <p><u>Use of Ancillary Liquid Assets</u></p> <p>The Sub-Fund may hold up to 20% in its net assets in ancillary liquid assets as described in greater detail under the heading "Investment Restrictions" in the section "Further Information" of the Luxembourg Prospectus.</p> <p><u>Sustainable Finance Disclosure Regulation Categorisation</u></p> <p>The Sub-Fund has sustainable investment as its objective, as defined under Article 9 of SFDR. For additional information please refer to "Appendix 1 - Sustainability Approach" of the Luxembourg Prospectus for further details.</p> <p><u>Performance Target</u></p> <p>Not applicable</p> <p><u>Active Management and Benchmark Usage</u></p> <p>The Sub-Fund is actively managed with reference to the MSCI ACWI Information Technology Index, which is broadly representative of the companies in which it may invest, as this can provide a useful comparator for assessing the Sub-Fund's performance. The Investment Manager has discretion to choose investments for the Sub-Fund with weightings different</p>
--	---

	<p>to the index or not in the index, but at times the Sub-Fund may hold investments similar to the index.</p> <p>The benchmark against which the performance of the Sub-Fund is measured is not sustainability-related. The Sub-Fund does not, nor is it seeking to, designate an index as a reference benchmark for the purpose of attaining environmental or social characteristics or delivering its sustainable investment objective. The benchmark is used for financial comparison purposes only.</p> <p><u>Investment Strategy</u></p> <p>The Investment Manager, within its thematic framework of environmental and social themes and positive/negative (avoidance) criteria screening, seeks to identify undervalued growth companies that are aligned with the UN's Sustainable Development Goals, and derive at least 50% of their current or future expected revenues from the sustainable technology themes the Investment Manager has identified as having a positive impact on those goals. Examples of themes the Investment Manager has identified include clean energy technology, sustainable transport, low carbon infrastructure, digital democratisation, health technology, smart cities, data security and resource and productivity optimisation. The Investment Manager looks to navigate the hype cycle (different stages in the development of a technology from conception to widespread adoption) around technology adoption by assessing the company's fundamental business model and by focusing on companies with high quality management following good governance practices and sustainable barriers to entry, driving longer term unappreciated earnings growth. The Sub-Fund will avoid investing in companies that the Investment Manager considers could contribute to significant environmental or societal harm.</p> <p><u>Other information</u></p> <p>The Sub-Fund is denominated in USD</p> <p>The Sub-Fund uses the Commitment Approach to calculate global risk exposure.</p> <p><u>Profile of the typical investor</u></p> <p>A typical investor will invest into this Sub-Fund to seek capital growth through investment in the global equity market and specifically through exposure to technology-related companies, whose products and services have a positive impact on environment or society, thereby contributing to the development of a sustainable global economy. Investors should ensure they have an understanding of the risks of the Sub-Fund and whether they can accept the potential for loss. Investors in the Sub-Fund should plan to invest their money for the medium to long term.</p>
US Sustainable Equity Fund	<p><u>Investment Objective</u></p> <p>The Sub-Fund aims to provide capital growth over the long term by investing in US companies whose products and services are considered by the Investment Manager as contributing to positive environmental or social change and thereby have an impact on the development of a sustainable global economy.</p> <p><u>Investment Policy</u></p> <p>The Sub-Fund invests at least 80% of its net assets in a concentrated portfolio of equities of US companies, whose products and services are considered by the Investment Manager as contributing to positive environmental or social change and thereby have an impact on the development of a sustainable global economy. The Sub-Fund will avoid</p>

	<p>investing in companies that the Investment Manager considers to potentially have a negative impact on the development of a sustainable global economy.</p> <p>The Sub-Fund may invest in companies of any size, including smaller capitalisation companies, in any industry.</p> <p>The Sub-Fund may use derivative instruments (such as futures, forwards, options and warrants) to reduce risk and to manage the Sub-Fund more efficiently. Under no circumstances shall the use of these instruments and techniques cause a Sub-Fund to diverge from its investment policy.</p> <p>The Sub-Fund may invest up to 10% of its net assets in special purpose acquisition companies.</p> <p>For treasury management and/or defensive purposes (e.g. in case of unfavourable market conditions), the Sub-Fund may also invest in:</p> <ul style="list-style-type: none"> • investment grade government bonds and associated derivative instruments; • cash and Money Market Instruments. <p>The Sub-Fund follows a sustainable investment approach. Please see the section ‘Sustainable Investment Approach’ of the Luxembourg Prospectus for further details.</p> <p><u>Use of Ancillary Liquid Assets</u></p> <p>The Sub-Fund may hold up to 20% in its net assets in ancillary liquid assets as described in greater detail under the heading “Investment Restrictions” in the section “Further Information” of the Luxembourg Prospectus.</p> <p><u>Sustainable Finance Disclosure Regulation Categorisation</u></p> <p>The Sub-Fund has sustainable investment as its objective, as defined under Article 9 of SFDR. For additional information please refer to “Appendix 1 - Sustainability Approach” of the Luxembourg Prospectus for further details.</p> <p><u>Performance Target</u></p> <p>Not applicable</p> <p><u>Active Management and Benchmark Usage</u></p> <p>The Sub-Fund is actively managed with reference to the S&P 500 Index, which is broadly representative of the companies in which it may invest, as this can provide a useful comparator for assessing the Sub-Fund’s performance. The Investment Manager has discretion to choose investments for the Sub-Fund with weightings different to the index or not in the index, but at times the Sub-Fund may hold investments similar to the index.</p> <p>The benchmark against which the performance of the Sub-Fund is measured is not sustainability-related. The Sub-Fund does not, nor is it seeking to, designate an index as a reference benchmark for the purpose of attaining environmental or social characteristics or delivering its sustainable investment objective. The benchmark is used for financial comparison purposes only.</p> <p><u>Investment Strategy</u></p> <p>The Investment Manager, within its thematic framework of environmental and social themes and positive/negative (avoidance) criteria screening, seeks to construct a differentiated and well diversified portfolio of US companies, based on the belief that superior returns can be generated by</p>
--	---

	<p>companies that are providing solutions to environmental and social challenges. These companies should have attractive financial attributes such as persistent revenue growth and durable cash flows, as well as exhibiting strong management of environmental, social and corporate governance risks. Companies will typically be strategically aligned with themes such as climate change, resource constraints, growing populations, and ageing populations. The Sub-Fund avoids investing in fossil fuels and companies that stand to be disrupted by the transition to a low-carbon economy.</p> <p><u>Profile of the typical investor</u> The Sub-Fund is denominated in USD The Sub-Fund uses the Commitment Approach to calculate global risk exposure.</p> <p><u>Profile of the typical investor</u> A typical investor will invest into this Sub-Fund to seek capital growth through investment in US equity markets, and specifically with exposure to US companies whose products and services have a positive impact on the development of a sustainable global economy. Investors should ensure they understand the risks of the Sub-Fund can accept the potential for loss. Investors in the Sub-Fund should plan to invest their money for the medium to long term.</p>
--	--

Bond Sub-Funds

Name of Sub-Fund	Investment Objective and Policies
Total Return Bond Fund	<p><u>Investment Objective</u> The investment objective of the Sub-Fund is to target a positive total return, in excess of cash over a rolling three year period, through income and capital gains by investing in a broad range of global fixed income asset classes and associated derivative instruments.</p> <p><u>Investment Policy</u> The Sub-Fund may make use of a variety of instruments / strategies in order to achieve the Sub-Fund's objective.</p> <p>The Sub-Fund may invest in securities of any credit rating quality, including unrated securities.</p> <p>Instruments may include, but not limited to, floating rate notes, perpetual bonds, forward foreign exchange contracts (including non-deliverable forwards), interest rate futures, bond futures and OTC swaps (such as interest rate swaps, credit default swaps, credit default swaps on indices and total return swaps), and options.</p> <p>Strategies may include, but are not limited to duration, sector, region, security, yield curve, credit and active currency strategies for investment and hedging purposes.</p> <p>The Sub-Fund may invest up to:</p> <ul style="list-style-type: none"> • 100% of its net assets in non-investment grade securities including up to 20% of its net assets in distressed debt securities. • 20% of its net assets in contingent convertible bonds. • 30% of its net assets in asset-backed securities ("ABS") and mortgage-backed securities ("MBS"), including up to 10% of its net assets in non-investment grade ABS and/or MBS. ABS/MBS

	<p>include, but are not limited to, residential mortgage-backed securities, commercial mortgage-backed securities, and collateralised loan obligations. The ABS and MBS may be leveraged.</p> <ul style="list-style-type: none"> • 20% of its net assets in China onshore bonds traded through the Bond Connect. • 50% of its net assets in total return swaps. The total return swaps are unfunded. The underlyings to such total return swaps consist of a range of securities or indices that the Sub-Fund may invest in according to the Sub-Fund's investment objective and policy, including but not limited to, government bonds, corporate bonds and secured debt. Total return swaps are used to achieve the investment objective of the Sub-Fund. <p>The Sub-Fund may use derivative instruments with the aim of making investment gains in line with the Sub-Fund's objective, to reduce risk or to manage the Sub-Fund more efficiently.</p> <p>The Sub-Fund's major part of currency exposure is hedged to Base Currency, although it may also be exposed (through investments or cash) to other currencies.</p> <p><u>Use of Ancillary Liquid Assets</u></p> <p>The Sub-Fund may hold up to 20% in its net assets in ancillary liquid assets as described in greater detail under the heading "Investment Restrictions" in the section "Further Information" of the Luxembourg Prospectus.</p> <p><u>Sustainable Finance Disclosure Regulation Categorisation</u></p> <p>Promotes environmental and social characteristics, as defined under Article 8 of SFDR. For additional information please refer to "Appendix 1 - Sustainability Approach" of the Luxembourg Prospectus for further details.</p> <p><u>Performance Target</u></p> <p>To outperform the Euro Short-Term Rate by at least 2.5% per annum, before the deduction of charges, over any 5-year period.</p> <p><u>Active Management and Benchmark Usage</u></p> <p>The Sub-Fund is actively managed with reference to the Euro Short-Term Rate, as this forms the basis of the Sub-Fund's Performance Target. For currency hedged Share Classes, the rate that corresponds with the relevant Share Class currency is used as the basis of the performance comparison. The Investment Manager has complete discretion to choose investments for the Sub-Fund and is not constrained by a benchmark.</p> <p><u>Investment Strategy</u></p> <p>The Investment Manager follows a highly flexible, 'go anywhere' approach to investing in bonds globally, without restrictions of a benchmark. The disciplined investment process considers the relative risks and potential returns from a wide variety of bond assets while seeking to maintain a moderate level of volatility.</p> <p><u>Other information</u></p> <p>The Sub-Fund is denominated in EUR.</p> <p>Global risk exposure of the Sub-Fund is determined using the absolute Value at Risk (VaR) approach.</p> <p>The Sub-Fund's expected level of leverage is 500% of the Sub-Fund's total net asset value.</p> <p><u>Profile of the typical investor:</u></p>
--	---

	<p>A typical investor will invest into this Sub-Fund to seek a combination of capital and income returns, exceeding that of cash (over a rolling 3-year period) through exposure to a broad range of global fixed income asset classes. Investors should ensure they understand risks of the Sub-Fund and can accept the potential for loss. Investors in the Sub-Fund should plan to invest their money for the medium to long term.</p>
Euro High Yield Bond Fund	<p>Investment Objective The Sub-Fund aims to provide a return, from a combination of income and capital growth over the long term.</p> <p>Investment Policy The Sub-Fund will invest at least 70% of its net assets in sub investment grade corporate debt securities with a credit rating equivalent to BB+ or lower and denominated in Euros and Sterling. The Sub-Fund can invest in fixed and variable rate and index-related securities issued by corporate, government, supranational institutions and local and regional agencies.</p> <p>The Sub-Fund may make use of a variety of instruments / strategies in order to achieve the Sub-Fund's objective.</p> <p>Instruments may include, but not limited to, asset and mortgage backed securities, convertible bonds, perpetual bonds, structured notes, options, OTC swaps (such as interest rate swaps, credit default swaps, credit default swaps on indices and total return swaps), and forward foreign exchange contracts.</p> <p>Strategies may include, but are not limited to sector, region, security and credit strategies for investment and hedging purposes.</p> <p>The Sub-Fund may invest up to:</p> <ul style="list-style-type: none"> • 30% of its net assets in investment grade securities. • 20% of its net assets in contingent convertible bonds. • 20% of its net assets in asset-backed securities ("ABS") and mortgage-backed securities ("MBS"). ABS/MBS include, but are not limited to, residential mortgage-backed securities, commercial mortgage-backed securities, and collateralised loan obligations. The ABS and MBS may be leveraged. • 20% of its net assets in total return swaps. <p>The Sub-Fund may use derivative instruments with the aim of making investment gains in line with the Sub-Fund's objective, to reduce risk or to manage the Sub-Fund more efficiently.</p> <p>For treasury management and/or defensive purposes (e.g. in case of unfavourable market conditions), the Sub-Fund may invest in cash and Money Market Instruments.</p> <p>The Sub-Fund's major part of currency exposure is hedged to Base Currency, although it may also be exposed (through investments or cash) to other currencies.</p> <p>Use of Ancillary Liquid Assets The Sub-Fund may hold up to 20% in its net assets in ancillary liquid assets as described in greater detail under the heading "Investment Restrictions" in the section "Further Information" of the Luxembourg Prospectus.</p> <p>Sustainable Finance Disclosure Regulation Categorisation</p>

	<p>Promotes environmental and social characteristics, as defined under Article 8 of SFDR. For additional information please refer to “Appendix 1 - Sustainability Approach” of the Luxembourg Prospectus for further details.</p> <p><u>Performance Target</u> To outperform the ICE BofAML European Currency Non-Financial High Yield Constrained Index (100% Hedged) by 1.75% per annum, before the deduction of charges, over any 5-year period.</p> <p><u>Active Management and Benchmark Usage</u> The Sub-Fund is actively managed with reference to the ICE BofAML European Currency Non-Financial High Yield Constrained Index (100% Hedged), which is broadly representative of the bonds in which it may invest, as this forms the basis of the Sub-Fund’s Performance Target. The Investment Manager has discretion to choose investments for the Sub-Fund with weightings different to the index or not in the index, but at times the Sub-Fund may hold investments similar to the index.</p> <p>The benchmark against which the performance of the Sub-Fund is measured is not sustainability-related. The Sub-Fund does not, nor is it seeking to, designate an index as a reference benchmark for the purpose of attaining environmental or social characteristics. The benchmark is used for financial comparison purposes only.</p> <p><u>Investment Strategy</u> The Investment Manager seeks to provide a high overall yield and potential for capital growth by investing primarily in euro and sterling denominated sub investment grade rated corporate bonds. The investment process combines rigorous fundamentally driven security selection from the credit analysts, which is expected to be the largest driver of performance, with asset allocation views.</p> <p><u>Other information</u> The Sub-Fund is denominated in EUR. Global risk exposure of the Sub-Fund is determined using the relative Value at Risk (VaR) approach. The Sub-Fund’s expected level of leverage level is 75% of the Sub-Fund’s total net asset value. The Sub-Fund’s reference portfolio used in relative VaR calculations is ICE BofA Merrill Lynch European Currency Non-Financial High Yield Constrained Index.</p> <p><u>Profile of the typical investor:</u> A typical investor will invest into this Sub-Fund to seek an overall income with the potential for capital growth through exposure to Euro and Sterling denominated high yield bonds. Investors should ensure they understand the risks of the Sub-Fund, and can accept the potential for loss. Investors in the Sub-Fund should plan to invest their money for the medium to long term.</p>
Global High Yield Bond Fund	<p><u>Investment Objective</u> The Sub-Fund aims to provide an income with the potential for capital growth over the long term.</p> <p><u>Investment Policy</u> The Sub-Fund will invest at least 80% of its net assets in sub investment grade corporate debt securities of issuers with a credit rating equivalent to BB+ or lower. The Sub-Fund can invest in fixed and variable rate and index</p>

	<p>related securities issued by corporate, government, supranational institutions and local and regional agencies.</p> <p>The Sub-Fund may make use of a variety instruments / strategies in order to achieve the Sub-Fund's objective.</p> <p>Instruments may include, but not limited to asset and mortgage backed securities, convertible bonds, perpetual bonds, structured notes, exchange traded derivatives, OTC swaps (such as interest rate swaps, credit default swaps, credit default swaps on indices and total return swaps), forward foreign exchange contracts and preferred stocks.</p> <p>Strategies may include, but are not limited to sector, region, security and credit strategies for investment and hedging purposes.</p> <p>The Sub-Fund may invest up to:</p> <ul style="list-style-type: none"> • 20% of its net assets in investment grade securities. • 20% of its net assets in contingent convertible bonds. • 20% of its net assets in asset-backed securities ("ABS") and mortgage-backed securities ("MBS"). ABS/MBS include, but are not limited to, residential mortgage-backed securities, commercial mortgage-backed securities, and collateralised loan obligations. The ABS and MBS may be leveraged. • 20% of its net assets in total return swaps. <p>The Sub-Fund may use derivative instruments with the aim of making investment gains in line with the Sub-Fund's objective, to reduce risk or to manage the Sub-Fund more efficiently.</p> <p>For treasury management and/or defensive purposes (e.g. in case of unfavourable market conditions), the Sub-Fund may invest in cash and Money Market Instruments.</p> <p>The Sub-Fund's major part of currency exposure is hedged to Base Currency, although it may also be exposed (through investments or cash) to other currencies.</p> <p><u>Use of Ancillary Liquid Assets</u></p> <p>The Sub-Fund may hold up to 20% in its net assets in ancillary liquid assets as described in greater detail under the heading "Investment Restrictions" in the section "Further Information" of the Luxembourg Prospectus.</p> <p><u>Sustainable Finance Disclosure Regulation Categorisation</u></p> <p>Promotes environmental and social characteristics, as defined under Article 8 of SFDR. For additional information please refer to "Appendix 1 - Sustainability Approach" of the Luxembourg Prospectus for further details.</p> <p><u>Performance Target</u></p> <p>To outperform the ICE BofAML Global High Yield Constrained Index (100% Hedged) by 1.75% per annum, before the deduction of charges, over any 5-year period.</p> <p><u>Active Management and Benchmark Usage</u></p> <p>The Sub-Fund is actively managed with reference to the ICE BofAML Global High Yield Constrained Index (100% Hedged), which is broadly representative of the bonds in which it may invest, as this forms the basis of the Sub-Fund's Performance Target. The Investment Manager has discretion to choose investments for the Sub-Fund with weightings different</p>
--	---

	<p>to the index or not in the index, but at times the Sub-Fund may hold investments similar to the index.</p> <p><u>Investment Strategy</u> The Investment Manager seeks to provide a high overall yield and potential for capital growth by investing primarily in sub investment grade rated corporate bonds across global high yield markets. The investment process combines rigorous fundamentally driven security selection from the credit analysts, which is expected to be the largest driver of performance, with asset allocation views at the fund and regional levels.</p> <p><u>Other information</u> The Sub-Fund is denominated in USD. Global risk exposure of the Sub-Fund is determined using the relative Value at Risk (VaR) approach. The Sub-Fund's expected level of leverage level is 100% of the Sub-Fund's total net asset value. The Sub-Fund's reference portfolio used in relative VaR calculations is ICE BofA Merrill Lynch Global High Yield Constrained Index.</p> <p><u>Profile of the typical investor:</u> A typical investor will invest into this Sub-Fund to seek an overall income with the potential for capital growth through exposure to global high yield bonds. Investors should ensure they understand the risks of the Sub-Fund and can accept the potential for loss. Investors in the Sub-Fund should plan to invest their money for the medium to long term.</p>
--	--

5.2: Please refer to the section headed "Funds" in the Luxembourg Prospectus for information on how the global risk exposure for each Sub-Fund is determined. Where the Expected Level of Leverage is disclosed for each relevant Sub-Fund please note that this only is an indicative level and is not a regulatory limit. This level of leverage will vary over time under differing market conditions as the investment manager seeks to ensure that the Sub-Fund meets its investment objective rather than any Expected Level of Leverage. The latest annual report and accounts will provide the actual levels of leverage over the past period and additional explanations in relation to this figure.

5.3: The Fund and the Depositary have entered into a securities lending programme with J.P. Morgan SE as the Securities Lending Agent for the purposes of efficient portfolio management and in order to generate income. As at the date of this Prospectus, all the Sub-Funds may engage in securities lending transactions on a continuous basis.

The Sub-Funds may, for the purposes of efficient portfolio management and to generate income, enter into securities lending transactions on a continuous basis.

Under such arrangements, a Sub-Fund's securities are transferred temporarily to approved borrowers in exchange for collateral. Securities lending may involve additional risks for the Company. Under such arrangements, Sub-Funds will have a credit risk exposure to the counterparties to any securities lending. The extent of this credit risk can be by receipt of adequate collateral.

Assets that may be subject to securities lending transactions include shares, stocks, debentures, bonds, notes or other like obligations, whether issued in certificated or uncertificated form, and any certificates, receipts, warrants or other instruments representing rights to receive, purchase or subscribe for the same that are commonly traded or dealt in on securities exchanges or financial markets.

The Securities Lending Agent is given discretion to act as agent on behalf of the relevant Sub-Funds in respect of entering into securities lending. Furthermore, the Securities Lending Agent will ensure that sufficient value and quality of collateral is received before or simultaneously with the movement of loaned securities. This will then be held throughout the duration of the loan transaction and only returned once the lent asset has been

received or returned to the relevant Sub-Fund. The Securities Lending Agent will also monitor and maintain all operational aspects of the assets while they are on loan.

Securities lending generates additional revenue for the benefit of the relevant Sub-Fund. 92% of such revenue will be for the benefit of the relevant Sub-Fund, with a maximum of 8% being retained by the Securities Lending Agent to cover the direct and indirect costs of running the lending programme and providing the requisite operational and collateral infrastructure, plus the compliance and risk oversight. The Securities Lending Agent is not related to the Investment Manager. The Sub-Funds do not intend to lend the securities of the scheme to its related corporations.

The Securities Lending Agent charges a fee of up to 0.05% of the reinvested cash collateral for its cash collateral management services. This fee is deducted from the cash collateral reinvestment return before any securities lending revenue is then apportioned between the relevant Fund and the Securities Lending Agent. After such deduction, 92% of the reinvestment return will be for the benefit of the relevant Sub-Fund, with a maximum of 8% being retained by the Securities Lending Agent.

Further details will be contained in the Fund's annual reports.

An overview of the usage of securities lending for the Sub-Funds is set out below:

Securities Lending	Maximum permitted level	Maximum expected level
Specialist Sub-Funds	50%	30%
Regional Sub-Funds	50%	30%
Bond Sub-Funds	50%	30%

This information is accurate as at the date of this Singapore Prospectus, the expected levels may be exceeded, up to the maximum indicated, depending on market conditions (e.g. during times of market volatility). The latest annual report and accounts will provide the actual levels over the past period.

The Sub-Funds do not engage in securities borrowing.

The fee arrangements in relation to securities lending can give rise to conflicts of interest where the risks are borne by the lender, but the fees are shared by the lender and its agent and where the agent may compromise on the quality of the collateral and the counterparty. Please see the "Conflicts of Interest" section in this Prospectus for further details on conflicts.

Securities lending is a form of efficient portfolio management that is intended to enhance the returns for a fund in a risk controlled manner. The lender will receive a fee from the borrowing counterparty and, although giving-up voting rights on lent positions, retains the right to dividends.

The Fund and the Depositary currently do not expect conflicts of interest to arise in relation to such securities lending transactions. However, should any potential conflicts of interest arise, such conflicts of interest will be managed in accordance with Paragraph 16 of this Singapore Prospectus.

Securities lending may involve additional risk for the Fund. Please refer to paragraphs 11.2 of the section headed "Further Information" in the Luxembourg Prospectus for further information.

5.4: Further details of the investments and investment restrictions applying to each of the Sub-Funds are set out in the section "Funds" as well as under the heading "Investment Restrictions" in the section "Further Information" of the Luxembourg Prospectus.

6. FEES, CHARGES AND EXPENSES

6.1: The current fees, charges and expenses applicable to the Sub-Funds on offer in Singapore are set out in the tables below. You should check with the agent or distributor through whom you subscribe for shares of the Fund whether they impose other fees and charges not included in the Prospectus.

Current fees, charges and expenses payable by You*	Class A Shares and Class S Shares
Initial charge	Up to 5.00% of the total amount invested (which equals a maximum of 5.26% of the net asset value of the Shares).
Trading fee	Up to 1.00% of the gross amount being redeemed if redeemed within 90 calendar days of purchase.
Switching charge	Up to 1.00% of the gross amount being switched between Sub-Funds.
Current fees, charges and expenses payable by the Sub-Funds	
Management fees	<p>Class A Shares 0.75% p.a. for the</p> <ul style="list-style-type: none"> • Total Return Bond Fund • Global High Yield Bond Fund • Euro High Yield Bond Fund • Emerging Markets Debt Hard Currency Fund <p>a) Retained by the Management Company: 33% to 100% of the Management Fee*</p> <p>b) Paid by the Management Company to distributor / financial adviser (trailer fee): 0% to 67% of the Management Fee*</p> <p>1.20% p.a. for all other Sub-Funds</p> <p>a) Retained by the Management Company: 29% to 100% of the Management Fee*</p> <p>b) Paid by the Management Company to distributor / financial adviser (trailer fee): 0% to 71% of the Management Fee*</p> <p>The management fee may be increased with the consent of the Directors, to a maximum rate of 1.50% p.a. in respect of Class A Shares of any Sub-Fund.</p> <p>Class S Shares 2.00% p.a. for the Pan European Absolute Return Fund</p> <p>a) Retained by the Management Company: 37.5% to 100% of the Management Fee*</p> <p>b) Paid by the Management Company to distributor / financial adviser (trailer fee): 0% to 62.5% of the Management Fee*</p> <p>* These percentages are subject to change from time to time without prior notification. Your financial adviser or distributor is required to disclose to you the amount of trailer fee it receives.</p>
Performance fees	<p>20% of the outperformance of the NAV relative to the Hurdle NAV (subject to the High Water Mark) for the Biotechnology Fund and the Pan European Absolute Return Fund;</p> <p>10% of the outperformance of the NAV relative to the Hurdle NAV (subject to the High Water Mark) for all other Sub-Funds (save for the China A-Share Fund, the China Opportunities Fund, the Global Sustainable Equity Fund, the Sustainable Future Technologies Fund, the US Sustainable Equity Fund and the Bond Sub-Funds which do not charge a Performance Fee). Further details of the Performance Fees are set out below.</p>
Shareholder servicing fee	<p>Class A Shares: 0.25% in respect of the Bond Sub-Funds and 0.50% p.a. in respect of all other Sub-Funds</p> <p>Class S Shares: Currently Nil</p>

Depository and custody fees and expenses	<p>Depository fee⁴: The Depository is entitled to receive out of the assets of each Sub-Fund, a fee for fiduciary services, which is set at a rate of 0.006%, subject to a minimum fee of GBP1,200 (USD1,800)</p> <p>Custody fee⁴: The Depository is entitled to receive out of the assets of each Sub-Fund, custody fees comprising asset-based fees and transaction-based fees that vary depending on the market in which a particular Sub-Fund invests; these fees will not exceed 0.65% per annum and GBP120 (USD190) per transaction respectively.</p>
Registrar and Transfer Agency Fees	Up to 0.12% p.a. ⁵
Administration Fees and Expenses	Up to 0.18% p.a. ⁶

Performance Fees

Technical Terms

“Net Asset Value per Share” or **“NAV”** means the published price per Share of the relevant Share Class.

“Current Day Net Asset Value per Share” or **“Current Day NAV”** means the NAV before any change to Performance Fee accrual on that day.

“Gross Net Asset Value per Share” or **“Gross NAV”** means the NAV before any deduction is made for any Performance Fee accrual but after the deduction of all other fees, charges and expenses included in the NAV.

“Crystallisation” or **“Crystallise”** means the point at which any Performance Fee becomes payable to the Investment Manager.

“High Water Mark” or **“HWM”** means the initial launch price of the Share Class for the first Crystallisation Period or, in subsequent Crystallisation Periods, the NAV at the end of the last Crystallisation Period where Crystallisation occurs and a Performance Fee is paid. The High Water Mark is adjusted for any distribution paid.

“Crystallisation Period” for the relevant Share Class of each Sub-Fund is the 12 month period starting 1 July and ending 30 June the following year.

“Hurdle Rate” means a rate of return that the relevant Share Class must achieve before it can charge a Performance Fee. It may be a set percentage or it may be referenced to a financial rate or index.

“Hurdle NAV” is calculated by applying the relevant Share Class’ Hurdle Rate to the High Water Mark and is used in combination with the High Water Mark to determine whether a Performance Fee can be accrued. At the start of the Crystallisation Period the Hurdle NAV will equal the High Water Mark. Thereafter, the Hurdle NAV will be calculated by multiplying the prior day Hurdle NAV by the daily hurdle rate of return.

Performance Fee Calculation Methodology

Daily Accrual

At each Valuation Point, the Performance Fee accrual adjustment is calculated by comparing the difference between the prior day’s NAV and the Current Day NAV, with the change in the relevant Hurdle NAV, multiplied by the number of Shares in issue at that Valuation Point.

A Performance Fee is accrued where the NAV outperforms the relevant Hurdle NAV (subject to the High Water Mark).

⁴ The actual fees paid will be disclosed in the semi annual and annual reports of the Fund.

⁵ The actual fees paid will be disclosed in the semi annual and annual reports of the Fund.

⁶ The actual fees paid will be disclosed in the semi annual and annual reports of the Fund.

The Performance Fee accrual will never fall below zero.

The cumulative Performance Fee accrual adjustments from the beginning of the Crystallisation Period will be included in the calculation of the NAV of each Share Class on that day. Accrual adjustments will also be made to reflect the impact of net cashflows.

The maximum Performance Fee accrual at each Valuation Point is capped at the Performance Fee percentage rate multiplied by (i) the difference between the Gross NAV and the higher of the High Water Mark and the Hurdle NAV and (ii) the number of Shares in issue at that Valuation Point.

Crystallisation Period End

If at the end of a Crystallisation Period, the Gross NAV is above the High Water Mark and the Hurdle NAV, a Performance Fee may be accrued and Crystallised.

If at the end of a Crystallisation Period, the Gross NAV is below the Hurdle NAV or the High Water Mark, no Performance Fee will be accrued until the Gross NAV rises above both the High Water Mark and the Hurdle NAV.

Should a Performance Fee not Crystallise at the end of a Crystallisation Period, any underperformance is carried into the new Crystallisation Period. The High Water Mark for the purpose of calculating the Performance Fee in the new Crystallisation Period will be the relevant High Water Mark as at the date when a Performance Fee was last paid.

Payment/Crystallisation

Crystallisation of the Performance Fee may occur on any net redemption on a Dealing Day in respect of the redeemed Shares and on the last Dealing Day of each Crystallisation Period, in both cases provided that the relevant conditions have been met as described in the “Performance Fee Calculation Methodology” sub-section of this section and in the Luxembourg Prospectus. Any Performance Fee accrued within the relevant Share Class at that point is due to the Investment Manager and is payable as soon as practicable.

The Performance Fee Crystallised on net redemptions in respect of the redeemed Shares will be calculated on a pro rata basis with reference to the total Performance Fee accrued as at the redemption date. Once the Performance Fee has Crystallised, no refund will be made in respect of any Performance Fee paid out at that point even if the NAV of the relevant Share Class subsequently falls below the High Water Mark and/or the Hurdle NAV.

High Water Mark

The High Water Mark represents the highest NAV achieved in respect of a Share Class and is designed to ensure that investors will not be charged a Performance Fee in respect of any Dealing Day on which the NAV is below the highest level achieved. A Hurdle rate (which may be a set percentage or reference to a financial rate or index) will be applied to the High Water Mark in determining the Hurdle NAV. A Performance Fee is only charged where the NAV has increased above both the High Water Mark and the Hurdle NAV.

A High Water Mark cannot be reset downwards except to reflect any distribution that is paid.

So if, at the end of the Crystallisation Period, the NAV has fallen below the High Water Mark, then the High Water Mark will remain unchanged until the relevant Share Class is no longer underperforming (i.e. the High Water Mark for the purpose of calculating the Performance Fee in the new Crystallisation Period will be the relevant High Water Mark as at the date when a Performance Fee was last paid).

No equalisation arrangement

Investors should note that the Sub-Funds do not apply any equalisation in calculation of Performance Fee. That means there is no adjustment of equalisation credit or equalisation losses on an individual Shareholder basis based on the timing the relevant Shareholder subscribes or redeems the relevant shares during a Crystallisation Period. The price at which Shareholders subscribe or redeem Shares at different times during a Crystallisation Period will be affected by the performance of the Sub-Funds (as the subscription price and redemption price will be based on the NAV per Share after accrual of performance fee as calculated in

accordance with the above) and the level of subscriptions and redemptions, which could have a positive or negative effect on the performance fee borne by them.

For instance, a Shareholder will be advantaged if he subscribes to a Sub-Fund during the course of a Crystallisation Period when no Performance Fee is accrued on the subscription day, and redeems prior to the end of such Crystallisation Period when the NAV per Share has increased compared to the subscription price but no Performance Fee is accrued on the redemption day. Thus, no Performance Fee is payable even though he has made a profit.

Likewise, a Shareholder might be disadvantaged if he subscribes to a Sub-Fund when the NAV per Share is below the High Water Mark but above the Hurdle NAV, and then the NAV per Share subsequently increases above the High Water Mark but rises at slower rate than the increase in the Hurdle NAV. In that event a Shareholder could pay a performance fee at the end of a Crystallisation Period or on net redemption whereas the investor's actual NAV performance lagged that of the Hurdle NAV.

Illustration

The following examples are for illustrative purposes only and are intended as an aid to understanding how the Performance Fee will work in practice and cover the impact of fluctuations within two consecutive Crystallisation Periods during a sample two-year period. These examples are not a representation of the actual performance of the Sub-Funds or of the Hurdle NAV.

Please also note the following parameters or assumptions used in the examples below for illustration purposes:

- four valuation points occur in each of the illustrated Crystallisation Periods. In practice, the Sub-Fund is valued on a daily basis;

the Performance Fee percentage is set at 10% of the outperformance of the NAV of the relevant Share Class relative to the Hurdle NAV (subject to the High Water Mark) as in the case of all relevant Sub-Funds which may charge a Performance Fee (save for the Biotechnology Fund and the Pan European Absolute Return Fund where the Performance Fee percentage is 20%).

Crystallisation Period 1

Items.	Valuation Point	1	2	3	4
A.	Current Day NAV	€ 1.0000	€ 1.1000	€ 0.9602	€ 1.0500
B.	Current Day NAV performance (i.e. item A as at the relevant Valuation Point – item G as at the previous Valuation Point)		€ 0.1000	-€ 0.1300	€ 0.0800
	Gross NAV	€ 1.0000	€ 1.1000	€ 0.9700	€ 1.0500
	High Water Mark	€ 1.0000	€ 1.0000	€ 1.0000	€ 1.0000
C.	Hurdle NAV	€ 1.0000	€ 1.0020	€ 0.9990	€ 1.0020
D.	Hurdle NAV performance (i.e. item C as at the relevant Valuation Point – item C as at the previous Valuation Point)		€ 0.0020	-€ 0.0030	€ 0.0030
E.	Outperformance (i.e. item B – item D both as at the relevant Valuation Point)		€ 0.0980	-€ 0.1270	€ 0.0770
F.	Cumulative outperformance (i.e. item E as at the relevant valuation point + item F as at the previous valuation point)		€ 0.0980	-€ 0.0290	€ 0.0480

	Performance Fee based on relative performance (10% of cumulative outperformance)		€ 0.0098	€ 0.0000	€ 0.0048
	Maximum Performance Fee		€ 0.0098	€ 0.0000	€ 0.0048
	Performance Fee accrued		€ 0.0098	€ 0.0000	€ 0.0048
G.	NAV	€ 1.0000	€ 1.0902	€ 0.9700	€ 1.0452

No account is taken of the impact of initial charges in these examples.

Valuation point 1

At the start of the Crystallisation Period, the NAV of the particular Share Class is €1.0000, the Current Day NAV is €1.0000 and the High Water Mark and Hurdle NAV is €1.0000.

Valuation point 2

At valuation point 2, the Current Day NAV has risen to €1.1000, a performance of €0.1000 compared to the NAV at valuation point 1. The Hurdle NAV has increased to €1.0020, a performance of €0.0020 from valuation point 1. The Current Day NAV has outperformed the Hurdle NAV by €0.0980 and a Performance Fee of €0.0098 will be accrued (10% of €0.0980). This Performance Fee is accrued in the Share Class resulting in a NAV of €1.0902. An investor buying Shares at this point will pay €1.0902 per Share.

Valuation point 3

At valuation point 3, the Current Day NAV has fallen by €0.1300 to €0.9602 from a NAV of €1.0902. The Hurdle NAV has fallen €0.0030 from €1.0020 to €0.9990. The Current Day NAV has underperformed the Hurdle NAV at this valuation point by €0.1270 and cumulatively over the Crystallisation Period by €0.0290. As the Share Class has underperformed the Hurdle NAV over the Crystallisation Period, the Performance Fee accrued to this point (€0.0098) is no longer due. This means the NAV will now be €0.9700. Consequently, if an investor subscribes at valuation point 1 or valuation point 2 and redeems at this valuation point, they will receive less than they initially invested but will not have paid any Performance Fee.

Valuation point 4

At valuation point 4, the Current Day NAV has risen to €1.0500, a performance of €0.0800 compared to the NAV at valuation point 3. The Hurdle NAV has risen by €0.0030 from €0.9990 to €1.0020. The Current Day NAV and the Gross NAV have both outperformed the Hurdle NAV by €0.0770 at this valuation point and have both outperformed the Hurdle NAV by €0.0480 over the Crystallisation Period. The total Performance Fee accrued is €0.0048 (10% of €0.0480). As this is the end of the Crystallisation Period the Performance Fee of €0.0048 will be Crystallised and paid to the Investment Manager.

Impact of worked examples on individual investors

If we examine the case of three separate investors, the respective impacts will be as follows:

Investor A

Investor A invested at valuation point 1 and held their Shares throughout the Crystallisation Period.

The Shares acquired by the Investor A at a NAV of €1.0000 will incur a Performance Fee of €0.0048 per Share at valuation point 4 due to the outperformance of €0.0480 in the Current Day NAV above the Hurdle NAV over the Crystallisation Period.

Investor B

Investor B invested at valuation point 1 and sold their Shares at valuation point 2

The Shares acquired by Investor B at a NAV of €1.0000 and sold at a NAV of €1.0902 at valuation point 2 have incurred a total Performance Fee of €0.0098 due to the outperformance of €0.0980 in the Current Day NAV above the Hurdle NAV at this valuation point in the Crystallisation Period. If at this valuation point, there are net redemptions, the accrued Performance Fee in relation to the net redemptions will Crystallise and will be paid to the Investment Manager payable as soon as practicable.

Investor C

Investor C invested at valuation point 3 and held their Shares until valuation point 4

The Shares acquired by Investor C at a NAV of €0.9700 at valuation point 3 have increased in value by €0.0800 to a Current Day NAV of €1.0500 at valuation point 4. However, they will only incur a Performance Fee on the cumulative outperformance over the Crystallisation Period of €0.0480 rather than their actual outperformance received at that valuation point of €0.0770. The Performance Fee paid will be €0.0048 (10% of €0.0480).

High Water Mark and Hurdle NAV Reset

Since valuation point 4 is the end of the Crystallisation Period, the cumulative accrual for the Performance Fee has now Crystallised and the High Water Mark is reset at €1.0452 per Share. The Hurdle NAV is also reset at €1.0452 per Share. The Performance Fee Crystallised at this point will not be refunded even if the NAV of the relevant Share Class falls below the reset High Water Mark and/or Hurdle NAV, although no Performance Fee will be accrued in the new Crystallisation Period until the new Hurdle NAV and the new High Water Mark is exceeded.

Crystallisation Period 2

Items.	Valuation Point	5	6	7	8
A.	Current Day NAV	€ 1.0452	€ 1.2352	€ 1.3212	€ 1.0062
B.	Current Day NAV performance (i.e. item A as at the relevant Valuation Point – item G as at the previous Valuation Point)		€ 0.1900	€ 0.1000	-€ 0.3000
	Gross NAV	€ 1.0452	€ 1.2352	€ 1.3352	€ 1.0352
	High Water Mark	€ 1.0452	€ 1.0452	€ 1.0452	€ 1.0452
C.	Hurdle NAV	€ 1.0452	€ 1.0952	€ 0.9952	€ 0.8952
D.	Hurdle NAV performance (i.e. item C as at the relevant Valuation Point – item C as at the previous Valuation Point)		€ 0.0500	-€ 0.1000	-€ 0.1000
E.	Outperformance (i.e. item B – item D both as at the relevant Valuation Point)		€ 0.1400	€ 0.2000	-€ 0.2000
F.	Cumulative outperformance (i.e. item E as at the relevant valuation point + item F as at the previous valuation point)		€ 0.1400	€ 0.3400	€ 0.1400
	Performance Fee based on relative performance (10% of cumulative outperformance)		€ 0.0140	€ 0.0340	€ 0.0140
	Maximum Performance Fee		€ 0.0140	€ 0.0290	€ 0.0000
	Performance Fee accrued		€ 0.0140	€ 0.0290	€ 0.0000
G.	NAV	€ 1.0452	€ 1.2212	€ 1.3062	€ 1.0352

Valuation point 5

At valuation point 5, which is immediately after valuation point 4, the NAV of the particular Share Class is €1.0452 and the High Water Mark and Hurdle NAV have been reset to €1.0452 per Share.

Valuation point 6

At valuation point 6, the Current Day NAV has risen to €1.2352, a performance of €0.1900 compared to the NAV at valuation point 5. The Hurdle NAV has increased by €0.05 to €1.0952 from valuation point 5. The Current Day NAV has outperformed the Hurdle NAV by €0.1400 and a Performance Fee of €0.0140 will be accrued (10% of €0.1400). This Performance Fee is accrued in the Share Class resulting in a NAV of €1.2212. An investor buying Shares at this point will pay €1.2212 per Share.

Valuation point 7

At valuation point 7, the Current Day NAV has risen by €0.1000 to €1.3212 from a NAV of €1.2212. The Hurdle NAV has fallen €0.1000 to €0.9952 and is now below the High Water Mark. On a relative basis the Current Day NAV has outperformed the Hurdle NAV at this valuation point by €0.2000 and by €0.3400 over the Crystallisation Period. As the Hurdle NAV is now below the High Water Mark, the maximum Performance Fee calculation is now applicable. The maximum Performance Fee calculation will ensure that the Performance Fee is based on the positive return of the Gross NAV over the High Water Mark only. The maximum Performance Fee in this case is the Gross NAV minus the High Water Mark multiplied by 10%. The Performance Fee accrued for this valuation point will be €0.0290 (€1.3352 minus €1.0452 multiplied by 10%). This Performance Fee is accrued in the Share Class resulting in a NAV of €1.3062.

Valuation point 8

At valuation point 8 the Current Day NAV has fallen by €0.3000 to €1.0062 from a NAV of €1.3062. The Hurdle NAV has fallen by €0.1000 to €0.8952. The Current Day NAV has underperformed the Hurdle NAV by €0.2000 at the valuation point and has outperformed the Hurdle NAV by €0.1400 over the Crystallisation Period. Although the Current Day NAV and Gross NAV have outperformed the Hurdle NAV over the Crystallisation Period, the Gross NAV is under the High Water Mark and a Performance Fee will not be paid.

Impact of worked examples on individual investors

If we examine the case of three separate investors the respective impacts would be as follows:

Investor D

Investor D held their Shares throughout the Crystallisation Period.

The NAV of the Shares held by Investor D was €1.0452 at the beginning of the Crystallisation Period and the Gross NAV was €1.0352 at the end of the Crystallisation Period. As the Gross NAV is under the High Water Mark of €1.0452, no performance fee is payable.

No Performance Fee is therefore payable in respect of this Crystallisation Period as illustrated in valuation point 8 above. Accordingly, Investor D will not have paid a Performance Fee.

Investor E

Investor E invested at valuation point 6 and sold their Shares at valuation point 7

The Shares acquired by Investor E at €1.2212 per Share at valuation point 6 and sold at €1.3062 per Share at valuation point 7 will see the increase of the Performance Fee accrual from €0.0140 per Share (as it was at valuation point 6) to €0.0290 per Share. If on this valuation point, there are net redemptions, the accrued Performance Fee in relation to the net redemptions will Crystallise and will be paid to the Investment Manager payable as soon as practicable.

Investor F

Investor F also invested at valuation point 6 and held their Shares until valuation point 8.

The NAV of the Shares acquired by Investor F was €1.2212 at valuation point 6 and the Gross NAV was €1.0352 at the end of the Crystallisation Period. As the Gross NAV is under the High Water Mark of €1.0452, no performance fee is payable.

No Performance Fee is therefore payable in respect of this Crystallisation Period as illustrated in valuation point 8 above. Accordingly, Investor F will not have paid a Performance Fee.

Further Information

The above examples are for illustrative purposes only and attempt to demonstrate the Performance Fee methodology that would be used during a sample 2-year period assuming that net redemption / subscription levels are not large. Large purchases and redemptions can cause distortions to the Performance Fee accrual. The Investment Manager may choose to use certain techniques to avoid material distortions. The examples set out above are not a representation of the actual performance of a Sub-Fund or the relevant Share Class.

6.2: A dilution adjustment may be reflected in the buying price and the selling price of a Share for such sum as may represent the percentage estimate of costs and expenses which may be incurred by the relevant Sub-Fund under certain conditions. Also known as swing pricing.

Please refer to the paragraphs on 'Anti-Dilution Measures' and 'Swing Pricing' under the section 'Buying, Redeeming and Switching Shares' of the Luxembourg Prospectus for further information.

7. RISK FACTORS

Performance risk: The value of the Shares in any Sub-Fund and the income from them can fall as well as rise and you may not realise the value of your initial investment. You should consider and satisfy yourselves as to the risks of investing in any of the Sub-Funds, the Directors cannot guarantee the extent to which the investment objectives will be achieved.

Currency/foreign exchange risk: An investment in the Shares of any Sub-Fund may entail exchange rate risks, as the Shares may be denominated in a currency other than the Singapore Dollar and the underlying assets of the Sub-Fund may be denominated in a currency or currencies other than the currency of denomination of the Shares.

Hedging risk: The Investment Manager reserves the discretion to hedge the foreign currency exposure of a Sub-Fund either fully, partially or not at all. The use of hedging instruments involves certain special risks including dependence on the Investment Manager's ability to accurately predict price movements of derivative instruments and the related investments being hedged, and imperfect correlation between the hedging instruments and the investment assets being hedged. Such techniques may have the effect of limiting or reducing the total returns to the Sub-Fund if the Investment Manager's expectations concerning future events or market conditions prove to be incorrect. It may also increase the costs to the Sub-Fund and could result in losses greater than if the hedging had not been used.

Risk to Capital Growth: In respect of Distribution Shares, where the generation of income has a higher priority than growth of capital, the relevant Fund may distribute not only gross income, but also net realised and unrealised capital gains and, in the case of a number of limited Share Classes only, capital, subject to the minimum capital requirement imposed by law. You should note that the distribution of dividends in this manner may result in capital erosion and a reduction in the potential for long-term capital growth.

Concentration risk: Investing in companies that are in similar businesses may be more susceptible to any single economic market, political or regulatory occurrence affecting that industry or group of industries. The performance of any Sub-Fund, having its investments focus in a particular industry or sector, may be more volatile than a fund that does not concentrate its investments.

Share Class hedging risk: In respect of Sub-Funds currently offering Hedged Share Classes, please refer to the heading "Funds offering Hedged Share Classes" under the "Specific risk considerations applicable to certain Funds" in the Luxembourg Prospectus for more information on the risks involved.

Risk associated with investing in OTC or off-exchange markets: Investment in OTC markets is speculative and is relatively illiquid and hence is subject to high volatility. OTC investment's valuation may be difficult to obtain as reliable information of the issuers and the risks associated to the issuers' business may not be publicly available. OTC derivatives may have the risk of incorrectly valuing or pricing and they may not fully correlate with the underlying assets, interest rates or indices as many derivatives are complex and frequently valued subjectively. Inappropriate valuations can result in higher cash payment requirements in relation to counterparties or in a loss of value for the relevant Sub-Fund. A direct or parallel relationship between an OTC

derivative and the value of the underlying assets, interest rates or indices from which it is derived may not always exist.

Investment in OTC markets also exposes the relevant Sub-Fund to the credit of its counterparties and their ability to satisfy the terms of such OTC contracts. If a counterparty is bankrupt or insolvent, the relevant Sub-Fund could experience delays in liquidating the position and significant losses, including declines in the value of its OTC investment during the period in which the Investment Manager seeks to enforce its rights, inability to realise any gains on its OTC investment during such period and fees and expenses incurred in enforcing its rights.

Risk associated with investments in Eurozone (i.e. countries having adopted the Euro as their national currency in the member state of the European Monetary Union): Sub-Funds investing in companies in the Eurozone may carry more risk in light of fiscal conditions and concerns over sovereign risk. Potential scenarios could include, but not limited to, the downgrading of the credit rating of a European country, the default or bankruptcy of one or more sovereigns within the Eurozone, or the departure of some, or all, relevant EU Member States from the Eurozone, or any combination of the above or other economic or political events. These may lead to the partial or full break-up of the Eurozone, with the result that the Euro may no longer be a valid trading currency. These uncertainties may cause increased volatility, liquidity, price and foreign exchange risk associated with investments within the Eurozone countries and may adversely impact the performance and value of the relevant Sub-Fund.

Risks associated with Brexit: The United Kingdom (the “UK”) formally left the European Union (the “EU”) on 31 January 2020 and entered into a transition period which lasted until 31 December 2020. The extent of the impact will depend in part on the nature of the arrangements that are being put in place between the UK and the EU following the Brexit deal and the extent to which the UK continues to apply laws that are based on EU legislation.

The longer term process to implement the political, economic and legal framework between the UK and the EU is likely to lead to continuing uncertainty and periods of exacerbated volatility in both the UK and in wider European markets.

Currency volatility resulting from this uncertainty may mean that the returns of the relevant Sub-Funds and their investments are adversely affected by market movements, potential decline in the value of the British Pound and/or Euro, and any downgrading of United Kingdom sovereign credit rating. This may also make it more difficult, or more expensive, for the relevant Sub-Funds to execute prudent currency hedging policies.

This mid to long term uncertainty may have an adverse effect on the economy generally and on the ability of relevant Sub-Funds and their investments to execute their respective strategies and to receive attractive returns, and may also result in increased costs to the relevant Sub-Funds.

Risk associated with securities lending: The Sub-Funds may lend its portfolio securities to financial institutions and expose to the risk that the borrower defaults and fails to return the borrowed securities. The loaned securities may be secured by cash collateral that may be reinvested and may incur losses or underperforms relative to other investment options. Parties in a securities lending transaction may fail to comply, either inadvertently or purposely, with either contractual covenants or laws and regulations governing securities lending activities. There are also operational issues including market or exchange problems, miscommunication between lenders and borrowers regarding the terms of transactions between them, failed reconciliations, missed record dates, incorrect tax entitlements, etc.

You should note that profits originating from the reinvestment of cash collateral and from the securities lending transactions are split between the securities lending agent and the Fund in accordance with common market practice. The part of the profits allocated to the securities lending agent will constitute a part of the remuneration of the securities lending agent.

Sub-Funds investing in China securities: For Sub-Funds that may invest in China securities, including China A-Shares and China onshore bonds, other than risks involved in emerging market investments contained under the heading “Specific risk considerations applicable to certain Funds” in the Section “Investment and Risk Considerations” of the Luxembourg Prospectus, you should also refer to the additional disclosures and specific risks set out under “Funds investing in China securities”, “Risks relating to China A-Shares market”, “Risks relating to the Stock Connect Programs”, “Risks relating to Funds that may invest in companies listed

on the STAR Board of the SSE through the Stock Connect Program” and “Risks relating to the Bond Connect Program” contained under the heading “Specific risk considerations applicable to certain Funds” in the Section “Investment and Risk Considerations” of the Luxembourg Prospectus.

Sustainability Risk

A sustainability risk means an environmental, social or governance event or condition that, if it occurs, could cause an actual or potential material negative impact on the value of the investment. To the extent that ESG factors (including the six environmental objectives prescribed by the Taxonomy Regulation: climate change mitigation, climate change adaptation, the sustainable use and protection of water and marine resources, the transition to a circular economy, pollution prevention and control and the protection and restoration of biodiversity and ecosystems) represent material risks and/or opportunities to maximising long-term risk-adjusted returns, they will be considered as part of the Investment Manager’s investment decision making.

When considering an investment for the relevant Sub-Fund, the Investment Manager may analyse a range of factors or utilise tools as deemed relevant by the Investment Manager, such as:

- (A) An issuer’s alignment with international commitments, for example, the Paris Agreement adopted under the United Nations Framework Convention on Climate Change and the UN 2030 Agenda for Sustainable Development which recognise the significant changes required across the corporate and public sectors. The efforts of governments, central banks, regulators and various private sector industry initiatives to promote this shift, including incentivising investment in sustainable companies, alongside growing customer and societal demand for sustainable business may lead to enhanced long-term returns for companies that are better aligned with the ESG factors than their peers; and the Investment Manager’s investment approach recognises this.
- (B) The Investment Manager employs fundamental security analysis while taking a long-term view and seeks to identify companies differentiated by their sustainable competitive advantage, strong earnings potential and shareholder-friendly management teams. As part of its investment process, the Investment Manager aims to understand the principal drivers of company performance and the associated risks.
- (C) In addition to proprietary analysis, external research and data on company environmental performance and controversial business activities is used to assist the Investment Manager in assessing adverse impacts and may filter into investment decisions.
- (D) Through management engagement, the Investment Manager may seek to explore improvements in reporting, environmental performance and strategic positioning in relation to key sustainability trends such as the transition to a circular economy. While management engagement is the preferred tool for examining improved ESG performance, divestment is also an option.

The Investment Manager may challenge an investee company’s commitment to improve on ESG factors in management engagements, where appropriate and considered to be effective. As part of this, an important responsibility of the Investment Manager as a long-term investor is to encourage new and existing companies to make lasting investments in reducing waste, improving efficiency and environmental technology aimed at driving future sustainable returns.

The likely impacts of sustainability risks on the returns of the relevant Sub-Fund

While the analysis of ESG factors is an integral component across the Investment Manager’s investment capabilities and one of a number of inputs to the selection of investments and portfolio construction, the investment process of the Investment Manager is primarily designed to maximise long-term risk-adjusted returns for Investors. Therefore, in managing the relevant Sub-Fund, the Investment Manager does not maximise portfolio alignment with sustainability risks as a separate goal in its own right nor does it precisely attribute the impact of ESG factors on returns for the relevant Sub-Fund.

Sustainability Risk Policy ("Policy")

The Policy can be found incorporated within Janus Henderson's "ESG Investment Policy" in the "About Us – Environmental, Social and Governance (ESG)" section of the website at www.janushenderson.com.

Sustainable investment risks: For Sub-Funds that follow a sustainable investment approach, they are subject to the following associated risks:

Concentration risk

The relevant Sub-Fund may be overweight and/or underweight in certain sectors and thus perform differently than funds that have a similar objective but which do not integrate sustainable investment criteria when selecting securities.

Subjective judgment in investment selection

In pursuing the sustainable investment approach, the Investment Manager integrates certain environmental and social sustainability themes into the investment selection process, which involves analysis of potential investment based on certain "sustainability factors". Such assessment by the Investment Manager is subjective in nature and therefore it is possible that the Investment Manager may not apply the relevant sustainable investment criteria correctly which may lead to the relevant Sub-Fund foregoing investment opportunities or investing in securities which do not meet the relevant sustainability criteria.

Exclusion risk

The use of environmental and social criteria may affect the relevant Sub-Fund's investment performance and, as such, the Sub-Fund may perform differently compared to similar funds that do not use such criteria. Environmental and social exclusion criteria used in the Sub-Fund's investment strategy may result in the Sub-Fund foregoing opportunities to buy certain securities when it might otherwise be advantageous to do so, and/or selling securities due to their environmental and social characteristics when it might be disadvantageous to do so.

Reliance on corporate data or third-party information

When assessing a potential investment based on the relevant Sub-Fund's sustainability criteria, the Investment Manager is dependent upon information and data from the security issuer and/or third-parties (which may include providers for research, reports, screening, ratings and/or analysis such as index providers and consultants). Such information or data may be incomplete, inaccurate or inconsistent. The lack of a standardized taxonomy may also affect the Investment Manager's ability to measure and assess the environment and social impact of a potential investment.

Change in nature of investments

The Investment Manager may have to sell a security held by the relevant Sub-Fund at a disadvantageous price in the event the business nature of the security issuer changes such that it no longer meets the Sub-Fund's sustainability criteria.

Risks relating to Real Estate Investment Trusts ("REITs"): Sub-Funds that invest in REITs and other companies or funds engaged in property investment, involve risks above those associated with investing directly in property. In particular, REITs may be subject to less strict regulation than the Sub-Funds themselves and may experience greater volatility than their underlying assets.

Pandemic Risk: A pandemic is defined as a health epidemic/outbreak of contagious disease occurring worldwide, or over a very wide area, crossing international boundaries and usually affecting vast numbers of the global population. Pandemics potentially represent a significant shock to the global financial markets, where the financial impact is multifaceted, ambiguous and could lead to economic recession. For example, outbreaks may result in restrictions on travel and public transport and prolonged closures of workplaces which may have a material adverse effect on the regional or national economies which have imposed such restrictions and which, in turn, may have a wider impact on the global economy. Accordingly, a significant outbreak of a health epidemic/pandemic or contagious disease could result in a widespread health crisis and restrict the level of business activity in affected areas, which may in turn give rise to significant costs to the Sub-Funds and adversely affect the Sub-Funds' business and financial results.

Pandemics may result in severe repercussions for the global economy, such as increased volatility, significant spikes and sharp falls in asset prices, market disruption, increased geopolitical risk, resource constraints, and illiquidity. It is also impossible to predict with certainty what additional interim or permanent governmental policies or restrictions may be imposed on the markets and / or the effect of such policies or restrictions on the ability of any Sub-Fund to implement its investment objective / investment policy. As such, a Sub-Fund may incur major losses as a result.

Funds Investing in Special Purpose Acquisition Companies ("SPACs")

The following are specific risks concerning SPACs that Investors should understand before investing in a Sub-Fund:

Dilution risk

Due to the structure of a SPAC there is inherent risk that the relevant Sub-Fund's level of ownership may drop significantly due to a number of factors;

- The payment of the sponsors' fees in shares
- The exercise of warrants issued as part of the IPO
- The issue of equity in relation to the financing of the acquisition.

Lack of transparency

The level of transparency provided in disclosures to SPAC investors is limited as the SPAC has no operations or history, therefore there is no historical financial information available, and the risk factors are typically limited and generic in nature, particularly where the acquisition strategy is more broadly defined. Disclosures primarily consist of a summary of the SPAC's acquisition strategy and criteria, its capital structure, the biographies of the directors and officers, and the terms of the underwriting arrangements.

As regards the third stage (i.e. the acquisition of the target company), it is possible that no approved prospectus will be published in relation to the business combination unless required under the local law. In such a case there will be limited insight into actual underlying investments following the acquisition, as opposed to traditional listed companies whose prospectus is screened by the National Supervisory Authorities, before being admitted to trading on a regulated market.

Incentives for sponsors

Due to lack of transparency of the SPAC prospectus, it might not be clear whether the sponsors are unproportionally or unfairly compensated, from the funds collected from the investors in SPACs.

Underwriting costs

Due to lack of transparency of the SPAC prospectus, it might be hard to estimate if the costs of underwriting fees are borne fairly by SPAC redeeming investors and remaining investors.

For more specific risks concerning SPACs please refer to the sub-heading "Funds Investing in Special Purpose Acquisition Companies ("SPACs")" under the heading "Specific Risk Considerations Applicable to Certain Funds in the Section "Investment and Risk Considerations" of the Luxembourg Prospectus.

The general risk factors applicable to the Sub-Funds are contained under the heading "General Risk Considerations Applicable to All Funds" in the Section "Investment and Risk Considerations" of the Luxembourg Prospectus while the specific risk factors applicable can be found under the heading "Specific Risk Considerations Applicable to Certain Funds" in the same section.

8. SUBSCRIPTION FOR SHARES

8.1: Subscription Procedure

You may apply for Shares using relevant the Application Forms through any authorised agent or distributor or any other sales channels, if applicable. There should be enclosed with the Application Form a certified copy of the identity card or passport of the applicant, in the case of natural persons, or a certified copy of the articles of incorporation and extract of the register of companies (or similar documents) in the case of a legal entity.

The Fund reserves the right to reject or scale down as it sees fit at its discretion any application in whole or in part.

The Fund will accept subscriptions only in the Base Currency as set out in paragraph 2.1 of this Singapore Prospectus or in the currency of any other Unhedged Share Class or Hedged Share Class. For any unhedged Share Class of Share, a currency conversion to the Base Currency will take place on subscription, redemption, switching and distributions at prevailing exchange rates. The value of any share expressed in a non base currency which is unhedged will be subject to exchange rate risk in relation to the Base Currency.

Where the appropriate additional hedged and/or unhedged Share Classes are not available for offer in Singapore in relation to a Sub-Fund, Shares may also be bought in any major currency accepted by the Singapore Representative at the discretion of the Fund.

However, if the currency of investment is different from the currency of denomination of the relevant Share Class for each Sub-Fund, then the necessary currency conversion will be arranged on behalf, and at the risk and expense, of the applicant.

Subscriptions using Supplementary Retirement Scheme (“SRS”) monies are currently available through certain Singapore distributors only. You should contact the relevant Singapore distributors to check on the availability of such subscriptions. If you intend to purchase Shares using monies in your SRS account, you should instruct the relevant SRS operator bank for monies to be withdrawn from your SRS account to pay for the Shares. If cleared monies from your SRS account are not received in respect of your application for Shares, your application will be deemed to be rejected.

Applicants do not have rights of cancellation of the deal, but may redeem/sell back their shares to the Fund with associated costs.

8.2: Minimum Initial Subscription Amount and Minimum Subsequent Subscription

The minimum initial subscription and minimum subsequent subscription for Shares in the Base Currency of, or currency of any applicable Hedged or Unhedged Share Class in respect of, the relevant Sub-Fund, are as follows:

	USD	€	GBP	JPY	SGD	AUD
Minimum initial subscription	2,500	2,500	1,500	350,000	2,500	2,500
Minimum subsequent subscription	500	500	300	75,000	500	500

Any currencies marked that are not mentioned in the table above may be available at the discretion of the Directors. If Share Classes are issued in currencies other than those specifically mentioned, the minimum initial subsequent investment is the rounded equivalent in the relevant currency of the € amounts mentioned above. These minima may be waived for reasons including but not limited to facilitating investments in regular savings schemes. Shares will be issued to three decimal places.

8.3: Dealing Deadline and Pricing Basis

Shares of the Sub-Funds are issued on a forward pricing basis and the purchase price of Shares will not be ascertainable at the time of application. In purchasing Shares, applicants pay a fixed amount of money, e.g., USD2,500, which will buy the applicant the number of Shares obtained by dividing USD2,500 by the purchase price per Share (exclusive of any initial charge) when it has been ascertained later. The purchase price of Shares of any Sub-Fund will vary from day to day in line with the net asset value of that Sub-Fund.

Applications for Shares of any Sub-Fund made to the Fund before the Dealing Cut-Off (as defined in the Luxembourg Prospectus) on any Singapore Business Day (being a day on which the banks in Singapore are open for business) which is also a Dealing Day (as defined in the Luxembourg Prospectus), will be dealt with on that Singapore Business Day. Applications received after the Dealing Cut-Off or on a Singapore Business Day which is not a Dealing Day will be dealt with on the next Dealing Day.

Distributors in Singapore may impose their own more restrictive dealing deadlines. Please contact your distributor in Singapore to confirm details of the dealing deadline imposed by your relevant distributor.

Shares are allocated at the purchase price per Share calculated at 1.00 p.m. CET, and, for the Biotechnology Fund, Global Sustainable Equity Fund, Global Property Equities Fund, the Global Technology Leaders Fund and the Global High Yield Bond Fund, at 4.00 p.m. CET, on the relevant Dealing Day using the latest available prices of assets.

The purchase price per Share is calculated based on the net asset value of Shares of the relevant Sub-Fund expressed in the Base Currency, calculated by the Administrator on each Valuation Point. The net asset value for each Sub-Fund is calculated by determining the value of the assets of the relevant Sub-Fund, including accrued income, and deducting all liabilities (including all fees and charges), and dividing the resultant sum by the total number of Shares in the relevant Sub-Fund in issue or allotted at that time, (the resulting amount being rounded to the nearest two or more decimal places) to give the net asset value per Share of the Sub-Fund.

A dilution adjustment may be reflected in the buying price and the selling price of a Share for such sum as may represent the percentage estimate of costs and expenses which may be incurred by the relevant Sub-Fund under certain conditions. Please refer to information under the paragraphs 'Anti-Dilution Measures' and 'Swing Pricing' under the section 'Buying, Redeeming and Switching Shares' of the Luxembourg Prospectus for further information.

Details of how the net asset value of the Shares of each Sub-Fund and the method of valuation used are set out under the headings "Calculation of Net Asset Value and price per share" and "Valuation Principles" in the Section "Buying, Redeeming and Switching Shares" of the Luxembourg Prospectus. Shares will be issued to three decimal places.

8.4: Numerical Example of How Shares are Allotted*

The number of Class A Shares or Class S allotted for a total investment amount of USD2,500.00 at the net asset value per Share of USD10.00 (assuming an initial charge of 5%) is calculated as follows.

e.g.	USD2,500.00	-	USD125.00	=	USD2,375.00
	Total investment amount		Initial charge (5%)		Investment Amount
	USD2,375.00	/	USD10.00	=	237.500 Shares
	Investment amount		Purchase price (Net asset value per Share)		Number of Shares allotted

****Please note that certain Sub-Funds or classes being offered in Singapore may not be denominated in USD and may be denominated in a different currency. Please refer to paragraphs 2.1 and 8.1 for the Base Currency of each Sub-Fund and the currency of any Hedged or Unhedged Share Class. In respect of the relevant minimum initial subscription amounts for each Sub-Fund, please refer to paragraph 8.2 above for details.***

*****You should note that the above example is purely hypothetical and is not a forecast or indication of any expectation of performance of the Sub-Funds. The above example is to illustrate how the Shares will be allotted.***

8.5: Contract Notes

Contract notes will normally be sent to you within ten Singapore Business Days from the date of issue of Units. The contract note will provide full details of the transaction.

8.6: Compulsory Redemption

Should the net asset value of any Sub-Fund fall below USD 25 million, or the Directors deem it appropriate because it is in the interest of the shareholders, or because of changes in the economic or political situation affecting the relevant Sub-Fund, the Directors may liquidate that Sub-Fund by redeeming all (but not some) of the Shares of that Sub-Fund, on the next Dealing Day, and following the expiry of such period of notice or, after giving thirty days' prior notice to the Shareholders of that Sub-Fund, divide that Sub-Fund into two or more Sub-Funds. If such a division falls under the definition of a merger as provided for in Article 41 (1) of the

law of 17 December 2010 regarding undertakings for collective investment or any legislative replacements or amendments thereof (the “**2010 Law**”), the provisions hereunder with respect to Sub-Fund mergers shall apply.

For further details, please refer to information under the heading “Liquidation, Merger and De-Merger of Funds and Share Classes” and in the Section “Further Information” of the Luxembourg Prospectus.

8.7: Regular Savings Plan

Authorised distributors may, at their discretion, allow you to invest in Shares of a Sub-Fund by way of a regular savings plan (“**RSP**”). You should check with the relevant authorised distributors on whether any such RSP is offered and the terms and conditions on which such RSP may be offered.

You may stop your subscription into the RSP, without suffering any penalty, by giving written notice to the relevant authorised distributor as may be required by that authorised Singapore distributor provided that the requisite notice period is not longer than the period between your regular subscriptions.

9. REDEMPTION OF SHARES

9.1: Redemption Orders and Redemption Procedure

Redemption for Shares may be made on relevant redemption forms through any authorised agent or distributor or any other sales channels, if applicable. The redemption order must contain the number, or value (in the currency in which the relevant Shares were initially subscribed), of Shares to be redeemed, the Sub-Fund of Shares to be redeemed, the sub-class of Shares to be redeemed, and the name in which the Shares are registered.

If redemption proceeds are to be paid in any currency other than the currency of denomination the Share Class, the currency conversion of such redemption proceeds will be undertaken by the relevant authorised distributors of the Sub-Fund at applicable rates of exchange and you will have to bear the costs of such exchange.

9.2: Minimum Holding Amount

You may redeem all or part of your holding, provided that, if the request would reduce a holding in a Sub-Fund to a value of less than USD2,500, €2,500, GBP1,500, JPY 350,000, SGD2,500 or AUD2,500, such request will be treated as a request to redeem your entire Shareholding, unless the Fund otherwise determines. For the avoidance of doubt, there is no minimum redemption amount. These minima may be waived for reasons including but not limited to facilitating investments in regular savings schemes.

9.3: Dealing Deadline and Pricing Basis

Shares of the Sub-Funds are issued on a forward pricing basis and the redemption price of Shares will not be ascertainable at the time of request for redemption. The redemption proceeds will be calculated by multiplying the number of shares to be redeemed by the redemption price per Share when it has been ascertained later and then deducting any applicable trading fee. The redemption price of Shares of any Sub-Fund will vary from day to day in line with the net asset value of that Sub-Fund.

Requests for redemption of Shares of any Sub-Fund made to the Fund before the Dealing Cut-Off (as defined in the Luxembourg Prospectus) on any Singapore Business Day (being a day on which the banks in Singapore are open for business) which is also a Dealing Day (as defined in the Luxembourg Prospectus), will be dealt with on that Singapore Business Day. Requests for redemption of Shares received after the Dealing Cut-Off or on a Singapore Business Day which is not a Dealing Day will be dealt with on the next Dealing Day. This is subject to the circumstances described under the heading “Possible Deferral or Suspension of Redemptions” in the Section “Buying, Redeeming and Switching Shares” of the Luxembourg Prospectus.

Shares are redeemed at the redemption price per Share calculated at 1.00 p.m. CET, and, for the Biotechnology Fund, Global Sustainable Equity Fund, Global Property Equities Fund, the Global Technology Leaders Fund and the Global High Yield Bond Fund at 4.00 p.m. CET, on the relevant Dealing Day using the latest available prices of assets.

The redemption price per Share is calculated based on the net asset value of Shares of the relevant Sub-Fund expressed in the Base Currency, calculated by the Administrator on each Dealing Day. The net asset value for each Sub-Fund is calculated by determining the value of the assets of the relevant Sub-Fund, including

accrued income, and deducting all liabilities (including all fees and charges), and dividing the resultant sum by the total number of Shares in the relevant Sub-Fund in issue or allotted at that time, (the resulting amount being rounded to the nearest two or more decimal places) to give the net asset value per Share of the Sub-Fund.

Details of how the net asset value of the Shares of each Sub-Fund and the method of valuation used are set out under the headings “Calculation of Net Asset Value and price per share” and “Valuation Principles” in the Section “Buying, Redeeming and Switching Shares” of the Luxembourg Prospectus.

9.4: Numerical examples of calculation of redemption proceeds

e.g.	1,000 Shares Redemption request	x	USD10.01* Net asset value	=	USD10,010.00 Redemption Proceeds
			OR		
e.g.	1,000 Shares Redemption request	x	USD9.50* Net asset value	=	USD9,500.00 Redemption Proceeds

* For illustrative purposes only. The redemption price depends on the net asset value at the relevant time and may be above or below the original purchase price. ***Please note that certain Sub-Funds or classes being offered in Singapore may not be denominated in USD and may be denominated in a different currency. Please refer to paragraphs 2.1 and 8.1 for the Base Currency of each Sub-Fund and the currency of any Hedged or Unhedged Share Class in respect of a Sub-Fund.***

You should note that a trading fee of up to 1% of the gross amount being redeemed may be imposed if Class A Shares or Class S Shares are redeemed within 90 calendar days of your purchase.

9.5: Payment of Redemption Proceeds

Contract notes will normally be sent out within ten Singapore Business Days of receipt and acceptance of the redemption form.

Redemption proceeds will normally be paid in the currency in which the relevant Shares were initially subscribed (unless otherwise specifically requested) within ten Singapore Business Days.

If you had purchased your Shares with SRS monies, your redemption proceeds will be paid to you by transferring the proceeds to the relevant bank for credit to your SRS account or otherwise in accordance with the provisions of any applicable law, regulations or guidelines. Where your SRS account has been closed, your redemption proceeds will be paid to you in accordance with the provisions of any applicable law, regulations or guidelines.

10. SWITCHING BETWEEN SUB-FUNDS

You may switch all or part of your Shares from one or more of the Sub-Funds into the same Class of one or more of the other Sub-Funds available in Singapore on any Dealing Day (subject to the minimum limits set out in paragraph 9.2.)

Orders may be placed in the same manner as applications for subscription of Shares. You must provide details of the number of Shares to be switched, the Class and sub-class of Shares to be switched, the names of the relevant Sub-Funds and the name under which the Shares are registered.

The applicable Dealing Day for a switch order will be determined in the same manner as for applications for subscription of Shares.

The minimum amount that may be switched in respect of a Sub-Fund is USD2,500, €2,500, GBP 1,500, JPY 350,000, SGD 2,500 or AUD2,500, or 250 Shares, whichever value is the smaller. If an order relates to only a part of your holding in a Sub-Fund, the minimum amount of your holding in that Sub-Fund following the switch must be USD2,500, €2,500, GBP1,500, JPY 350,000, SGD2,500 or AUD2,500. These minima may be waived

for reasons including but not limited to facilitating investments in regular savings schemes. A switching charge of up to 1% of the gross amount being switched may be levied at the Principal Distributor's discretion.

Other currencies may be available at the discretion of the Directors. If Share Classes are issued in currencies other than those specifically mentioned, the minimum initial subscription and minimum subsequent investment is the rounded equivalent in the relevant currency of the € amounts mentioned above.

If, as a result of a partial switch of Shares, the value of your remaining Shares falls below the relevant minimum level for that Sub-Fund, the Fund may require that these Shares be switched or redeemed.

Switching between two Sub-Funds which do not have the same Base Currency or between two Share Classes denominated in different currencies or switching into and out of Share Classes that are not denominated in the Base Currency of the relevant Sub-Funds requires foreign currency transactions. While the foreign currency exchanges are being performed, you may be exposed to a short-term risk of foreign exchange fluctuation.

11. OBTAINING PRICE INFORMATION

The last available net asset value of the Shares of all the relevant Sub-Funds for the relevant Dealing Day can be obtained from the website www.janushenderson.com/sg two days after that Dealing Day. In addition, the Directors of the Fund may, in its discretion, decide to issue unhedged Share Class prices and/or indicative prices for each Sub-Fund in the relevant currency of the Class. For Shares in the relevant Sub-Fund, prices may also be made available in Euro, Sterling, US Dollar or Singapore Dollar hedged Share Classes or such other currencies as the Directors of Janus Henderson Horizon may determine from time to time. Where a Hedged Share Class is available, it will be expressed with the pre-fix "H" and described, for instance as Class A HEUR, Class A HGBP, Class A HUSD, Class A HSGD, Class A HSEK, Class A HCHF etcetera. The Hedged Share Classes will similarly be offered at a price based on their Net Asset Value plus, if applicable, an initial charge.

12. SUSPENSION OF THE CALCULATION OF THE NET ASSET VALUE AND ISSUE, ALLOCATION, CONVERSION, REDEMPTION AND REPURCHASE OF SHARES

The Fund may, under the Articles of Incorporation, suspend the determination of the net asset value of the Shares of any particular Sub-Fund and the issue, redemption and switch of such Shares in the circumstances described under the heading "Possible Deferral or Suspension of Redemptions" in the Section "Buying, Redeeming and Switching Shares" of the Luxembourg Prospectus. If total requests for redemptions (including switches) on any Dealing Day when aggregated with redemption requests received on the earlier Dealing Days in the same week, are received in respect of a number of Shares of any Sub-Fund which exceed 10% of the total number of Shares of that Sub-Fund outstanding at the start of that week, the Directors are entitled to defer any redemption request in whole or in part, so that the 10% level is not exceeded. Any redemption requests in respect of the relevant Dealing Day so reduced will be effected in priority to subsequent redemption requests received on the succeeding Dealing Days, subject always to the 10% limit. The limitation will be applied pro rata to all Shareholders who have requested redemptions to be effected on or as at such Dealing Day so that the proportion redeemed of each holding so requested is the same for all such Shareholders. These limits will be used only at times when realising assets of a Sub-Fund to meet unusually heavy redemption requirements would create a liquidity constraint to the detriment of Shareholders remaining within the Sub-Fund.

13. LIQUIDITY RISK MANAGEMENT

The Fund operates a liquidity risk management policy which identifies, monitors and manages liquidity risks. It takes into account the investment strategy; the liquidity profile; the redemption policy and the dealing frequency to ensure that the liquidity profile of the underlying assets of each Sub-Fund will facilitate compliance with such Sub-Fund's obligation to meet redemption requests under normal and exceptional market conditions, and to seek to achieve fair treatment and transparency for all Investors.

In summary, the Fund's liquidity risk management policy includes the following aspects:

- Review of how liquid each Sub-Fund's portfolio is on an ongoing basis and regular assessment of its ongoing liquidity needs including an assessment of whether the subscription and redemption arrangement are appropriate to the relevant Sub-Fund's strategy;
- Regular and ongoing scenario modelling and stress testing to ensure that the Sub-Fund's position can withstand changes in market conditions and inform investment decisions. This includes extreme scenario testing. Normally the stress testing is performed on a quarterly basis but in times of adverse market conditions or during the period where there are large redemption requests, the stress tests will be performed more frequently, if necessary;
- Sub-Fund liquidity is systematically modelled making prudent, but realistic, assumptions of how much of each security could be sold in any one time period. For each Sub-Fund, regardless of its underlying assets, this information is then aggregated up to give a broad picture of the liquidity path a portfolio would take were it to be sold as fast as possible, but with minimal market impact. This allows the Sub-Funds to be broken up by liquidity exposure, and illiquid positions to be highlighted; and
- Liquidity oversight is carried out by the independent risk team, who are functionally independent of the portfolio management function. The team provides liquidity oversight, and escalates to the Liquidity Committee. The Liquidity Committee has representatives from the risk function, from distribution and from the front office. The committee generally meets on a quarterly basis, and is responsible for identifying and either escalating or resolving liquidity concerns with the Sub-Funds.

The Fund uses the following tools to manage liquidity, ensure a fair treatment of investors and to safeguard the interests of remaining Investors however Investors should note that there is a risk that these tools may be ineffective to manage liquidity and redemption risk:

Fair value pricing

When there is no reliable price for an asset (e.g. where the underlying markets are closed for trading at the relevant Sub-Fund's valuation point) or the available price does not accurately reflect the fair value of the relevant Sub-Fund's holdings, the Fund may utilise fair value techniques to make a best estimate of the value of the assets. Please refer to 'Valuation Principles' under the section 'Buying, Redeeming and Switching Shares' of the Luxembourg Prospectus for further information and details. For the purposes of clarification, any fair value adjustment will not be taken into account in the NAV when calculating a Performance Fee for those Sub-Funds that have a Performance Fee.

Deferred redemption

If total requests for redemptions (including switches) exceed 10% of the total number of Shares of the relevant Sub-Fund, the Directors are entitled to defer any redemption request in whole or in part, so that the 10% level is not exceeded. Please refer to the 'Possible Deferral or Suspension of Redemptions' paragraph under the section 'Buying, Redeeming and Switching Shares' of the Luxembourg Prospectus for further information and details.

Dilution adjustment

Also known as swing pricing. The Directors may, where the level of subscriptions and redemptions meet a predetermined threshold, or where the Directors consider that it is in the best interests of existing Investors make an adjustment to the price of Shares to account for the estimated costs and expenses which may be incurred by the Sub-Fund, in order to protect the interests of remaining investors. Please refer to the 'Swing Pricing' paragraph under the section 'Buying, Redeeming and Switching Shares' of the Luxembourg Prospectus for further information and details.

Suspension of dealing

In exceptional circumstances, and in the interests of Investors, all subscriptions and redemptions in the Sub-Funds may be suspended. Investors will not be able to deal in their Shares when this procedure is in place. Please refer to the 'Possible Deferral or Suspension of Redemptions' paragraph under the section 'Buying, Redeeming and Switching Shares' of the Luxembourg Prospectus for further information and details.

Market timing and excessive trading

A Principal Distributor, in favour of the Fund, may impose a trading fee where the Principal Distributor believes that excessive trading which is to the detriment of other Investors has occurred (e.g. if Shares are redeemed or switched within 90 calendar days of purchase). Please refer to the 'Market Timing and Excessive Trading' paragraph under the section 'Buying, Redeeming and Switching Shares' of the Luxembourg Prospectus for further information and details.

14. PERFORMANCE OF THE SUB-FUNDS

14.1: Past Performance of Class A and Class S Accumulation Shares and Class A Distribution Shares of each Sub-Fund and its benchmark (as of 30 June 2022)

Regional Sub-Funds

Sub-Fund ⁷	Average annual compounded return (%)				
	1 year	3 years	5 years	10 years	Since Inception of Shares*
Asian Dividend Income Fund					
Class A2 USD	-22.01	-5.58	-1.55	2.15	3.80
MSCI AC Asia Pacific Ex Japan High Dividend Yield Index (USD) ⁸	-10.49	0.45	2.78	5.18	5.29
Class A2 EUR	-10.84	-2.68	0.29	4.12	4.38
Class A2 SGD	-19.21	-4.67	-1.31	3.11	1.37
Class A3q USD	-22.05	-5.59	-1.55	2.17	3.84
MSCI AC Asia Pacific Ex Japan High Dividend Yield Index (USD)	-10.49	0.45	2.78	5.18	5.29
Class A3q EUR	-10.85	-2.72	0.28	4.11	4.17
Class A3q SGD	-19.16	-4.65	-1.31	3.23	1.47
Class A3q HSGD	N.A	N.A	N.A	N.A	N.A
Class A4m USD	-21.94	-5.56	N.A	N.A	-2.88
Class A5m USD	N.A	N.A	N.A	N.A	N.A
Euroland Fund					
Class A2 EUR**	-18.66	0.43	-0.23	8.22	7.47
MSCI EMU Net Return EUR (€) ⁹	-13.82	1.96	2.24	7.56	N.A
Class A2 HUSD	-17.32	2.07	1.80	N.A	4.34
Class A2 HSGD	-17.69	1.44	1.08	N.A	3.47
Japan Opportunities Fund					
Class A2 USD	-24.49	-0.13	0.10	5.12	3.29
Tokyo Stock Price Index (TOPIX) (USD) ¹⁰	-19.75	0.51	1.14	5.70	4.85

⁷ Source: Morningstar's Workstation v4.0. Performance calculations are on a NAV-to-NAV basis, on the assumption that all dividends and distributions are reinvested net of all charges payable upon reinvestment, taking into account the maximum initial charge of 5% and trading fee (if any).

⁸ With effect from 3 September 2018, the benchmark of Asian Dividend Income Fund was changed from MSCI AC Asia Pacific Ex Japan Index to MSCI AC Asia Pacific Ex Japan High Dividend Yield Index as the Directors considered that the new benchmark would now be a more appropriate benchmark for the Sub-Fund.

⁹ With effect from 8 November 2011, the benchmark for the Euroland Fund was changed from FTSE World Europe ex UK Index to MSCI EMU Net Return EUR in connection with the change in the name and investment policy and approach of the Sub-Fund taking effect on the same day. No performance figures of the current benchmark have been provided since inception as the benchmark was only established after the inception of the relevant class.

¹⁰ With effect from 1 April 2015, the benchmark of Japan Opportunities Fund was changed from MSCI Japan Index to Tokyo Stock Price Index (TOPIX) as the Directors considered that the new benchmark would now be a more appropriate benchmark for the Sub-Fund, in connection with the change in the name and investment objective of the Sub-Fund with effect from 1 April 2015.

Asian Growth Fund					
Class A2 USD***	-32.19	-3.02	-0.47	4.23	8.73
MSCI AC Asia Pacific ex Japan Index (USD) ¹¹	-23.34	2.11	3.30	5.54	7.57
Class A2 SGD	-29.67	-1.93	-0.08	N.A	4.68
Pan European Equity Fund					
Class A2 EUR	-22.82	0.44	0.13	5.96	5.27
FTSE World Europe Index (€)	-6.74	4.63	4.43	8.08	4.87
Class A2 HSGD	N.A	N.A	N.A	N.A	N.A
Class A2 HUSD	-21.64	1.85	1.99	N.A	4.68
Class A2 SGD	-30.05	-1.58	-1.42	N.A	1.33
Class A2 USD	-32.48	-2.54	-1.71	4.01	4.03
Class A1 EUR	-22.83	0.44	0.11	5.98	5.52
FTSE World Europe Index (€)	-6.74	4.63	4.43	8.08	4.87

*Source: Morningstar's Workstation v4.0, based on the earliest available data since inception. Where an initial offer period is present, performance for the Sub-Fund and benchmark has been measured from the last day of the initial offer period. Benchmark figures are only available in the base currency of the relevant Sub-Fund, save for the benchmark of Japan Opportunities Fund, which has been set out in USD due to the currency of the class made available in Singapore.

** Please note that the Sub-Fund's investment objective was changed with effect from 8 November 2011. Consequently, save for the period from 8 November 2011 to 30 June 2022, the performance figures of the Sub-Fund relate to the period prior to the aforementioned changes.

*** Please note that the Sub-Fund's investment objective was changed with effect from 1 December 2009. Consequently, save for the period from 1 December 2009 to 30 June 2022, the performance figures of the Sub-Fund relate to the period prior to the aforementioned changes.

Specialist Sub-Funds and Bond Sub-Funds

Sub-Fund	Average annual compounded return (%)				
	1 year	3 years	5 years	10 years	Since Inception of Accumulation Shares*
Asia-Pacific Property Income Fund					
Class A2 USD	-22.18	-4.88	0.80	3.07	3.22
FTSE EPRA Nareit Developed Asia Dividend Plus Index (USD) ¹²	-14.83	-4.76	1.10	4.01	4.46

¹¹ With effect from 1 December 2009, the benchmark of Asian Growth Fund was changed from MSCI AC Pacific ex Japan Free Index to MSCI AC Asia ex Japan Index as the Directors considered that the new benchmark would now be a more appropriate benchmark for the Sub-Fund, in connection with the change in the name and investment objective of the Sub-Fund with effect from 1 December 2009. No performance figures of the current benchmark have been provided since inception as the benchmark was only established after the inception of the relevant class. The benchmark of the Asian Growth Fund was further changed to the MSCI AC Asia Pacific ex Japan Index with effect from 2 May 2017 because the Directors considered the new benchmark to reflect the Sub-Fund's targeted investment strategy.

¹² The Sub-Fund's benchmark was changed from the FTSE EPRA Nareit Pure Asia total return net dividend Index to the FTSE EPRA

Janus Henderson Horizon Fund Singapore Prospectus

Class A3 USD	-22.15	-4.86	0.80	3.08	3.23
FTSE EPRA Nareit Developed Asia Dividend Plus Index (USD) ¹²	-14.83	-4.76	1.10	4.01	4.46
Class A3 SGD	-19.40	-3.98	1.06	N.A	1.75
Class A4m USD	-22.15	N.A	N.A	N.A	-5.14
Class A4m SGD	N.A	N.A	N.A	N.A	N.A
Class A5m USD	-22.15	N.A	N.A	N.A	-5.14
Class A5m SGD	-19.39	N.A	N.A	N.A	-4.00
Biotechnology Fund					
Class A2 USD	-35.55	5.43	N.A	N.A	7.16
Nasdaq Biotechnology Total Return Index (USD)	-26.57	3.73	N.A	N.A	4.63
Class A2 SGD	-33.13	N.A	N.A	N.A	8.35
Class A2 HSGD	-35.85	N.A	N.A	N.A	6.70
China A-Share Fund					
Class A2 USD	N.A	N.A	N.A	N.A	N.A
MSCI China A Onshore Index	N.A	N.A	N.A	N.A	N.A
Class A2 SGD	N.A	N.A	N.A	N.A	N.A
China Opportunities Fund					
Class A2 USD	-33.56	-2.99	-0.25	6.18	4.35
MSCI Zhong Hua 10/40 Index (USD) ¹³	-28.47	1.84	3.61	6.25	3.73
Class A2 SGD	-31.17	-2.06	-0.02	7.18	4.18
Global Property Equities Fund					
Class A2 USD	-20.39	-0.02	3.81	5.24	5.08
FTSE EPRA Nareit Developed Index (USD)	-13.44	-1.07	1.95	4.69	4.85
Class A2 HEUR	-21.66	-1.58	1.71	N.A	3.17
Class A3q USD	-20.38	0.22	3.97	5.32	5.13
FTSE EPRA Nareit Developed Index (USD)	-13.44	-1.07	1.95	4.69	4.85
Class A3q SGD	-17.50	1.03	4.01	N.A	4.49
Global Sustainable Equity Fund					
Class A2 USD	-27.00	6.27	N.A	N.A	7.97
MSCI World Net Total Return USD ¹⁴	-14.34	7.00	N.A	N.A	8.71
Class A2 SGD	-24.42	7.33	N.A	N.A	8.31
Class A2 HSGD	-27.38	5.57	N.A	N.A	7.29
Global Technology Leaders Fund					
Class A2 USD	-33.49	6.48	10.16	12.36	10.05

Nareit Developed Asia Dividend Plus Index with effect from 1 July 2020. The reason for the change of the benchmark was because the Directors considered that the FTSE EPRA Nareit Developed Asia Dividend Plus Index is a better representation of the Sub-Fund's revised objective and strategy.

¹³ The Sub-Fund's benchmark was changed from the MSCI Golden Dragon Index to MSCI China Index with effect from 2 July 2012. The reason for the change of the benchmark was because the Directors considered that the MSCI China Index would now be a more appropriate benchmark for the Sub-Fund. The benchmark of the Sub-Fund was further changed to the MSCI Zhong Hua 10/40 Index with effect from 1 July 2020 because the Directors considered that the MSCI Zhong Hua 10/40 Index is a better representation of the Sub-Fund's revised objective and strategy.

¹⁴ The benchmark of the Global Sustainable Equity Fund is for performance comparison purposes only and under no circumstances should be considered as indicative of the investment style of the Sub-Fund.

MSCI ACWI Information Technology Index + MSCI ACWI Communication Services Index (USD) ¹⁵	-23.26	11.18	13.19	14.89	9.36
Class A2 HSGD	-33.90	5.70	9.28	N.A	11.35
Class A2 EUR	-24.20	9.67	12.21	14.58	11.04
Class A2 SGD	-31.10	7.50	10.42	N.A	13.78
Class A2 GBP	-24.33	8.06	11.59	15.25	12.25
Class A1 USD	-33.49	6.47	10.16	12.35	9.72
MSCI ACWI Information Technology Index + MSCI ACWI Communication Services Index (USD) ¹⁵	-23.26	11.18	13.19	14.89	10.40
Japanese Smaller Companies Fund					
Class A2 JPY	-6.47	10.60	4.01	14.42	10.93
Russell Nomura Japan Small Cap Index (JPY) ¹⁶	-4.77	5.52	2.69	11.35	9.61
Class A2 HSGD	-6.56	10.51	N.A	N.A	4.51
Class A2 HUSD	-6.38	11.14	5.19	N.A	7.53
Class A2 USD	-24.21	2.16	-0.04	8.37	6.83
Pan European Absolute Return Fund					
Class A2 EUR	-10.63	2.18	0.39	3.40	3.05
Euro Short Term Rate (€STR) ¹⁷	-0.58	-0.19	-0.12	1.69	-1.19
Class A2 HUSD	-9.26	3.72	2.35	4.67	4.40
Class A2 HSGD	-9.62	3.40	1.87	N.A	2.16
Class A2 HGBP	-9.48	3.18	1.37	N.A	1.65
Class S2 HUSD	-9.50	3.61	2.15	N.A	4.04
Pan European Property Equities Fund					
Class A2 EUR	-23.61	0.46	3.87	9.54	6.82

¹⁵ The benchmark of the Global Technology Leaders Fund was changed to the MSCI AC World Information Technology Index with effect from 1 May 2005 from the previous FTSE World Index. The reason for the change of the benchmark was because the Directors considered that the MSCI AC World Information Technology Index was a more appropriate index for the purposes of Performance Fee calculation of the Global Technology Leaders Fund. The benchmark of the Sub-Fund was further changed to the MSCI ACWI Information Technology Index + MSCI ACWI Communication Services Index with effect from 1 July 2020 because the Directors considered that the MSCI ACWI Information Technology Index + MSCI ACWI Communication Services Index is a better representation of the Sub-Fund's objective and strategy.

¹⁶ The benchmark of the Japanese Smaller Companies Fund was changed to the Russell Nomura Japan Small Cap Index with effect from 1 November 2015 from the previous Tokyo SE Second Section Index. The reason for the change of the benchmark was because the Directors considered that the Russell Nomura Japan Small Cap Index was a more appropriate index for the purposes of Performance Fee calculation of the Japanese Smaller Companies Fund.

¹⁷ The benchmark of the Pan European Absolute Return Fund was changed to 50% MSCI Europe (inc UK) Total Return Net Dividends Index and 50% ECB benchmark rate with effect from 1 April 2009 from the previous MSCI Europe Total Return Net Dividends Index. The reason for the change of the benchmark was because the Directors considered the new benchmark to be more suitable, given that the new benchmark will reflect movements in the MSCI, with the positive element (supplied by the ECB benchmark rate) reflecting the Sub-Fund's ability to perform positively when the MSCI is negative. The benchmark of the Pan European Absolute Return Fund was further changed to the Euro Base Rate (Euro Main Refinancing Rate) with effect from 8 October 2014 because the Directors considered the new benchmark to be more suitable to better align the Sub-Fund to how it is being managed, focusing on producing a long-term positive return. The new benchmark better reflects the Sub-Fund's targeted investment strategy and its expected level of risk. The benchmark was further changed on 1 July 2021 to Euro Short Term Rate (€STR), which has been identified by the European Central Bank (ECB) as its preferred interest rate benchmark. As such, the Directors believe €STR to be a more appropriate risk-free rate for this Fund for the purpose of calculating Performance Fees and the basis of the Fund's performance target.

Janus Henderson Horizon Fund Singapore Prospectus

FTSE EPRA Nareit Developed Europe Capped Index Net TRI (€) ¹⁸	-21.68	-3.23	-0.67	5.95	6.70
Class A2 HUSD	-22.42	2.12	5.64	N.A	7.54
Class A2 SGD	-30.76	-1.43	2.16	N.A	2.66
Class A3 EUR	-23.64	0.77	4.07	9.63	5.17
FTSE EPRA Nareit Developed Europe Capped Index Net TRI (€) ¹⁸	-21.68	-3.23	-0.67	5.95	4.16
Sustainable Future Technologies Fund					
A2 USD	N.A	N.A	N.A	N.A	-34.74
MSCI ACWI Information Technology Index	N.A	N.A	N.A	N.A	-23.25
A2 SGD	N.A	N.A	N.A	N.A	N.A
US Sustainable Equity Fund					
A2 USD	N.A	N.A	N.A	N.A	-29.61
S&P 500 Index	N.A	N.A	N.A	N.A	-13.60
A2 SGD	N.A	N.A	N.A	N.A	N.A
Total Return Bond Fund ¹⁹					
Class A2 EUR	-15.20	-3.36	-2.06	-0.05	0.00
Euro Short-Term Rate	-0.58	-0.55	-0.47	-0.27	-0.26
Class A2 HUSD	-14.32	-1.94	-0.15	1.20	1.27
Global High Yield Bond Fund					
Class A2 USD	-21.61	-3.46	0.22	N.A	3.05
Bank of America Merrill Lynch (ICE BofA Merrill Lynch Global High Yield Constrained Index (100% Hedged) (USD)	-14.98	-0.90	1.53	N.A	3.42
Class A4m USD	-21.61	N.A	N.A	N.A	-4.47
Bank of America Merrill Lynch (ICE BofA Merrill Lynch Global High Yield Constrained Index (100% Hedged) (USD)	-14.98	N.A	N.A	N.A	-1.44
Class A4m HSGD	-21.65	N.A	N.A	N.A	-4.69
Class A5m USD	N.A	N.A	N.A	N.A	N.A
Euro High Yield Bond Fund					
Class A2 EUR	-20.47	-4.77	-1.52	N.A	2.87

¹⁸ With effect from 1 July 2009, the benchmark of Pan European Property Equities Fund was changed to FTSE EPRA Nareit Developed Europe Capped Index Net TRI from the previous FTSE EPRA/NAREIT Developed Europe (UK Restricted) Index as the Fund is of the view that the new benchmark would now be a more appropriate benchmark for the Sub-Fund.

¹⁹ At the inception of the Total Return Bond Fund, it had no formal benchmark as it is a flexible bond fund. However, the Total Return Bond Fund is in practice actively managed with reference to the Euro Short-Term Rate. Nonetheless, the Investment Manager has complete discretion to choose investments for the Fund and is not constrained by a benchmark. Pursuant to new disclosures required by European Securities and Markets Authority, reference to Euro Short-Term Rate was included in the Luxembourg Prospectus and for consistency therewith, from the date of this Singapore Prospectus, the performance of the Euro Short-Term Rate as a benchmark has been included in this Singapore Prospectus.

ICE BofA Merrill Lynch European Currency Non-Financial High Yield Constrained Index (100% Hedged)	-14.99	-2.53	-0.36	N.A	3.12
Class A3q EUR	-20.47	-4.77	-1.50	N.A	2.89
ICE BofA Merrill Lynch European Currency Non-Financial High Yield Constrained Index (100% Hedged)	-14.99	-2.53	-0.36	-	3.12
Class A4m HUSD	N.A	N.A	N.A	N.A	N.A
Class A4m EUR	N.A	N.A	N.A	N.A	N.A
Class A5m EUR	N.A	N.A	N.A	N.A	N.A

*Source: Morningstar's Workstation v4.0, based on the earliest available data since inception. Where an initial offer period is present, performance for the Sub-Fund and benchmark has been measured from the last day of the initial offer period. Benchmark figures are only available in the base currency of the relevant Sub-Fund. Please note that the relevant benchmark of a Fund is solely for the purpose of calculating the Performance Fee and should under no circumstances be considered as indicative of a specific investment style of broadly represents the companies in which the Sub-Fund invests. The Investment Manager has the discretion to choose investments for the Sub-Fund with weightings different to the index or not in the index but at times the Sub-Fund may hold investments similar to the index. Where the relevant benchmark is a cash benchmark, the Investment Manager has complete discretion to choose investments for the Sub-Fund.

Past performance figures are not necessarily indicative of future performance of any Sub-Fund.

14.2: Expense Ratios and Turnover Ratios

The expense ratios²⁰ and the turnover ratios²¹ of the Sub-Funds for the year ended 30 June 2021 are:

Regional Sub-Funds

Sub-Fund	Expense Ratio (excluding Performance Fee) (%)	Expense Ratio (including Performance Fee) (%)	Turnover Ratio (%)
Asian Dividend Income Fund			99.62%
Class A2 USD	1.94%	1.94%	
Class A2 EUR	1.94%	1.94%	
Class A2 SGD	1.94%	1.94%	
Class A3q USD	1.93%	1.93%	
Class A3q EUR	1.94%	1.94%	
Class A3q SGD	1.94%	1.94%	
Class A3q HSGD	N.A	N.A	
Class A4m USD	1.94%	1.94%	
Class A5m USD	N.A	N.A	
Euroland Fund			38.63%
Class A2 EUR	1.87%	1.87%	
Class A2 HUSD	1.88%	2.00%	
Class A2 HSGD	1.88%	1.88%	
Japan Opportunities Fund			29.27%

²⁰ The following expenses, where applicable, are excluded from the calculation of the expense ratios:

- (a) brokerage and other transaction costs;
- (b) interest expenses;
- (c) foreign exchange gains and losses;
- (d) front or back-end loads arising from the purchase or sale of other funds;
- (e) tax deducted at source or arising from income received; and
- (f) dividends and other distributions paid to shareholders.

Expense ratios in respect of Classes inceptioned for a period of less than one year as at 30 June 2021 are calculated on an annualized basis.

²¹ The turnover ratios are calculated based on the lesser of purchases or sales expressed as a percentage over average net asset value, i.e., average daily net asset value, over the same period used for calculating the expense ratios.

Janus Henderson Horizon Fund Singapore Prospectus

Class A2 USD	1.92%	1.92%	
Asian Growth Fund			41.88%
Class A2 USD	1.98%	1.98%	
Class A2 SGD	1.98%	1.98%	
Pan European Equity Fund			72.21%
Class A1 EUR	1.90%	1.90%	
Class A2 EUR	1.90%	1.90%	
Class A2 HUSD	1.90%	1.90%	
Class A2 USD	1.90%	1.90%	
Class A2 HSGD	N.A	N.A	
Class A2 SGD	1.90%	1.90%	

Specialist Sub-Funds

Sub-Fund	Expense Ratio (excluding Performance Fee) (%)	Expense Ratio (including Performance Fee) (%)	Turnover Ratio (%)
Asia-Pacific Property Income Fund			138.38%
Class A2 USD	1.95%	1.95%	
Class A3 USD	1.95%	1.95%	
Class A3 SGD	1.95%	1.95%	
Class A4m USD	1.95%	1.95%	
Class A4m SGD	N.A	N.A	
Class A5m USD	1.95%	1.95%	
Class A5m SGD	1.95%	1.95%	
Biotechnology Fund			105.19%
Class A2 USD	1.92%	4.30%	
Class A2 SGD	1.92%	4.84%	
Class A2 HSGD	1.92%	4.76%	
China A-Share Fund			N.A
Class A2 USD	N.A	N.A	
Class A2 SGD	N.A	N.A	
China Opportunities Fund			40.23%
Class A2 USD	1.91%	1.91%	
Class A2 SGD	1.92%	1.92%	
Global Property Equities Fund			62.31%
Class A2 USD	1.89%	1.89%	
Class A2 HEUR	1.89%	1.89%	
Class A3q USD	1.89%	1.89%	
Class A3q SGD	1.89%	2.66%	
Global Sustainable Equity			16.92%
Class A2 USD	1.90%	N.A	
Class A2 SGD	1.90%	N.A	
Class A2 HSGD	1.90%	N.A	
Global Technology Leaders Fund			52.37%
Class A2 USD	1.88%	1.88%	
Class A1 USD	1.89%	1.89%	
Class A2 HSGD	1.89%	1.89%	
Class A2 GBP	1.89%	1.89%	
Class A2 EUR	1.89%	1.89%	
Class A2 SGD	1.88%	1.88%	
Japanese Smaller Companies Fund			43.87%
Class A2 HUSD	1.89%	3.38%	
Class A2 USD	1.89%	3.13%	
Class A2 JPY	1.88%	2.59%	
Class A2 HSGD	1.89%	3.40%	
Pan European Absolute Return Fund			699.99%

Janus Henderson Horizon Fund Singapore Prospectus

Class A2 EUR	1.88%	5.83%	
Class A2 HSGD	1.87%	4.03%	
Class A2 HUSD	1.88%	6.04%	
Class A2 HGBP	1.89%	5.49%	
Class S2 HUSD	2.18%	5.99%	
Pan European Property Equities Fund			37.91%
Class A3 EUR	1.89%	1.89%	
Class A2 EUR	1.88%	2.36%	
Class A2 HUSD	1.89%	2.47%	
Class A2 SGD	1.89%	2.36%	
Sustainable Future Technologies Fund			N.A
Class A2 USD	N.A	N.A	
Class A2 SGD	N.A	N.A	
US Sustainable Equity Fund			N.A
Class A2 USD	N.A	N.A	
Class A2 SGD	N.A	N.A	

Bond Sub-Funds

Sub-Fund	Expense Ratio (excluding Performance Fee) (%)	Expense Ratio (including Performance Fee) (%)	Turnover Ratio (%)
Total Return Bond Fund			315.61%
Class A2 EUR	1.18%	N.A	
Class A2 HUSD	1.18%	N.A	
Global High Yield Bond Fund			148.04%
Class A2 USD	1.19%	N.A	
Class A4m USD	1.20%	N.A	
Class A4m HSGD	1.20%	N.A	
Class A5m USD	N.A	N.A	
Euro High Yield Bond Fund			139.97%
Class A2 EUR	1.19%	N.A	
Class A3q EUR	1.18%	N.A	
Class A4m HUSD	N.A	N.A	
Class A4m EUR	N.A	N.A	
Class A5m EUR	N.A	N.A	

15. COMMISSION SHARING ARRANGEMENTS

No cash rebates were retained by the Management Company, the Sub-Investment Managers or any of its connected persons. All transactions carried out on behalf of the Fund were conducted on an arm's length basis and were executed on the best available terms.

The Investment Manager and where relevant, Sub-Investment Managers, use investment research, both internally generated and externally sourced, to inform their decision making.

The below sets out the provisions for payment to third parties for investment research.

The Investment Manager, and where relevant, Sub-Investment Managers, pay for research they use from their own resources.

16. CONFLICTS OF INTEREST

The Management Company, the Investment Manager, the Sub-Investment Managers, the Principal Distributors, the Administrator the Depositary, the Securities Lending Agent and the Registrar and Transfer Agent and any of their directors, officers, employees, agents and affiliates may be involved in other financial, investment, distribution or professional activities which may cause conflicts of interest with the Fund.

Each will, at all times, have regard in such event to its obligations to the Fund, as the case may be, and will endeavour to ensure that such conflicts are resolved fairly. In addition, subject to applicable law, any of the foregoing may deal, as principal or agent, with the Fund, provided that such dealings are carried out as if effected on normal commercial terms negotiated on an arm's length basis.

The Management Company, Investment Manager, the Sub-Investment Managers, or any of their affiliates or any person connected with them may invest in, directly or indirectly, or manage or advise other investment funds or accounts which invest in assets which may also be purchased or sold by the Fund. Neither the Management Company, the Investment Manager, the Sub-Investment Managers nor any of their affiliates nor any person connected with them is under any obligation to offer investment opportunities of which any of them becomes aware to the Fund or to account to the Fund in respect of (or share with the Fund or inform the Fund of) any such transaction or any benefit received by any of them from any such transaction, but will allocate such opportunities on an equitable basis between the Fund and other clients.

Please note that this is not a complete list of all potential conflicts of interest involved in an investment in the Fund.

The Directors will seek to ensure that any conflict of interest of which they are aware is resolved fairly.

Any conflicts of interest will be disclosed to the extent that arrangements made to manage the conflicts are not sufficient to ensure, with reasonable confidence, that risks of damage to the interests of the Fund will be prevented.

Conflicts of interest may arise if and when the Management Company or the Fund maintains other business relationships in parallel with the entity acting as Depositary.

Such other business relationships may cover services in relation to:

- Outsourcing/delegation of middle or back office functions (e.g. trade processing, position keeping, post trade investment compliance monitoring, collateral management, OTC valuation, fund administration inclusive of net asset value calculation, transfer agency, fund dealing services) where BNP Paribas S.A. or a member from its group of affiliates act as agent of the Fund or the Management Company, or
- Selection of BNP Paribas S.A. or a member from its group of affiliates as counterparty or ancillary service provider for matters such as foreign exchange execution, bridge financing.

The Depositary is required to ensure that any transaction relating to such business relationships between the Depositary and an entity within the same group as the Depositary is conducted at arm's length and is in the best interests of Shareholders.

In order to address any situations of conflicts of interest arising in respect of its conduct, the Depositary and Administrator has implemented and maintains a management of conflicts of interest policy, aimed at:

- Identifying and analysing potential situations of conflicts of interest; and
- Recording, managing and monitoring the conflict of interest situations either in:
 - Relying on the permanent measures in place to address conflicts of interest such as segregation of duties, separation of reporting lines, insider lists for staff members; or
 - Implementing a case-by-case management to (i) take the appropriate preventive measures such as drawing up a new watch list, implementing a new information barrier, (i.e. by separating functionally and hierarchically the performance of its Depositary duties from other activities), making sure that operations are carried out at arm's length and/or informing the concerned Shareholders of the Fund, or (ii) refuse to carry out the activity giving rise to the conflict of interest;
 - Implementing a deontological policy;
 - Recording of a cartography of conflicts of interest permitting to create an inventory of the permanent measures put in place to protect the Fund's interests; or
 - Setting-up internal procedures in relation to, for instance (i) the appointment of service providers which may generate conflicts of interests, (ii) new products/activities of the Depositary in order to assess any situation entailing a conflict of interest.

In the event that such conflicts of interest do arise, the Depositary will undertake to use its reasonable endeavours to resolve any such conflicts of interest fairly (having regard to its respective obligations and duties) and to ensure that the Fund and the Shareholders are fairly treated.

A potential risk of conflicts of interest may occur in situations where the delegates may enter into or have a separate commercial and/or business relationship with the Depositary in parallel to the custody delegation relationship. In order to prevent such potential conflicts of interest from crystalizing, the Depositary has implemented and maintains an internal organisation whereby such separate commercial and / or business relationships have no bearings on the choice of the delegate or the monitoring of the delegates' performance under the delegation agreement.

Generally, all re-allocation of stocks or property purchased by the Investment Manager will be executed in accordance to Janus Henderson Group policy (e.g. pro rata basis) where the guiding principles of "Treating Customers Fairly" are followed.

17. BEST EXECUTION

The Management Company, Investment Manager and Sub-Investment Managers are required to ensure Shareholders' best interests are served when dealing and placing dealing instructions with other firms. The quality of the execution arrangements is monitored and changes are promptly made where necessary. Further details relating to the best execution policy can be found at the following hyperlink: [Best Execution Policy](#).

18. REPORTS

The Fund's financial year ends on 30 June each year. Details on the Fund's audited annual report (incorporating the financial statements) and the unaudited semi-annual financial report are set out under the heading "Reports and Accounts" in the Section "Further Information" of the Luxembourg Prospectus.

Copies of all reports are also available at the operating office of the Singapore Representative and on its website at www.janushenderson.com/sg within the relevant period.

In connection with the above, hard copies of the accounts and reports will no longer be sent to you unless you specifically request for hard copies of the same from the Singapore Representative or its appointed distributors.

19. CERTAIN SINGAPORE TAX CONSIDERATIONS

You should be aware that you may or may not be required to pay income tax in relation to your investments in the Sub-Funds. If you are in doubt of your tax position, you should consult your own independent tax advisors.

20. QUERIES AND COMPLAINTS

You may contact the Singapore Representative at 65-68131000 to raise any queries or complaints regarding the Janus Henderson Horizon Fund or any Sub-Fund.

21. SUPPLEMENTARY INFORMATION

21.1: The Asian Dividend Income Fund, the Pan European Absolute Return Fund, the Total Return Bond Fund, the Global High Yield Bond Fund, the Emerging Market Corporate Bond Fund, the Biotechnology Fund and the Euro High Yield Bond Fund intend to use or invest in financial derivative instruments (including equivalent cash-settled instruments, dealt in on a regulated market and/or financial derivative instruments dealt in over-the-counter) other than for the purposes of hedging and/or efficient portfolio management, and may make use of advanced techniques using derivative instruments and strategies as a means of achieving its investment objectives and policies. The other Sub-Funds only intend to use or invest in financial derivative instruments for the purposes of hedging and/or efficient portfolio management.

21.2: In respect of Sub-Funds that use the VaR approach:

21.2.1: Where the Expected Level of Leverage is disclosed for each relevant Sub-Fund please note that it is only an indicative level and is not a regulatory limit. This level of leverage will vary over time under differing market conditions as the Investment Manager seeks to ensure that the Sub-Fund meets its investment objective rather than any Expected Level of Leverage. The latest annual report and accounts will provide the actual levels of leverage over the past period and additional explanations in relation to this figure.

21.2.2: The selection of relative or absolute VaR methodology is determined by the availability of a reference portfolio appropriate for a Sub-Fund in meeting its investment objective. For Sub-Funds which have a suitable reference portfolio, the regulatory limit is that the VaR of the total portfolio's positions shall not be greater than twice the VaR of the portfolio's reference portfolio. Internal warning thresholds are set lower than this level to reflect the relevant fund's risk profile.

21.2.3: For those Sub-Funds which are unable or for which it is not appropriate to determine a reference portfolio (e.g. absolute return type sub-funds) an absolute VaR is calculated on all of the portfolio's positions. Absolute monthly VaR on such Sub-Funds is not to exceed a regulatory maximum threshold of 20%. Internal warning thresholds are set lower than this level to reflect the relevant Sub-Fund's risk profile.

21.3: The Management Company employs a risk-management process which enables it to monitor and measure at any time the risk of the positions and their contribution to the overall risk profile of the portfolio and a process for accurate and independent assessment of the value of OTC derivative instruments. It shall communicate to the CSSF regularly and in accordance with the detailed rules defined by the latter, the types of financial derivative instruments, the underlying risks, the quantitative limits and the methods which are chosen in order to estimate the risks associated with transactions in financial derivative instruments.

21.4: The use, conditions and limits of the use of financial derivative instruments shall conform to the provisions laid down in Part I of the Luxembourg law of 17 December 2010 (UCITS V Scheme) regarding undertakings for collective investment schemes. Under no circumstances shall these operations cause the Fund (and the Sub-Funds) to diverge from its investment policies and investment restrictions.

21.5: Each Sub-Fund may invest up to 100% of its asset value in financial derivative instruments and the Management Company will ensure that the global exposure of the underlying assets to financial derivative instruments shall not exceed the total net value of a Sub-Fund. The global exposure is calculated taking into account the current value of the underlying assets, the counterparty risk, future market movements and the time available to liquidate the positions.

21.6: The Management Company and the Investment Manager will ensure that the risk management and compliance procedures and controls adopted are adequate and will be implemented and that they have the necessary expertise to control and manage the risks relating to the use of financial derivative instruments.

21.7: You may obtain supplementary information relating to the risk management methods employed by the Fund including the quantitative limits that are applied and any recent developments in the risk and yield characteristics of the main categories of investments from the Fund or the Singapore Representative.

Signed:

Kevin Adams

Director

(Signed by Andrew Hendry
on behalf of Kevin Adams)

Signed:

Joanna Dentskevich

Director

(Signed by Andrew Hendry
on behalf of Joanna Dentskevich)

Signed:

Matteo Candolfini

Director

(Signed by Andrew Hendry
on behalf of Matteo Candolfini)

Signed:

Ian Dyble

Director

(Signed by Andrew Hendry
on behalf of Ian Dyble)

Signed:

Dr. Sybille Hofmann

Director

(Signed by Andrew Hendry
on behalf of Dr. Sybille Hofmann)

VISA 2022/171217-142-0-PC

L'apposition du visa ne peut en aucun cas servir
d'argument de publicité

Luxembourg, le 2022-12-28

Commission de Surveillance du Secteur Financier

h3h

Janus Henderson
— INVESTORS —

JANUS HENDERSON HORIZON FUND

Prospectus

29 December 2022

Incorporated in Luxembourg as an open-ended investment company qualifying as a UCITS
(Undertaking for Collective Investment in Transferable Securities)

Contents

Contents	2
Important Information	5
Directory	7
Key Features of the Company	9
Definitions	14
Key Information	26
Funds	27
Sustainable Finance Disclosure Regulation (SFDR)	27
<i>Principal Adverse Impacts – All Funds</i>	<i>27</i>
General Policies Applicable to All Bond Funds	27
General Policy Applicable to Funds with Expected Leverage Disclosed	28
General Policies Applicable to All Funds	28
Benchmark Regulation	28
SPECIALIST FUNDS	30
ASIA-PACIFIC PROPERTY INCOME FUND	30
BIOTECHNOLOGY FUND	32
CHINA A-SHARE FUND	34
CHINA OPPORTUNITIES FUND	35
EMERGING MARKETS INNOVATION FUND	37
RESPONSIBLE RESOURCES FUND	39
GLOBAL PROPERTY EQUITIES FUND	41
GLOBAL SMALLER COMPANIES FUND	43
GLOBAL SUSTAINABLE EQUITY FUND	46
GLOBAL TECHNOLOGY LEADERS FUND	48
GLOBAL MULTI-ASSET FUND	50
JAPANESE SMALLER COMPANIES FUND	52
PAN EUROPEAN ABSOLUTE RETURN FUND	54
PAN EUROPEAN PROPERTY EQUITIES FUND	56
PAN EUROPEAN SMALLER COMPANIES FUND	58
SUSTAINABLE FUTURE TECHNOLOGIES FUND	60
US SUSTAINABLE EQUITY FUND	61
REGIONAL FUNDS	63
ASIAN DIVIDEND INCOME FUND	63
ASIAN GROWTH FUND	65
EUROLAND FUND	67
EUROPEAN GROWTH FUND	69
JAPAN OPPORTUNITIES FUND	71
PAN EUROPEAN EQUITY FUND	73
BOND FUNDS	75

EMERGING MARKET CORPORATE BOND FUND	75
EMERGING MARKETS DEBT HARD CURRENCY FUND	77
EURO CORPORATE BOND FUND	79
EURO HIGH YIELD BOND FUND	81
GLOBAL HIGH YIELD BOND FUND	83
STRATEGIC BOND FUND	85
TOTAL RETURN BOND FUND	87
Investment and Risk Considerations	89
General Risk Considerations Applicable to All Funds	89
Specific Risk Considerations Applicable to Certain Funds	92
Distribution Policy	109
Buying, Redeeming and Switching Shares	112
Directors, Management and Administration	124
The Directors of the Company	124
Chairman	124
Members	124
The Management Company	124
The Investment Managers	125
The Sub-Investment Managers	125
The Principal Distributors	126
The Domicile Agent	126
The Depositary	127
The Administrator	128
The Registrar and Transfer Agent	128
Securities Lending Agent	128
Conflicts of Interest	128
Fees, Charges and Expenses	130
Initial Charge	130
CDSC	130
Trading Fee	131
Switching Charge	131
Management Fees	131
Performance Fees	133
Technical Terms	133
Overview of Performance Fee Features	134
Performance Fee Calculation Methodology	135
Additional Fees and Expenses	141
Taxation	144
Luxembourg	144
Automatic Exchange of Information	144
The People's Republic of China	145

France	146
Further Information	147
1. Corporate Structure	147
2. Reports and Accounts	147
3. Capital	147
4. General Meetings and Notices to Shareholders	147
5. Liquidation of the Company	148
6. Liquidation, Merger and De-Merger of Funds and Share Classes	148
7. Directors' and Other Interests	149
8. Material Contracts	150
9. General	152
10. Investment Restrictions	153
11. Financial Techniques and Instruments	158
11.1 General	158
11.2 Transparency of Securities Financing Transactions and of Reuse (SFTR)	158
11.3 Financial Indices	162
11.4 Interest Rate Swaps	162
11.5 Credit Default Swaps	163
11.6 Collateral Management Policy for Securities Lending and OTC derivatives (including Total Return Swaps)	163
11.7 Counterparty Selection	166
12. Risk Management Process	167
13. Liquidity Risk Management	167
14. Complaints Handling	168
15. Documents Available for Inspection	168
Appendix 1 - Sustainability Approach	170
Funds that promote environmental and/or social characteristics within the meaning of Article 8(1) of SFDR :	170
Funds which have sustainable investment as their objectives within the meaning of Article 9 (1), (2) and (3) of SFDR	303

Important Information

The Directors, whose names are set out in the section 'Directors, Management and Administration' of this Prospectus accept responsibility for the information in this Prospectus. To the best of the Directors' knowledge and belief, having taken all reasonable care to ensure that such is the case, the information contained in this Prospectus is in accordance with the facts and does not omit anything likely to affect the import of such information. The Directors accept responsibility accordingly.

A KIID is available for each Share Class. The KIID and Prospectus can be obtained from the website www.janushenderson.com or from the Registrar and Transfer Agent. Investors shall be deemed to have read the latest version of each relevant KIID prior to submitting every investment application.

Subscriptions can be made only on the basis of the relevant Application Form and this current Prospectus accompanied by the latest version of the relevant KIID, the latest available audited annual report of the Company and by the latest half yearly report, if published later than such annual report.

Subsidiaries and/or delegated third parties of the Janus Henderson Group that investors communicate with about their investment may record telephone calls and other communications for training, quality and monitoring purposes and to meet regulatory record keeping obligations.

No person has been authorised to give any information or to make any representations in connection with the offering of Shares other than those contained in this Prospectus and the reports referred to above, and, if given or made, such information or representations must not be relied on as having been authorised by the Company. The delivery of this Prospectus (whether or not accompanied by any reports) or the issue of Shares shall not, under any circumstances, create any implication that the affairs of the Company have not changed since the date hereof.

The distribution of this Prospectus and the offering of Shares in certain jurisdictions may be restricted. Persons into whose possession this Prospectus comes are required by the Company to inform themselves of and to observe any such restrictions. This Prospectus does not constitute an offer or solicitation by anyone in any jurisdiction in which such offer, solicitation is not authorised or to any person to whom it is unlawful to make such offer or solicitation.

The Shares have not been registered before the Superintendencia del Mercado de Valores ("SMV") and are being placed by means of a private offer. SMV has not reviewed the information provided to the investor. This Prospectus is only for the exclusive use of institutional investors in Peru and is not for public distribution.

The Company draws the investors' attention to the fact that any investor will only be able to fully exercise their investor rights directly against the Company, notably the right to participate in general shareholders' meetings if the investor is registered themselves and in their own name in the shareholders' register of the Company. In cases where an investor invests in the Company through an intermediary investing into the Company in their name but on behalf of the investor, it may not always be possible for the investor to exercise certain shareholder rights directly against the Company. Investors are advised to take advice on their rights.

The Company is not registered in the United States of America under the Investment Company Act of 1940. The Shares have not been registered in the United States of America under the Securities Act of 1933. The Investment Manager is not registered under the Investment Advisers Act of 1940, as amended. The Shares made available under this offer may not be directly or indirectly offered or sold in the United States of America or any of its territories or possessions or areas subject to its jurisdiction or to or for the benefit of residents thereof, unless pursuant to an exemption from registration requirements available under the laws of the United States of America, any applicable statute, rule or interpretation. Applicants for Shares may be required to declare that they are not U.S. Persons and are not applying for Shares on behalf of any U.S. Person. Notwithstanding the foregoing, the Company may arrange for the issue of Shares as part of a private placement to investors who are in the United States or U.S. Persons, who, prior to their acquisition of Shares, deliver to the Company certain representations required under United States securities laws.

The recognition and authorisation of the Company in any jurisdiction does not require any authority to approve or disapprove or take responsibility for the adequacy or accuracy of this or any prospectus or the portfolios of securities held by the Company. Neither should recognition or authorisation be taken to imply any responsibility of any authority for the financial soundness of the Company or any of its Funds, or that investment in it is recommended, or that any statements made or opinions expressed with regard to it are correct. Any statement to the contrary is unauthorised and unlawful.

Investment in the Company should be regarded as a long-term investment. There can be no guarantee that the objective of the Company will be achieved. Potential investors must consider the section 'Investment and Risk Considerations' of this Prospectus.

If you require further information or data concerning the Funds, please visit the website www.janushenderson.com for information or details on how to contact us.

Potential investors should not treat the contents of this Prospectus as advice relating to legal, taxation, investment or any other matters and are recommended to consult their own professional advisers concerning the acquisition, holding or disposal of Shares.

Directory

The Company

Janus Henderson Horizon Fund

2 Rue de Bitbourg
L-1273 Luxembourg
Grand Duchy of Luxembourg

Management Company

Janus Henderson Investors Europe S.A.

2 Rue de Bitbourg
L-1273 Luxembourg
Grand Duchy of Luxembourg

Registrar and Transfer Agent

International Financial Data Services (Luxembourg) S.A.

47, avenue J.F Kennedy
L-1855 Luxembourg
Grand Duchy of Luxembourg

Correspondence Address:

Bishops Square
Redmond's Hill
Dublin 2
Ireland

Telephone number: +353 1 242 5453

Fax number: +353 1 562 5537

Depository

BNP Paribas Securities Services, Luxembourg Branch

Subject to local regulatory approvals, with effect on 1 October 2022, BNP Paribas Securities Services, Luxembourg Branch will cease to exist and BNP Paribas, Luxembourg Branch, as legal successor will continue to act as Depository.

60, avenue J.F Kennedy
L-1855 Luxembourg
Grand Duchy of Luxembourg

Administrator

BNP Paribas Securities Services, Luxembourg Branch

Subject to local regulatory approvals, with effect on 1 October 2022, BNP Paribas Securities Services, Luxembourg Branch will cease to exist and BNP Paribas, Luxembourg Branch, as legal successor will continue to act as Administrator.

60, avenue J.F Kennedy
L-1855 Luxembourg
Grand Duchy of Luxembourg

Auditor

PricewaterhouseCoopers, Société coopérative

2, rue Gerhard Mercator
B.P. 1443
L-1014
Grand Duchy of Luxembourg

Legal Advisers to the Company

in Luxembourg

Linklaters LLP

35 avenue John F. Kennedy
PO Box 1107
L-1011 Luxembourg
Grand Duchy of Luxembourg

in England

Eversheds LLP

One Wood Street
London
EC2V 7WS
United Kingdom

Investment Managers

Janus Henderson Investors UK Limited

201 Bishopsgate
London EC2M 3AE
United Kingdom

Janus Henderson Investors Denmark, filial af Janus Henderson Investors Europe S.A. (Luxembourg)

Hyskenstraede 3, st. Tv.
1207 København K Denmark

Sub-investment managers

Janus Henderson Investors US LLC

151 Detroit Street
Denver, Colorado 80206
United States of America

Janus Henderson Investors (Australia) Institutional Funds Management Limited

Level 47, Gateway
1 Macquarie place
Sydney NSW 2000
Australia

Janus Henderson Investors (Singapore) Limited

138 Market Street
#34-03/04 CapitaGreen
Singapore
048946

Janus Henderson Investors (Japan) Limited

Marunouchi Kitaguchi Building 27F
6-5, Marunouchi 1-chome
Tokyo 100-0005
Japan

Janus Henderson Investors (Jersey) Limited
47 Esplanade
St Helier
Jersey JE4 0BD

Domicile Agent

Janus Henderson Investors Europe S.A.
2 Rue de Bitbourg
L-1273 Luxembourg
Grand Duchy of Luxembourg

Principal Distributors

Janus Henderson Investors Europe S.A.
2 Rue de Bitbourg
L-1273 Luxembourg
Grand Duchy of Luxembourg

Janus Henderson Investors UK Limited
201 Bishopsgate
London EC2M 3AE
United Kingdom

Key Features of the Company

Janus Henderson Horizon Fund (“The Company”)

The Company is an open-ended investment company organised as a société anonyme under the laws of the Grand Duchy of Luxembourg and qualifies as a SICAV. The Company was incorporated in Luxembourg on 30 May 1985 pursuant to the Luxembourg laws of 10 August 1915 on commercial companies (as amended) and is qualified as an undertaking for collective investment in transferable securities under Part I of the Luxembourg law of 17 December 2010 relating to undertakings for collective investment, as amended (the “Law”).

The Company has appointed Janus Henderson Investors Europe S.A. as its Management Company.

What are the product characteristics?

In order to meet the specific needs of Shareholders, the Company may create within each Fund different Share Classes whose assets will be commonly invested pursuant to the investment objective of the applicable Fund.

The differences between Share Classes relate notably to the minimum investment amounts, the designated currency, the distribution policy, the type of investor who is eligible to invest, the hedging strategy and the charging structure applicable to each of them.

The Funds offer Distribution Shares and Accumulation Shares. The Company is a type of Collective Investment Scheme, which allows investors to pool their contributions with those of other like-minded people to create a portfolio of assets. A detailed description of the Company and of the rights attaching to the Shares is set out in the section ‘Further Information’ of this Prospectus.

Shares may be bought in the Base Currency of a Fund, or in additional Hedged Share Classes and/or Unhedged Share Classes that are made available from time to time. Shares may also be bought using any major currency accepted by the Registrar and Transfer Agent at the discretion of the Company.

However, if the currency of investment is different from the currency of denomination of the relevant Share Class, then the necessary currency conversion will be arranged on behalf, and at the risk and expense, of the applicant.

For any Unhedged Share Class, a currency conversion to the Base Currency will take place on subscription, redemption, switching and distributions at prevailing exchange rates. The value of any share expressed in a non-base currency which is unhedged will be subject to exchange rate risk in relation to the Base Currency.

An up-to-date list of the share classes available for the Funds can be obtained from the website www.janushenderson.com or from the registered office of the Company.

Hedged Share Classes

The Funds may offer Hedged Share Classes in order to mitigate currency risk between the Base Currency of the Fund and the currency of the Hedged Share Class, with the exception of BRL Hedged Share Classes (see further below). Where a Hedged Share Class is available, it will be expressed with the pre-fix “H” and described, for instance as Class A HEUR, Class A HGBP, Class A HUSD, Class A HBRL, Class A HSGD, Class A HSEK, Class A HAUD, Class A HCHF etcetera. The Company’s Investment Manager will employ financial instruments, such as foreign exchange forward contracts, as a hedge.

The value to be hedged will be made up of both capital and income and the Investment Manager intends to hedge between 95-105% of the value of the Hedged Share Class. Procedures are in place to monitor hedging positions to ensure that under-hedged positions are at all times within 95% of the portion of the net asset value of the Hedged Share Class which is to be hedged against currency risk and over-hedged positions do not exceed 105% of the net asset value of the Hedged Share Class. Adjustments to any hedge to keep within this target range will only be made when the required adjustment is material. As such the Hedged Share Classes will not be completely protected from all currency fluctuations. In such circumstances, Shareholders of that class may be exposed to fluctuations in the net asset value per Share reflecting the gains/losses on and the costs of the relevant financial instruments and this strategy may substantially limit holders of the class from benefiting if the Hedged Share Class currency falls against the Base Currency of the Fund and/or the currency in which the assets of the relevant Fund are denominated.

BRL Hedged Share Classes are only available at the Directors' discretion. BRL Hedged Share Classes aim to provide investors with currency exposure to BRL without using a Hedged Share Class denominated in BRL (i.e. due to currency trading restrictions on BRL). The currency of a BRL Hedged Share Class will be in the base currency of the relevant Fund. BRL currency exposure will be sought by converting the assets of the BRL Hedged Share Class from the relevant Fund's Base Currency value into BRL using financial derivative instruments (including non-deliverable currency forwards).

The net asset value of such BRL Hedged Share Classes will remain denominated in the Base Currency of the relevant Fund (and the net asset value per Share will be calculated in such Base Currency). However, due to the additional financial derivative instrument exposure, such net asset value is expected to fluctuate in line with the fluctuation of the exchange rate between BRL and such Base Currency. This fluctuation will be reflected in the performance of the relevant BRL Hedged Share Class, and therefore the performance of such BRL Hedged Share Class may differ significantly from the performance of the other Share Classes of the same Fund. Gains/losses, costs and expenses resulting from this BRL Hedged Share Class hedging strategy will normally be borne by investors of this BRL Hedged Share Class and will be reflected in the net asset value of the relevant BRL Hedged Share Class.

The costs and expenses incurred in connection with any currency hedging transactions related to Share Class hedging will normally be borne solely by such Hedged Share Classes and may be aggregated by such Hedge Share Classes denominated in the same currency in the same Fund.

Given that there is no segregation of liabilities between Share Classes, there is a risk that, under certain circumstances, currency hedging transactions in relation to a Hedged Share Class could result in liabilities which might affect the net asset value of the other Share Classes of the same Fund.

Please refer to the risks under 'Funds offering Hedged Share Classes' set out in the section 'Investment and Risk Considerations' of this Prospectus.

How may an investor buy Shares?

Initial purchases of Shares must be made by completing an Application Form. Investors will be required to indicate how they will obtain the KIID prior to submitting every investment application. A KIID is available for each Share Class. The KIID and Prospectus can be obtained from the website www.janushenderson.com or from the Registrar and Transfer Agent. The Company will not be able to accept any instruction from the investor unless they have signed and returned the declaration. This should be sent by post or facsimile or through other electronic means of communication (subject to the acceptance by the Shareholder of any electronic delivery terms imposed by the Fund and/or the Registrar and Transfer Agent) to the appropriate Distributor or to the Registrar and Transfer Agent. In the case of faxed orders for initial purchases, these should be followed with the original form by post. Subsequent purchases may be undertaken by post or facsimile or through other electronic means of communication (subject to the acceptance by the Shareholder of any electronic delivery terms imposed by the Fund and/or the Registrar and Transfer Agent) to the appropriate Distributor or to the Registrar and Transfer Agent. The completed Application Form, relevant documents to support the application, should be sent to the Registrar and Transfer Agent. Applicants are also requested to provide information required under relevant anti-money laundering laws and regulation. Failure to supply the required documentation in original or certified form, may delay the application from being processed. Investors shall be deemed to have read the latest version of each relevant KIID prior to submitting every investment application. Investors who obtain the KIID from the Registrar and Transfer Agent must confirm to have read the latest version of each relevant KIID prior to submitting every subsequent purchase. Applications may also be made through the Company's Authorised Distributors in the countries in which the Shares are offered and sold. In addition, Shares can be bought on any stock exchange on which the particular Fund is listed. Italian investors may subscribe to Shares of the Funds by adhering to a share accumulation plan (PAC) which allows subscribers to spread out the investment over time by making a series of payments. An investor wishing to buy Shares should refer to the 'How to Buy' paragraph under the section 'Buying, Redeeming and Switching Shares' of this Prospectus.

When is the price at which Shares are bought or sold determined?

Prices of Shares are calculated each Dealing Day by the Administrator. The price will be determined using a Valuation Point on or after the Dealing Cut-Off concerned. If extraordinary market conditions so require, the Directors may decide to postpone the Valuation Point. The Administrator adopts a 'forward pricing' policy,

which means that the price at which Shares are bought or sold (exclusive of any initial charge) is that calculated at the Valuation Point following receipt of the order. This means that it is not possible to know in advance the price at which the deal will be struck.

What rights do applicants have to cancel any purchase?

Once Shares have been bought, and subject to any provision to the contrary applicable in the jurisdictions where the Shares are sold, the applicant has no right to cancel the deal. However, a Shareholder can sell their Shares back to the Company at any time provided such rights of redemption have not been suspended or deferred and subject to any applicable conditions set out in this Prospectus.

What rights do Shareholders have to be paid distributions?

In respect of Distribution Shares, where issued, Funds may distribute gross income and net realised and unrealised capital gains, as well as capital, subject to the minimum capital requirement imposed by law. Distributions in respect of Distribution Shares as set out in the section 'Distribution Policy' of this Prospectus. No distributions will be made, in respect of Accumulation Shares. A calendar including details on the distribution policy and distribution frequency for all available Share Classes can be obtained from the website www.janushenderson.com or from the registered office of the Company.

How can Shareholders follow the progress of their investment?

Shareholders will be sent a statement showing all their holdings in the Company as at 30 June and 31 December each year. In the future the Company may provide a facility for Shareholders to view details of their holdings remotely, through any other communication medium. The semi-annual reports and accounts of the Company will be available to Shareholders upon request within two months of 31 December in each year and the annual reports and accounts will be available within four months of 30 June in each year. Prices of the Shares (exclusive of any initial charge) are available on each Business Day at the registered office of the Company or from the registered offices of the Principal Distributors.

The prices are available in the Base Currency of the relevant Fund. Shares may also be made available in Euro, Sterling, US Dollar, Singapore Dollars, Swiss Franc, Australian Dollar and Swedish Krona hedged versions or such other currencies as the Directors of the Company may determine from time to time (if these currencies are not the base currencies of the Funds concerned). The Hedged Share Class will similarly be offered at a price based on their net asset value plus, if applicable, an initial charge.

An up-to-date list of the share classes available for the Funds (including hedging policy) can be obtained from the website www.janushenderson.com or from the registered office of the Company.

Is it possible to switch an investment?

Shareholders may switch between Funds and, where applicable, between Classes of Shares (subject to applicable conditions set out in the section 'Buying, Redeeming and Switching Shares' of this Prospectus) by contacting the Registrar and Transfer Agent. Applications to switch may also in certain circumstances be made through Authorised Distributors in the countries in which Shares are offered and sold. A charge of up to 1% of the gross amount being switched may be made. An investor wishing to switch an investment, should refer to the 'How to Switch paragraph' under the section 'Buying, Redeeming and Switching Shares' of this Prospectus.

How do Shareholders redeem their Shares?

Shareholders may redeem their Shares by post or facsimile or through other electronic means of communication (subject to the acceptance by the Shareholder of any electronic delivery terms imposed by the Fund and/or the Registrar and Transfer Agent) to the appropriate Distributor or to the Registrar and Transfer Agent on any Dealing Day. Account Numbers should be quoted in all communications. Proceeds from the redemption will be released only on receipt of a written confirmation and on the provision that all AML documents have been duly received. Applications for redemption of Shares may also be made through the Authorised Distributors in the countries in which its Shares are offered and sold. In the future the Company may allow redemptions to be effected through or by any other communication medium.

How will charges and expenses affect Shareholders' investments?

The buying price and the selling price of a Share will be based on the net asset value and, in addition, applicable charges and a dilution adjustment, if applicable, may be levied.

A dilution adjustment may be reflected in the buying price and the selling price of a Share for such sum as may represent the percentage estimate of costs and expenses which may be incurred by the relevant Fund under certain conditions. Please refer to the 'Swing Pricing' paragraph under the section 'Buying, Redeeming and Switching Shares' of this Prospectus for further information.

A Principal Distributor is entitled to receive an initial charge which, unless otherwise notified, will not exceed 5% of the total amount invested by an investor (which equals a maximum of 5.26% of the net asset value of the Shares) on the issue of Class A, Class AB, Class F, Class H, Class HB, Class R, Class Q, Class S, Class SA, Class SB and Class X Shares for all Funds and Class B, Class C, Class E, Class G, Class GU, Class I, Class IB, Class IF, Class IU and Class M Shares for the below Funds:

- Asia-Pacific Property Income Fund
- Biotechnology Fund
- China A-Share Fund
- China Opportunities Fund
- Emerging Market Corporate Bond Fund
- Emerging Markets Innovation Fund
- Global Property Equities Fund
- Global Smaller Companies Fund
- Global Sustainable Equity Fund
- Global Technology Leaders Fund
- Responsible Resources Fund
- Japanese Smaller Companies Fund
- Pan European Absolute Return Fund
- Pan European Property Equities Fund
- Pan European Smaller Companies Fund
- Strategic Bond Fund
- Sustainable Future Technologies Fund
- US Sustainable Equity Fund

An alternative initial charge is payable on Class T and further details are outlined under the 'Fees, Charges and Expenses' section of the Prospectus.

Except for the Funds stated above, no initial charge is payable on Class E, Class G, Class GU, Class I, Class IU, Class IF, Class B, Class C and Class M Shares.

No initial charge is payable on Class Z of any Fund.

The initial charge is a maximum figure and may be waived, at the discretion of a Principal Distributor, in whole or in part. A Principal Distributor may in conjunction with each Authorised Distributor agree the proportion of the initial charge to be retained by the Authorised Distributor.

An up-to-date list of the share classes available for the Funds can be obtained from the website www.janushenderson.com or from the registered office of the Company.

A Principal Distributor reserves the right to impose a trading fee of up to 1% of the gross amount being redeemed on the redemption of any Share Class, which are redeemed up to 90 calendar days after the Shares have been purchased. The Company will in this respect follow a policy of equal treatment of all Shareholders in the same or comparable situations.

A switching charge of up to 1% of the gross amount being switched may be levied at the Principal Distributor's discretion on any Share Class. The Company will in this respect follow a policy of equal treatment of all Shareholders in the same or comparable situations.

A charge is also payable out of the assets of the relevant Fund for the ongoing management of the Company. The management fees vary between the Funds and Share Classes. The management fee is collected each month in arrears directly from the assets of the relevant Fund. More details regarding the management fees

are included in the section 'Fees, Charges and Expenses' of this Prospectus. Performance Fees may be charged on all of the Funds. However, there is no Performance Fee charged on the China A-Share Fund, the China Opportunities Fund, the Global Multi-Asset Fund, the Global Sustainable Equity Fund, Sustainable Future Technologies Fund, US Sustainable Equity Fund and the Bond Funds. More details of the Performance Fees are included in the section 'Fees, Charges and Expenses' of this Prospectus.

A shareholder servicing fee is payable to a Principal Distributor in respect of Class A, Class F, Class H, Class SA, Class SB, Class T and Class X Shares. No shareholder servicing fees are payable in respect of all other Share Classes. The shareholder servicing fee varies between the Funds and Share Classes. More details regarding the shareholder servicing fees are included in the section 'Fees, Charges and Expenses' of this Prospectus.

Further, a distribution fee at the annual rate of 0.6% per annum for the Regional and Specialist Funds and 0.35% per annum for the Bond Funds of the Fund's average daily total net assets is payable to the Authorised Distributor in respect of Class X Shares in compensation for providing distribution-related services to the Funds in respect of these Shares. A distribution fee at the annual rate of 1.0% per annum is payable for all Funds in respect of Class T Shares for providing distribution-related services to the Funds in respect of these Shares.

In addition to the charges described above, each Fund itself bears certain expenses, such as depositary and custody fees, administration fees, audit fees, legal fees, registration fees and tax, which are deducted from the total net assets of each Fund. These fees vary each year.

Different charges and expenses may apply to investors subscribing via an agent or a platform. Such investors must refer to the terms and conditions of the agent or platform.

Definitions

‘Account Number’	An account number or register number issued to clients who have previously been approved by the Company through the Registrar and Transfer Agent.
‘Accumulation Shares’ or ‘sub-class 2 Shares’	Class of Shares that do not entitle the Shareholder to the distribution of gross income and net realised and unrealised capital gains, which are accumulated instead.
‘Administrator’	<p>BNP Paribas Securities Services, Luxembourg Branch.</p> <p>Subject to local regulatory approvals, with effect on 1 October 2022, BNP Paribas Securities Services, Luxembourg Branch will cease to exist and BNP Paribas, Luxembourg Branch, as legal successor will continue to act as Administrator.</p>
Application Form	Any application form provided by the Registrar and Transfer Agent or the Authorised Distributors to be completed by subscribers for Shares.
‘Articles’	The Articles of Incorporation of the Company.
‘Auditors’	PricewaterhouseCoopers, Société cooperative.
‘Authorised Distributors’	The Principal Distributors and the distributors appointed by a Principal Distributor to procure sales of the Shares.
‘Base Currency’	The base currency for each of the Funds and currency in which the financial reports are prepared for each Fund.
‘Bond Connect Program’	Bond Connect is a mutual bond market access link between Hong Kong and the PRC which facilitates investment in the China Interbank Bond Market (“CIBM”) through mutual access and connection arrangements between the related financial infrastructure institutions of Hong Kong and the PRC without quota limitations.
‘Bond Funds’	The Funds listed under the heading ‘Bond Funds’ in the section ‘Funds’ of this Prospectus.
‘Business Day’	A bank business day in Luxembourg unless otherwise stated.
‘CDSC’	Means a contingent deferred sales charge, as described in the section ‘Fees, Charges and Expenses’ of this Prospectus.
‘CET’	Central European Time
‘China A-Shares’	Shares in mainland China based companies that trade on Chinese stock exchanges.
‘CIBM’	China Interbank Bond Market.
‘Class’ or ‘Classes’	Class A and/or Class AB and/or Class B and/or Class C and/or Class E and/or Class F and/or Class G and/or Class GU and/or Class H and/or Class HB and/or Class I and/or Class IB and/or Class IU and/or Class IF and/or Class M and/or Class Q and/or Class R and/or Class S and/or Class SA and/or Class SB and/or Class X and/or Class Z Shares, as appropriate.
‘Class A Share’	Each Share which may be subject to the initial charge and trading fee, as described in the section ‘Fees, Charges and Expenses’ of this Prospectus.

‘Class AB Share’	Each Share which may be subject to the initial charge and trading fee, as described in the section ‘Fees, Charges and Expenses’ of this Prospectus. Class AB Shares are only available to certain Investors who subscribe within a certain period of the launch date of the relevant Fund. Investors who have subscribed to this Share Class can continue investing in this Share Class even after the initial subscription period has passed. Class AB Shares may be available in other circumstances at the discretion of the Directors.
‘Class B Share’	Each Share which may be subject to the initial charge and trading fee, as described in the section ‘Fees, Charges and Expenses’ of this Prospectus, and which is solely available to Institutional Investors within the meaning of Article 174 of the Law. Investors of Class B Shares must demonstrate sufficiently that they qualify as Institutional Investors by providing the Company and its Registrar and Transfer Agent with sufficient evidence. Class B Shares are only available on the European Growth Fund. These Shares are closed to investments from new Investors.
‘Class C Share’	Each Share which may be subject to the initial charge and trading fee, as described in the section ‘Fees, Charges and Expenses’ of this Prospectus and which is solely available to Institutional Investors within the meaning of Article 174 of the Law. Investors of Class C Shares must demonstrate sufficiently that they qualify as Institutional Investors by providing the Company and its Registrar and Transfer Agent with sufficient evidence. Class C Shares are available in certain countries, through specific Authorised Distributors selected by a Principal Distributor.
‘Class E Share’	<p>Each Share which may be subject to the initial charge and trading fee, as described in the section ‘Fees, Charges and Expenses’ of this Prospectus, and which is solely available to Institutional Investors within the meaning of Article 174 of the Law. Investors of Class E Shares must demonstrate sufficiently that they qualify as Institutional Investors by providing the Company and its Registrar and Transfer Agent with sufficient evidence.</p> <p>Class E Shares will only be available at the discretion of the Directors. The Directors may determine that once the total net assets of the Class E Shares available in a Fund reaches or is greater than a particular amount, the Class E Shares in that Fund may be closed to subscriptions. Information on the amount so determined by the Directors and information on whether Class E Shares are closed to subscriptions are available at the registered office of the Company.</p>
‘Class F Share’	Each Share which may be subject to the initial charge and trading fee, as described in the section ‘Fees, Charges and Expenses’ of this Prospectus. Class F Shares are available in certain countries, through specific Authorised Distributors selected by a Principal Distributor.
‘Class G Share’	Each Share which may be subject to the initial charge and trading fee, as described in the section ‘Fees, Charges and Expenses’ of this Prospectus, and which is solely available to Institutional Investors within the meaning of Article 174 of the Law. Investors of Class G Shares must demonstrate sufficiently that they qualify as Institutional Investors by providing the Company and its Registrar and Transfer Agent with sufficient evidence. Class G Shares are restricted to Investors with a minimum total investment in Funds of the Company of €1,000,000,000 (or the equivalent in another currency) at the time of the initial investment and have specific distribution arrangements with a Principal Distributor. This minimum may be reduced at the discretion of the Directors.
‘Class GU Share’	Each Share which may be subject to the initial charge and trading fee, as described in the section ‘Fees, Charges and Expenses’ of this Prospectus, and which is solely available to Institutional Investors within the meaning of Article

174 of the Law. Investors of Class GU Shares must demonstrate sufficiently that they qualify as Institutional Investors by providing the Company and its Registrar and Transfer Agent with sufficient evidence. Class GU Shares are restricted to Investors with a minimum total investment in Funds of the Company of €1,000,000,000 (or the equivalent in another currency) at the time of the initial investment and have specific distribution arrangements with a Principal Distributor. This minimum may be reduced at the discretion of the Directors.

‘Class H Share’

Each Share which may be subject to the initial charge and trading fee, as described in the section ‘Fees, Charges and Expenses’ of this Prospectus. Class H Shares are available in certain countries, through specific Authorised Distributors which, according to their regulatory requirements or based on individual fee arrangements with their clients, do not keep trail commission, rebates or retrocessions. Class H Shares may be available in other circumstances and jurisdictions at the discretion of the Directors. The full list of jurisdictions is available at the registered office of the Company.

‘Class HB Share’

Each Share which may be subject to the initial charge and trading fee, as described in the section ‘Fees, Charges and Expenses’ of this Prospectus. Class HB Shares are available in certain countries, through specific Authorised Distributors which, according to their regulatory requirements or based on individual fee arrangements with their clients, do not keep trail commission, rebates or retrocessions. Class HB Shares are only available to certain Investors who subscribe within a certain period of the launch date of the relevant Fund. Any Investors who have subscribed to this Share Class can continue investing in this Share Class even after the initial subscription period has passed. Class HB Shares may be available in other circumstances at the discretion of the Directors.

‘Class I Share’

Each Share which may be subject to the initial charge and trading fee, as described in the section ‘Fees, Charges and Expenses’ of this Prospectus, and which is solely available to Institutional Investors within the meaning of Article 174 of the Law. Investors of Class I Shares must demonstrate sufficiently that they qualify as Institutional Investors by providing the Company and its Registrar and Transfer Agent with sufficient evidence.

‘Class IB Share’

Each Share which may be subject to the initial charge and trading fee, as described in the section ‘Fees, Charges and Expenses’ of this Prospectus, and which is solely available to Institutional Investors within the meaning of Article 174 of the Law. Investors of Class IB Shares must demonstrate sufficiently that they qualify as Institutional Investors by providing the Company and its Registrar and Transfer Agent with sufficient evidence. Class IB Shares are only available to certain Investors who subscribe within a certain period of the launch date of the relevant Fund. Any Investors who have subscribed to this Share Class can continue investing in this Share Class even after the initial subscription period has passed. Class IB Shares may be available in other circumstances at the discretion of the Directors.

‘Class IU Share’

Each Share which may be subject to the initial charge and trading fee, as described in the section ‘Fees, Charges and Expenses’ of this Prospectus, and which is solely available to Institutional Investors within the meaning of Article 174 of the Law. Investors of Class IU Shares must demonstrate sufficiently that they qualify as Institutional Investors by providing the Company and its Registrar and Transfer Agent with sufficient evidence.

‘Class IF Share’

Each Share which may be subject to the initial charge and trading fee, as described in the section ‘Fees, Charges and Expenses’ of this Prospectus, and which is solely available to Institutional Investors within the meaning of Article 174 of the Law. Investors of Class IF Shares must demonstrate sufficiently that

they qualify as Institutional Investors by providing the Company and its Registrar and Transfer Agent with sufficient evidence. Class IF Shares are available in certain countries, through specific Authorised Distributors selected by a Principal Distributor.

‘Class M Share’

Each Share which may be subject to the initial charge and trading fee, as described in the section ‘Fees, Charges and Expenses’ of this Prospectus, and which is solely available to Institutional Investors within the meaning of Article 174 of the Law. Investors of Class M Shares must demonstrate sufficiently that they qualify as Institutional Investors by providing the Company and its Registrar and Transfer Agent with sufficient evidence. Class M Shares are available in certain countries, through specific Authorised Distributors selected by a Principal Distributor.

‘Class Q Share’

Each Share which may be subject to the initial charge and trading fee, as described in the section ‘Fees, Charges and Expenses’ of this Prospectus. Class Q Shares are available in certain countries, through specific Authorised Distributors selected by a Principal Distributor.

‘Class R Share’

Each Share which may be subject to the initial charge and trading fee, as described in the section ‘Fees, Charges and Expenses’ of this Prospectus. Class R Shares are only available on the European Growth Fund. These Shares are closed to investments from new Investors.

‘Class S Share’

Each Share which may be subject to the initial charge and trading fee, as described in the section ‘Fees, Charges and Expenses’ of this Prospectus. Class S Shares are available in certain countries, through specific Authorised Distributors selected by a Principal Distributor.

‘Class SA Share’

Each Share which may be subject to the initial charge and trading fee, as described in the section ‘Fees, Charges and Expenses’ of this Prospectus. Class SA Shares are available in certain countries, through specific Authorised Distributors selected by a Principal Distributor.

‘Class SB Share’

Each Share which may be subject to the initial charge and trading fee, as described in the section ‘Fees, Charges and Expenses’ of this Prospectus. Class SB Shares are available in certain countries, through specific Authorised Distributors which, according to their regulatory requirements or based on individual fee arrangements with their clients, do not keep trail commission, rebates or retrocessions. Class SB Shares are restricted to Investors with a minimum total investment in Funds of the Company of €1,000,000,000 (or the equivalent in another currency) at the time of the initial investment and have specific distribution arrangements with a Principal Distributor. This minimum may be reduced at the discretion of the Directors. Class SB Shares may be available in other circumstances and jurisdictions at the discretion of the Directors. The full list of jurisdictions is available at the registered office of the Company.

‘Class T Share’

Each Share is subject to CDSC terms, the trading fee and distribution fee, as described in the section ‘Fees, Charges and Expenses’ of this Prospectus. Class T Shares are available in certain countries, through specific Authorised Distributors. Class T Shares may be available in other circumstances and jurisdictions at the discretion of the Directors. The full list of jurisdictions is available at the registered office of the Company.

‘Class X Share’

Each Share which may be subject to the initial charge, trading fee and distribution fee as described in the section ‘Fees, Charges and Expenses’ of this Prospectus.

‘Class Z Share’	Each Share which may be subject to the trading fee, as described in the section ‘Fees, Charges and Expenses’ of this Prospectus, and which is solely available to Institutional Investors within the meaning of Article 174 of the Law. Investors of Class Z Shares must demonstrate sufficiently that they qualify as Institutional Investors by providing the Company and its Registrar and Transfer Agent with sufficient evidence.
‘Collective Investment Scheme(s)’	A UCITS or other UCI in which the Fund may invest, as determined in accordance with the section ‘Investment Restrictions’ of this Prospectus.
‘Commitment Approach’	<p>A methodology used to determine global risk exposure of a fund, whereby financial derivative instrument positions of a fund are converted into the market value of the equivalent position in the underlying asset(s) of the financial derivative instrument, allowing netting and hedging arrangements foreseen in the CESR Guidelines 10-788.</p> <p>The incremental exposure and leverage generated through the use of such financial derivative instruments may not exceed the total of the Fund’s net asset value. This also includes exposure from embedded derivatives and techniques and instruments (including securities lending transactions) in order to generate additional leverage or exposure to market risk, but not temporary borrowing.</p>
‘Common Reporting Standard’ or ‘CRS’	Global standard for the automatic exchange of financial account information, developed in the context of the OECD.
‘Company’	“Janus Henderson Horizon Fund”, an open-ended investment company with variable capital (SICAV).
‘Dealing Cut-Off’	13:00 CET on any Dealing Day.
‘Dealing Day’	<p>For a deal placed before the Dealing Cut-Off on a Business Day, the Dealing Day is that Business Day; for a deal placed after the Dealing Cut-Off on a Business Day, the Dealing Day is the following Business Day, provided in both cases the relevant Business Day does not fall on:</p> <p>(i) a day when dealing has been suspended in the circumstances specified under the section ‘Possible Deferral or Suspension of Redemptions’ of this Prospectus, in which case the Dealing Day will be the Business Day on which dealing has recommenced; or</p> <p>(ii) a day which the Management Company has determined as a non-dealing day for the relevant Funds in the best interests of Shareholders (e.g. if a significant portion of a Fund’s portfolio becomes exposed to restricted or suspended dealing due to public holiday(s) in the relevant market(s), or for other material reasons). In this case, the Dealing Day will be the Business Day immediately after the relevant non-dealing day.</p> <p>The schedule of expected non-dealing days is available at www.janushenderson.com and will be updated at least semi-annually and in advance of the relevant non-dealing days shown in the schedule. However, the schedule may also be updated from time to time in the presence of exceptional circumstances in respect of specific Fund(s) where the Management Company believe it is in the best interests of the Shareholders of the relevant Fund(s).</p>
‘Depositary’	<p>BNP Paribas Securities Services, Luxembourg Branch.</p> <p>Subject to local regulatory approvals, with effect on 1 October 2022, BNP Paribas Securities Services, Luxembourg Branch will cease to exist and BNP</p>

	Paribas, Luxembourg Branch, as legal successor will continue to act as Depositary.
‘Depositary Receipt’	A Depositary Receipt is a bank-issued negotiable certificate which is traded on a stock exchange, representing shares of a company.
‘Directors’ or ‘Board of Directors’	The board of directors of the Company.
‘Distribution Shares’ or ‘sub-class 1 Shares’ and/or ‘sub-class 3 Shares’ and/or ‘sub-class 4 Shares and/or ‘sub-class 5 Shares’	Classes of Shares which distribute as detailed in the section ‘Distribution Policy’ of this Prospectus that entitle the Shareholder to a periodic distribution.
‘Domicile Agent’	Janus Henderson Investors Europe S.A.
‘EEA’	The European Economic Area.
‘Equity-Related Instrument(s)’	An Equity-Related Instrument is a transferable security with performance that is directly related to equities. Examples include Depositary Receipts and REITs.
‘ESG’	Environmental, social and governance.
‘ESTR’ or ‘€STR’	Euro Short-Term Rate
‘ETD’	Exchange-traded derivatives
‘ETF(s)’ or ‘Exchange Traded Fund(s)’	An investment fund listed on a stock exchange which represents a pool of securities, commodities or currencies which typically track the performance of an index. ETFs are traded like shares. Investment in open-ended or closed-ended ETFs will be allowed if they qualify as (i) UCITS or other UCIs or (ii) Transferable Securities, respectively.
‘EU’	The European Union
‘European Market Infrastructure Regulation’ or ‘EMIR’	EU Regulation No 648/2012 on OTC derivatives, central counterparties and trade repositories, as amended from time to time.
‘Expected Leverage’	<p>This is based on the sum of notional exposures of financial derivative instruments in the investment portfolio including those held for risk reduction purposes. This methodology does not make a distinction between financial derivative instruments that are used for investment or risk reduction purposes. As a result, strategies that aim to reduce risk will contribute to an increased level of leverage for the Fund.</p> <p>Please refer to ‘<i>General Policies Applicable to All Funds</i>’ under the section ‘<i>Funds</i>’ of this Prospectus for further information.</p>
‘FCA’	Financial Conduct Authority.
‘FATCA’	Foreign Account Tax Compliance Act provisions of the United States Hiring Incentives to Restore Employment Act.
‘Fund’ or ‘Funds’	A sub-fund(s) of the Company, each being a pool of assets in the Company invested in accordance with the investment objective applicable to that sub-fund.

‘GHG’	Scope 1 and 2 greenhouse gas emissions
‘Hard Currencies’ or ‘Hard Currency’	Hard currency means currencies of economically developed and politically stable countries that can offer a store of value, and that is widely accepted for payment. The most prominent hard currencies are the United States Dollar (USD), the Euro (EUR), the Canadian Dollar (CAD), the British Pound Sterling (GBP), the Japanese Yen (JPY) and the Swiss franc (CHF)
‘Hedged Share Class(es)’	Class of Shares designated in a currency other than the Base Currency which hedges currency exposure with the exception of BRL Hedged Share Classes.
‘Institutional Investor(s)’	<p>An Investor or Shareholder who qualifies as an institutional investor within the meaning of the Article 174 of the 2010 Law such as:</p> <ul style="list-style-type: none"> • banks and other professionals of the financial sector, insurance and reinsurance companies, social security institutions and pension funds, industrial, charitable institutions, commercial and financial group companies, all subscribing on their own behalf, and the structures which such investors put into place for the management of their own assets; • credit institutions and other professionals of the financial sector established in or outside Luxembourg investing in their own name but on behalf of Institutional Investors as defined above; • credit institutions and other professionals of the financial sector established in or outside Luxembourg which invest in their own name but on behalf of their clients on the basis of a discretionary management mandate; • collective investment schemes established in or outside Luxembourg; • holding companies or similar entities, whether Luxembourg based or not, whose shareholders/beneficial owners are individual person(s) who are wealthy and may reasonably be regarded as sophisticated investors and where the purpose of the holding company is to hold important financial interests/investments for an individual or a family; • a holding company or similar entity, whether Luxembourg based or not, which as a result of its structure, activity and substance constitutes an Institutional Investor; • holding companies or similar entities, whether Luxembourg based or not, whose shareholders are Institutional Investors as described in the foregoing paragraphs; and/or • national and regional governments, central banks, international or a supranational institutions and other similar organisations.
‘Investment Manager(s)’	<p>Janus Henderson Investors UK Limited.</p> <ul style="list-style-type: none"> - Janus Henderson Investors Denmark, filial af Janus Henderson Investors Europe S.A. (Luxembourg). <p>The Investment Manager, and/or any Sub-Investment Manager(s), that are responsible for each Fund can be found in the section “Directors, Management and Administration” of this Prospectus.</p>

‘Investor(s)’	A subscriber for Shares
‘Investment Restrictions’	The investment restrictions applicable to the Company and the Funds as set forth in section 10 of the section ‘Further Information’ of this Prospectus.
‘Janus Henderson Group’	Janus Henderson Group plc, a public company limited by shares incorporated in Jersey with register number 101484, or any of its subsidiaries.
‘Key Investor Information Document’ or ‘KIID’	The KIID is a concise two page document delivering key information that an Investor needs to know about a Fund before they invest, such as the investment objective and policy of the Fund, its charges, and the risks associated with investing in it. The information contained in the KIID is prescribed by law and aims to simplify comparison of investment products and different investment managers. Each Share Class of a Fund in the Company will have a KIID.
‘Law’	The Luxembourg law of 17 December 2010 relating to undertakings for collective investment, as amended.
‘Management Company’	Janus Henderson Investors Europe S.A.
‘Member State’	A member state of the EU.
‘Money Market Instruments’	Instruments as defined in Article 2(1)(o) of the UCITS Directive and as referred to in Article 3 of Commission Directive 2007/16/EC
‘OECD’	Organisation for Economic Co-operation and Development
‘Ongoing Charges’	All annual charges and other payments taken from the assets of the relevant Fund over a defined period and based on the figures for the preceding year in accordance with Commission Regulation (EU) No 583/2010 of 1 July 2010.
‘Other State’	Any state of Europe which is not a Member State or a member state of the OECD and all other countries of Europe (excluding the Russian Federation), North America, South America, Africa, Asia and Australia and Oceania.
‘Over-the-counter’ or ‘OTC’	A security traded in some context other than on a formal exchange
‘PAC’	A share accumulation plan for Italian investors (a Piano di Accumulo del Capitale or Plan For Capital Accumulation).
‘Performance Fee’	<p>A fee payable by a Fund in addition to the Annual Management Charge as described in the section “Fees, Charges and Expenses” of this Prospectus.</p> <p>Performance Fees may be charged on all of the Funds. However, there is no Performance Fee charged on the China A-Share Fund, the China Opportunities Fund, the Global Multi-Asset Fund, the Global Sustainable Equity Fund, Sustainable Future Technologies Fund, US Sustainable Equity Fund and the Bond Funds and certain Share Classes of other Funds as detailed in the section ‘Fees, Charges and Expenses’ of this Prospectus. These fees accrue daily and are payable annually. The level and calculation of these fees varies between the Funds and is set out in the section ‘Fees, Charges and Expenses’ of this Prospectus.</p>
‘Performance Target’	The level of performance a Fund seeks to achieve, which may be either before the deduction of charges (gross) or after the deduction of charges (net), over a stated period. Where stated for the relevant Fund, the Investment Manager aims

	to achieve an excess return above the stated benchmark or rate and, where relevant, by a specific percentage.
‘PRC’	People’s Republic of China.
‘Principal Distributor(s)’	Janus Henderson Investors Europe S.A. or Janus Henderson Investors UK Limited.
‘Real Estate Investment Trust’ or ‘REIT’	<p>Real Estate Investment Trust is a generic term that derives from the US Real Estate Investment Trust but refers to a generic assortment of tax-privileged investment vehicles in several countries. These include the Australian Listed Property Trusts, similar vehicles in France, Belgium, Holland and the United Kingdom, as well as new versions in Japan, Singapore, South Korea and Malaysia.</p> <p>The precise characteristics of these vehicles vary, but the essential feature is freedom from, or a significant reduction of income and capital gains tax at the corporate level. This is usually in exchange for the obligation to distribute all, or nearly all net income to shareholders. There may also be other restrictions concerning the source of tax-exempt income, borrowing, development, management or ownership. There may also be a requirement that the vehicle be listed on a recognised stock exchange.</p> <p>All references to ‘REITs’ in this prospectus refer to REITs that qualify as transferable securities. For a REIT to qualify as a transferable security it must be both a closed-ended trust and have units that are listed on a Regulated Market, thereby making it an eligible investment for a UCITS and under local Law.</p>
‘Regional Funds’	The Funds listed under the heading ‘Regional Funds’ in the section ‘Funds’ of this Prospectus.
‘Registrar and Transfer Agent’	International Financial Data Services (Luxembourg) S.A.
‘Regulated Market(s)’	As defined in the Directive 2014/65/EU of the European Parliament and of the Council of 15 May 2014 on markets in financial instruments, as amended.
‘Securities Lending Agent’	J.P. Morgan SE
‘SFTR’	Regulation (EU) 2015/2365 of the European Parliament and the Council dated 25 November 2015 on transparency of securities financing transactions and of reuse.
Settlement Day	<p>For all Funds (save for the Global Multi Asset Fund), the settlement day is up to the third (3rd) Business Day after the applicable Dealing Cut-Off in relation to the purchase, redemption or switching of Shares.</p> <p>For the Global Multi Asset Fund, the settlement day is up to the fourth (4th) Business Day after the applicable Dealing Cut-Off in relation to the purchase, redemption or switching of Shares.</p>
‘Share Class(es)’	The designation of a Share that confers the specific rights as set out in this Prospectus.
‘Shanghai Stock Connect’	A securities trading and clearing links programme developed by Hong Kong Exchanges and Clearing (“HKEx”), the Shanghai Stock Exchange (“SSE”) and China Securities Depository and Clearing Corporation Limited (“ChinaClear”)

	with an aim to achieve mutual stock market access between the PRC and Hong Kong.
‘Shenzhen Stock Connect’	A securities trading and clearing links programme developed by HKEx, the Shenzhen Stock Exchange (“SZSE”) and ChinaClear with an aim to achieve mutual stock market access between the PRC and Hong Kong.
‘Shareholder’	A registered holder of Shares.
‘Share(s)’	Shares of no par value in the Company in respect of any Fund and means any of the Class A, Class AB, Class B, Class C, Class E, Class F, Class G, Class GU, Class H, Class HB, Class I, Class IB, Class IU, Class IF, Class M, Class Q, Class R, Class S, Class SA, Class SB, Class T, Class X, or Class Z Shares for each Fund as the context permits.
‘SICAV’	Société d’investissement à capital variable.
‘SONIA’	Sterling Overnight Index Average
‘SOFR’	Secured Overnight Financing Rate.
‘SORA’	Singapore Overnight Rate Average.
‘Specialist Funds’	The Funds listed under the heading ‘Specialist Funds’ in the section ‘Funds’ of this Prospectus.
‘STAR Board’	The Science and Technology Innovation (STAR) Board A stock market within the Shanghai Stock Exchange (“SSE”) that focuses on companies in high-tech and strategically emerging sectors.
‘Stock Connect Programs’	The Shanghai Stock Connect and the Shenzhen Stock Connect. The Stock Connect Programs comprises the Northbound link, through which a Fund may purchase and hold China A-Shares, and the Southbound link, through which Investors in Mainland China may purchase and hold shares listed on the Hong Kong Exchanges and Clearing (“HKEx”). The Company will trade through the Northbound link.
‘Sub-Investment Manager(s)’	<ul style="list-style-type: none"> - Janus Henderson Investors US LLC - Janus Henderson Investors (Australia) Institutional Funds Management Limited - Janus Henderson Investors (Singapore) Limited - Janus Henderson Investors (Japan) Limited - Janus Henderson Investors (Jersey) Limited <p>The Investment Manager, and/or any Sub-Investment Manager(s), that are responsible for each Fund can be found in the section “Directors, Management and Administration” of this Prospectus.</p>
‘Sustainable Finance Disclosure Regulation’ or ‘SFDR’	Regulation (EU) 2019/2088 of the European Parliament and of the Council of 27 November 2019 on sustainability-related disclosures in the financial service sector, as may be amended and/or supplemented and/or replaced from time to time.

‘Taxonomy Regulation’	Regulation (EU) 2020/852 of the European Parliament and of the Council of 18 June 2020 on the establishment of a framework to facilitate sustainable investment, as amended from time to time.
‘Total Expense Ratio’ or ‘TER’	Total Expense Ratios have been calculated in accordance with the principles set down by the European Fund and Asset Management Association, the pan-European umbrella organization of the investment funds industry to comply with the Code of Conduct for the Swiss Funds Industry. The method for calculation is total operating expenses (sum of costs and commissions but not including negative investment income) divided by the average net asset value for the period. This is calculated on a Share Class basis.
‘Transferable Securities’	<ul style="list-style-type: none"> - shares and other securities equivalent to shares (“equities”); - bonds and other debt instruments; and - any other negotiable securities, which carry the right to acquire any such Transferable Securities by subscription or exchange, with the exclusion of techniques and instruments referred to in the section “Financial Techniques and Instruments” of this Prospectus.
‘UCI’	An “undertaking for collective investment” within the meaning of Article 2 (2) of the Law.
‘UCITS’	An undertaking for collective investment in Transferable Securities within the meaning of the UCITS Directive.
‘UCITS Directive’	The Directive 2009/65/EC as amended.
‘UK’	United Kingdom
‘UN Global Compact Principles’ or ‘UNGC Principles’	<p>The United Nations’ Global Compact is a non-binding, voluntary initiative that encourages businesses and firms worldwide to adopt sustainable and socially responsible policies, and to report on their implementation. The UN Global Compact is a principle-based framework for businesses, and consists of ten principles derived from:</p> <ul style="list-style-type: none"> - The Universal Declaration of Human Rights - The International Labour Organization’s Declaration on Fundamental Principles and Rights at Work - The United Nations Convention Against Corruption - The Rio Declaration on Environment and Development.
‘Unhedged Share Class(es)’	Class of Shares designated in a currency other than the Base Currency which are exposed to fluctuations in currency.
‘US’ or ‘United States’	The United States of America (including the States and the District of Columbia), its territories, its possessions and any other areas subject to its jurisdiction.
‘U.S. Person’	A beneficial owner of Shares who is a U.S. Person, as defined in Regulation S of the US Securities Act of 1933, as amended or excluded from the definition of a ‘Non-United States person’ as used in Rule 4.7 of the Commodity Futures Trading Commission.
‘Valuation Point’	The point, whether on a periodic basis or for a particular valuation, at which a valuation of the fund assets is carried out for the purpose of determining the price at which Shares may be issued, switched, cancelled or redeemed.

‘Value at Risk’ or ‘VaR’	VaR is a measure of the potential loss to the Fund due to market risk. More particularly, VaR measures the potential loss at a given confidence level (probability) over a specific time period under normal market conditions.
‘AU\$’ or ‘AUD’	Australian Dollars
‘BRL’	Brazilian Real
‘CAD’	Canadian Dollars
‘CHF’	Swiss Franc
‘€’ or ‘EUR’	Euro
‘£’ or ‘GBP’	Pound Sterling
‘NOK’	Norwegian Krone
‘RMB’ or ‘Renminbi’	The official currency of the PRC used to denote the Chinese currency traded in the onshore and offshore markets. All references to Chinese currency (including each of the terms ‘Renminbi’, ‘RMB’, ‘CNY’ or ‘CNH’) used in this Prospectus, or in any documentation relating to investments in the Funds should be interpreted only as references to the offshore Renminbi market currency (CNH).
‘SEK’	Swedish Krona
‘S\$’ or ‘SGD’	Singapore Dollars
‘\$’ or ‘USD’	United States Dollars
‘¥’ or ‘JPY’	Japanese Yen

Key Information

Structure:	The Company is an open-ended investment company established in Luxembourg. The Company is offering, pursuant to this Prospectus, different Classes and sub-classes of Shares in the Funds. The Company has appointed Janus Henderson Investors Europe S.A. as its Management Company.
Sub-Classes of Shares:	Each Fund is divided into Classes of Shares which have different fee structures. All sub-classes of Shares of a Fund participate in all of the assets of that Fund (save for assets and liabilities directly attributable to a particular sub-class of Shares).
Investment Objective:	Each Fund has a specific investment objective designed to meet the differing requirements of Investors.
Initial Charge:	<p>An initial charge payable to a Principal Distributor (or Authorised Distributors at a Principal Distributor's discretion) may be levied which until otherwise notified, will not exceed 5% of the total amount invested by an investor (which equals a maximum of 5.26% of the net asset value of the Shares) on the issue of certain Shares of the relevant Funds.</p> <p>Further details can be found in the section 'Fees, Charges and Expenses' of this Prospectus.</p>
Trading Fee:	Up to 1% of the gross amount being redeemed if redeemed within 90 calendar days of purchase.
Switching Fee:	Up to 1% of the gross amount being switched.
Management Fee:	This varies between the Funds and Share Classes. The management fee is collected each month in arrears directly from the assets of the relevant Fund. More details regarding the management fees are included in the section 'Fees, Charges and Expenses' of this Prospectus.
Shareholder Servicing Fee:	This fee accrues daily, is payable monthly in arrears and is based on the average total net assets of Class A, Class F, Class H, Class SA, Class SB, Class T and Class X Shares of the relevant Funds. Further details can be found in the section 'Fees, Charges and Expenses' of this Prospectus.
Distribution Fee:	This fee accrues daily, is payable monthly in arrears and is based on the average total net assets of Class X Shares of the relevant Funds. Further details can be found in the section 'Fees, Charges and Expenses' of this Prospectus.
Minimum subscription:	The minimum initial and subsequent subscription amounts can be found in the section 'Buying, Redeeming and Switching Shares' of this Prospectus. These minima may be waived for reasons including but not limited to facilitating investments in regular savings schemes. Shares will be issued to three decimal places.
Distribution Policy:	This is set out in the section 'Distribution Policy' of this Prospectus. A calendar including details on the distribution policy and distribution frequency for all available Share Classes can be obtained from the website www.janushenderson.com or from the at the registered office of the Company.
Annual Accounting Date:	30 June.

Funds

The information set out in this section should be read in conjunction with the applicable general policies set out below.

Investors' attention is also drawn to the disclosures set out in the risk considerations set out in the section 'Investment and Risk Considerations' of this Prospectus.

Investors should note that the Funds (save for the Global Multi-Asset Fund) are designed to be used only as a component in a diversified investment portfolio. Investors should consider carefully the proportion of their portfolio invested into these Funds.

Sustainable Finance Disclosure Regulation (SFDR)

Information related to (i) environmental or social characteristics; and/or (ii) sustainable investments for the relevant Funds, is contained in 'Appendix 1 - Sustainability Approach' of the Prospectus. The sustainability related risk considerations are set out under the "General Risk Considerations Applicable to Certain Funds" section of the Prospectus.

Principal Adverse Impacts – All Funds

The Management Company does not currently consider the principal adverse impacts of investment decisions on sustainability factors in accordance with the specific regime outlined in the SFDR (the PAI Regime). Taking into account the size, nature and scale of the Management Company's activities and the types of products the Management Company currently makes available, the Management Company has decided not to comply with the PAI Regime at this time.

General Policies Applicable to All Bond Funds

All references to 'investment grade' bonds or other fixed income securities are to the credit rating given by any major international rating agency which the Investment Manager believes is at least equivalent to investment grade status. The Investment Manager currently considers this to be rated BBB- or higher by Standard & Poor's, Baa3 or higher by Moody's, BBB- or higher by Fitch or if an instrument is unrated, are of comparable quality in the opinion of the Investment Manager.

Likewise, all references to 'non-investment grade' bonds or other fixed income securities are to those which fall below a credit rating given by any major international rating agency which the Investment Manager believes are not equivalent to investment grade status. The Investment Manager currently considers this to be rated BB+ or lower by Standard & Poor's, Ba1 or lower by Moody's, BB- or lower by Fitch or if an instrument is unrated, are of comparable quality in the opinion of the Investment Manager. The Investment Manager may also categorise an instrument which meets its criteria for investment grade status, as non-investment grade, if it considers it appropriate to do so.

Where the Fund refers to strategies within its investment policy these may include, but are not limited to the following for investment and hedging purposes: -

- **Duration** - actively managing the overall interest rate risk (duration) of the Fund to benefit from or reduce the impact of movements in the overall level of bond markets
- **Credit** - actively managing the overall credit risk of the Fund in order to benefit from or reduce the impact of changes in the level of credit risk embedded in market prices
- **Sector** - actively managing the allocation of the Fund to different sectors of the global bond markets and other permitted markets
- **Region** – actively managing the allocation of the Fund between North America, Europe, Asia-Pacific and Emerging Markets
- **Country** – actively managing the allocation of the Fund between countries
- **Security** – selection of individual securities or issuers with the intention of adding value to the Fund
- **Yield curve** - actively managing the positioning of the Fund with respect to the term structure of interest rates (the yield curve) in order to add value to the Fund or reduce the impact of changes in the shape of the yield curve

- **Active currency** - actively managing the currency exposure of the fund in order to benefit from the movements in foreign exchange rates

Where the Fund uses total return swaps or other financial derivative instruments with similar characteristics, the underlying assets and investment strategies to which exposure will be gained are in accordance with the Fund's investment objective and the section 'Investment Restrictions' of this Prospectus. For further details, Investors should refer to section "Further Information" below.

General Policy Applicable to Funds with Expected Leverage Disclosed

Where the Expected Leverage is disclosed for each relevant Fund please note that it is only an indicative level and is not a regulatory limit. This level of leverage will vary over time under differing market conditions (e.g. at times of very low market volatility) as the Investment Manager seeks to ensure that the Fund meets its investment objective rather than any Expected Leverage. The latest annual report and accounts will provide the actual levels of leverage over the past period and additional explanations in relation to this figure.

General Policies Applicable to All Funds

To the extent permitted by the section 'Investment Restrictions' of this Prospectus, the Funds may also invest in either closed-ended or open-ended investment funds, or other Transferable Securities, including derivatives, which invest in, or provide a return linked to, any of the Transferable Securities that they are permitted to invest in.

Benchmark Regulation

The list of administrators and/or benchmarks that are included in the register maintained by ESMA under the Regulation EU 2016/1011 of the European Parliament and of the Council (the "Benchmark Regulation") is available on <https://registers.esma.europa.eu/publication/>. As at the date of the Prospectus, the following are administrators and/or benchmarks included in the register maintained by ESMA under the Benchmark Regulation in respect of the relevant Fund:

Benchmark Administrator	Benchmark	Fund(s)
FTSE International Limited	FTSE EPRA Nareit Developed Europe Capped Index Net TRI	Pan European Property Equities Fund
FTSE International Limited	FTSE EPRA Nareit Developed Index	Global Property Equities Fund
FTSE International Limited	FTSE EPRA Nareit Developed Asia Dividend Plus Index	Asia-Pacific Property Income Fund
FTSE International Limited	FTSE World Europe ex UK Total Return Index	European Growth Fund
FTSE International Limited	FTSE World Europe Index	Pan European Equity Fund
MSCI Limited	MSCI AC Asia Pacific Ex Japan High Dividend Yield Index	Asian Dividend Income Fund
MSCI Limited	MSCI AC Asia Pacific ex Japan Index	Asian Growth Fund
MSCI Limited	MSCI ACWI Information Technology Index + MSCI ACWI Communication Services Index	Global Technology Leaders Fund
MSCI Limited	MSCI Emerging Markets Index	Emerging Markets Innovation Fund
MSCI Limited	MSCI EMU Net Return EUR	Euroland Fund
MSCI Limited	MSCI World Small Cap Index	Global Smaller Companies Fund
MSCI Limited	MSCI Europe Small Cap Index	Pan European Smaller Companies Fund
S&P DJI Netherlands B.V.	S&P Global Natural Resources Index	Responsible Resources Fund

Benchmark administrators who benefit from the transitional arrangements afforded under the Benchmark Regulation may not appear yet on the register of administrators and benchmarks maintained by ESMA pursuant to Article 36 of the Benchmark Regulation. The transitional arrangements provided under the Benchmark Regulation have been extended until 31 December 2021 with respect to the use of benchmarks

provided by third country administrators, and benchmarks which have been declared as critical by the European Commission.

The Company will monitor the register and this information will be updated in the Prospectus at the next opportunity. The Company has in place and maintains robust written plans setting out the actions that it would take in the event that a benchmark is materially changed or ceases to be provided (available upon request and free of charge from the registered office of the Company).

For the avoidance of doubt, for the purpose of calculating the Performance Fees (see section “Fees, Charges and Expenses” for further information), neither the Management Company, nor the Administrator, nor the relevant index providers will be liable (in negligence or otherwise) to any Shareholder for any error, delay or change in the provision, availability, composition, calculation or transmission of any benchmark index and shall not be obliged to advise any Shareholder of the same.

The Funds and the Company are not sponsored, endorsed, sold or promoted by the relevant index providers and those index providers make no warranty, representation or judgement about the Funds, the Company or the use of any benchmark index.

SPECIALIST FUNDS

ASIA-PACIFIC PROPERTY INCOME FUND

Investment Objective

The Fund aims to provide a sustainable level of income, with a dividend yield higher than that of the FTSE EPRA Nareit Developed Asia Dividend Plus Index, plus the potential for capital growth over the long term.

Investment Policy

The Fund invests at least 75% of its net assets in equities or equity-related instruments of real estate companies or Real Estate Investment Trusts (or their equivalents) listed or traded on a Regulated Market, that derive the main part of their revenue from owning, developing and managing real estate in the Asia Pacific region which in the view of the Investment Manager offer prospects for above average dividends or reflect such prospects.

The Fund may invest in companies of any size, including smaller capitalisation companies.

Equity-related instruments may include depositary receipts.

The Fund may use derivative instruments (such as futures, forwards, options and warrants) to reduce risk and to manage the Fund more efficiently. Under no circumstances shall the use of these instruments and techniques cause a Fund to diverge from its investment policy.

The Fund may invest up to 10% of its net assets in special purpose acquisition companies.

For treasury management and/or defensive purposes (e.g. in case of unfavourable market conditions), the Fund may invest in:

- investment grade government bonds and associated derivative instruments;
- cash and Money Market Instruments.

Use of Ancillary Liquid Assets

The Fund may hold up to 20% in its net assets in ancillary liquid assets as described in greater detail under paragraph 10.4 of the section entitled "Investment Restrictions".

Sustainable Finance Disclosure Regulation Categorisation (with effect from 31 October 2022)

Promotes environmental and social characteristics, as defined under Article 8 of SFDR. For additional information please refer to Appendix 1 - Sustainability Approach.

Performance Target

Not applicable

Active Management and Benchmark Usage

The Fund is actively managed with reference to the FTSE EPRA Nareit Developed Asia Dividend Plus Index, which is broadly representative of the securities in which it may invest, as this forms the basis of the Fund's income target and the level above which Performance Fees may be charged (if applicable). The Investment Manager has discretion to choose investments for the Fund with weightings different to the index or not in the index, but at times the Fund may hold investments similar to the index.

Investment Strategy

The Investment Manager seeks to identify listed property companies and Real Estate Investment Trusts (REITs) which derive the main part of their revenue from the Asia Pacific region, that can deliver a regular and stable dividend with the potential for capital growth over the long term. The investment process follows a high conviction, 'bottom-up' (fundamental company analysis) approach, aiming to identify the best risk adjusted opportunities from across the investment universe.

Base Currency: USD

Global Exposure Calculation

Commitment Approach

Performance Fee

Except for the Class B, Class C, Class M, Class R, Class SA and Class Z Shares, all other Share Classes of the Fund may pay a Performance Fee as described in the section “Fees, Charges and Expenses”.

For calculating the Performance Fee, the relevant benchmark/Hurdle Rate is as follows:

Share Classes				Benchmark
All Performance Fee Share Classes				FTSE EPRA Nareit Developed Asia Dividend Plus Index

Profile of the typical investor

A typical investor will invest into this Fund to seek income returns in excess of the benchmark with potential for capital growth through investment in the Asia-Pacific equity markets and specifically through exposure to property related securities. Investors should ensure they understand the risks of the Fund, consider the KIID’s risk level compatible with their risk tolerance and can accept the potential for loss. Investors in the Fund should plan to invest their money for the medium to long term.

Historic performance

Investors should consult the latest version of the relevant KIID of the Fund for information relating to historic performance.

BIOTECHNOLOGY FUND

Investment Objective

The Fund aims to provide capital growth over the long term.

Investment Policy

The Fund invests at least 80% of its net assets in equities or equity-related instruments of biotechnology and biotechnology-related companies worldwide.

“Biotechnology and biotechnology-related companies” is defined as:

- companies that are included in the NASDAQ Biotechnology Total Return Index;
- companies that develop small molecule or biologic drugs subject to the approval of global regulatory agencies;
- companies that market products or services to aid in the research and development of small molecule or biologic drugs; or
- companies that the Investment Manager consider are exposed to the biotechnology supply chain such as healthcare equipment and supplies as well as healthcare providers and services, life sciences tools and services and pharmaceuticals.

The Fund may invest in companies of any size, including smaller capitalisation companies, in any country.

Equity-related instruments may include depositary receipts.

The Fund may use derivative instruments (such as futures, forwards, equity swaps (also known as contract-for-differences), swaps and options and warrants) with the aim of making investment gains in line with the Fund's objective (up to 10% of its net assets), to reduce risk and to manage the Fund more efficiently. The underlyings consist of a range of securities or indices that the Fund may invest in according to the Fund's investment objective and policy.

The Investment Manager may from time to time consider hedging currency and interest rates exposure, but will not generally enter into contracts involving a speculative position in any currency or interest rate.

The Fund may invest up to 10% of its net assets in special purpose acquisition companies.

For treasury management and/or defensive purposes (e.g. in case of unfavourable market conditions), the Fund may invest in:

- convertible bonds and associated derivative instruments;
- investment grade government bonds and associated derivative instruments;
- cash, Money Market Instruments or derivative instruments that are used to provide downside market protection or dampen market volatility.

Use of Ancillary Liquid Assets

The Fund may hold up to 20% in its net assets in ancillary liquid assets as described in greater detail under paragraph 10.4 of the section entitled “Investment Restrictions”.

Performance Target

To outperform the NASDAQ Biotechnology Total Return Index by 2% per annum, before the deduction of charges, over any 5-year period.

Active Management and Benchmark Usage

The Fund is actively managed with reference to the NASDAQ Biotechnology Total Return Index, which is broadly representative of the companies in which it may invest, as this forms the basis of the Fund's Performance Target and the level above which Performance Fees may be charged (if applicable). The Investment Manager has discretion to choose investments for the Fund with weightings different to the index or not in the index, but at times the Fund may hold investments similar to the index.

Investment Strategy

The Investment Manager looks to identify innovative biotechnology companies addressing high unmet medical needs and trading at a significant discount to their intrinsic value. The team understands that success of drug development is binary in nature, creating wide disparities between winners and losers. The investment process leverages proprietary statistical models to analyse the probability of a company's success, focusing on products they believe can overcome the rigours of clinical development. Additional tools such as physician surveys, prescription models and scenario simulations attempt to more accurately predict commercial viability.

Base Currency: USD

Global Exposure Calculation

Commitment Approach

Performance Fee

Except for the Class B, Class C, Class M, Class R, Class SA and Class Z Shares, all other Share Classes of the Fund may pay a Performance Fee as described in the section "Fees, Charges and Expenses".

For calculating the Performance Fee, the relevant benchmark/Hurdle Rate is as follows:

Share Classes				Benchmark
All	Performance	Fee	Share	NASDAQ Biotechnology Total Return Index
Classes				

Profile of the typical investor

A typical investor will invest into this Fund to seek capital growth through investment in the global equity markets and specifically through exposure to the biotechnology sector. Investors should ensure they understand the risks of the Fund, consider the KIID's risk level compatible with their risk tolerance and can accept the potential for loss. Investors in the Fund should plan to invest their money for the medium to long term.

Historic performance

Investors should consult the latest version of the relevant KIID of the Fund for information relating to historic performance.

CHINA A-SHARE FUND

Investment Objective

The Fund aims to provide capital growth over the long term.

Investment Policy

The Fund invests at least 80% of its net assets in a concentrated portfolio of equities or equity-related instruments of China A-Shares, directly through the Stock Connect Programs and other eligible exchanges or indirectly through derivative instruments.

The Fund may invest in companies of any size, including smaller capitalisation companies, in any industry.

Equity-related instruments may include depositary receipts.

The Fund may use derivative instruments (such as futures, forwards, options, contracts for difference and warrants) for hedging purposes and to manage the Fund more efficiently. Under no circumstances shall the use of these instruments and techniques cause a Fund to diverge from its investment policy.

For treasury management and/or defensive purposes (e.g. in case of unfavourable market conditions), the Fund may invest in:

- investment grade fixed income instruments, (such as convertible bonds, corporate bonds and government bonds and their associated derivative instruments); and
- Money Market Instruments and may hold cash or treasury bills pending reinvestment.

Performance Target

To outperform the MSCI China A Onshore Index by 2.5% per annum, before the deduction of charges, over any 5 year period.

Active Management and Benchmark Usage

The Fund is actively managed with reference to the MSCI China A Onshore Index, which is broadly representative of the companies in which it may invest, as this forms the basis of the Fund's Performance Target. The Investment Manager has discretion to choose investments for the Fund with weightings different to the index or not in the index, but at times the Fund may hold investments similar to the index.

Investment Strategy

The Investment Manager seeks to identify companies that can generate unexpected earnings growth, both at an industry and stock level, not yet recognised by the broader market. Central to this is the belief that Chinese equity markets are noisy and inefficient, thereby allowing regular, meaningful and profitable investment opportunities to appear.

Base Currency: USD

Global Exposure Calculation

Commitment Approach

Profile of the typical investor

A typical investor will invest into this Fund to seek capital growth through investment in the Chinese A-Share market. Investors should ensure they understand the risks of the Fund, consider the KIID's risk level compatible with their risk tolerance and can accept the potential for loss. Investors in the Fund should plan to invest their money for the medium to long term.

Historic performance

Investors should consult the latest version of the relevant KIID of the Fund for information relating to historic performance.

CHINA OPPORTUNITIES FUND

Investment Objective

The Fund aims to provide capital growth over the long term.

Investment Policy

The Fund invests at least 80% of its net assets in equities or equity-related instruments of:

- companies having their registered office in China and Hong Kong;
- companies that do not have their registered office in China and Hong Kong but do most of their business, either directly or through subsidiaries, in China and Hong Kong.

The Fund may invest in companies of any size, including smaller capitalisation companies, in any industry.

Equities may include China A-Shares, directly through the Stock Connect Programs and other eligible exchanges or indirectly through derivative instruments. Exposure to China A-Shares will not be more than 50% of the Fund's net asset value.

Equity-related instruments may include depositary receipts.

The Fund may use derivative instruments (such as futures, forwards, options and warrants) to reduce risk and to manage the Fund more efficiently. Under no circumstances shall the use of these instruments and techniques cause a Fund to diverge from its investment policy.

For treasury management and/or defensive purposes (e.g. in case of unfavourable market conditions), the Fund may invest in:

- investment grade fixed income instruments, (such as convertible bonds, corporate bonds and government bonds and their associated derivative instruments); and
- Money Market Instruments and may hold cash or treasury bills pending reinvestment.

Use of Ancillary Liquid Assets

The Fund may hold up to 20% in its net assets in ancillary liquid assets as described in greater detail under paragraph 10.4 of the section entitled "Investment Restrictions".

Performance Target

To outperform the MSCI Zhong Hua 10/40 Index by 2.5% per annum, before the deduction of charges, over any 5-year period.

Active Management and Benchmark Usage

The Fund is actively managed with reference to the MSCI Zhong Hua 10/40 Index, which is broadly representative of the companies in which it may invest, as this forms the basis of the Fund's Performance Target. The Investment Manager has discretion to choose investments for the Fund with weightings different to the index or not in the index, but at times the Fund may hold investments similar to the index.

Investment Strategy

The Investment Manager seeks to identify companies that can generate unexpected earnings growth, at both an industry and stock level, not yet recognised by the broader market.

Base Currency: USD.

Global Exposure Calculation

Commitment Approach

Profile of the typical investor

A typical investor will invest into this Fund to seek capital growth through investment in the Chinese equity markets. Investors should ensure they understand the risks of the Fund, consider the KIID's risk level

compatible with their risk tolerance and can accept the potential for loss. Investors in the Fund should plan to invest their money for the medium to long term.

Historic performance

Investors should consult the latest version of the relevant KIID of the Fund for information relating to historic performance.

EMERGING MARKETS INNOVATION FUND

Investment Objective

The Fund aims to provide capital growth over the long term (5 years or more).

Investment Policy

The Fund will invest at least 80% of its net assets in equities or equity-related instruments of emerging markets companies focused on innovation, meaning companies that the Investment Manager believes:

- have, or will develop, products, processes, or services that will provide advancements or improvements in their geographic region or consumer market; or
- rely on technology in connection with their operations or services.

The Fund may invest in companies of any size, including smaller capitalisation companies, in any industry. Some of the industries and innovative themes likely to be represented in the Fund's portfolio include biotechnology, fintech, renewable energy, e-commerce; digital logistics, sustainable transport and medical devices.

Equities may include China A-Shares, directly through the Stock Connect Programs and other eligible exchanges or indirectly through derivative instruments. Exposure to China A-Shares will not be more than 60% of the Fund's net asset value.

Equity-related instruments may include depositary receipts.

The Fund may invest in derivative instruments (such as futures, forwards, swaps (such as total return swaps and equity swaps (also known as contract for differences), options and warrants) with the aim of making investment gains in line with the Fund's objective, to reduce risk and to manage the Fund more efficiently. Derivative instrument's underlyings will only consist of a range of securities or indices that the Fund may invest in according to the Fund's investment objective and policy.

The Investment Manager may from time to time consider hedging currency and interest rates exposure but will not generally enter into contracts involving a speculative position in any currency or interest rate.

The Fund may invest up to 10% of its net assets in special purpose acquisition companies.

For treasury management and/or defensive purposes (e.g., in case of unfavourable market conditions), the Fund may invest in: -

- investment grade fixed income instruments, (such as convertible bonds, corporate bonds and government bonds and their associated derivative instruments); and
- Money Market Instruments and may hold cash or treasury bills pending reinvestment.

Use of Ancillary Liquid Assets

The Fund may hold up to 20% in its net assets in ancillary liquid assets as described in greater detail under paragraph 10.4 of the section entitled "Investment Restrictions".

Sustainable Finance Disclosure Regulation Categorisation

Promotes environmental and social characteristics, as defined under Article 8 of SFDR. For additional information please refer to Appendix 1 - Sustainability Approach.

Performance Target

To outperform the MSCI Emerging Markets Index, after the deduction of charges, over any 5-year period.

Active Management and Benchmark Usage

The Fund is actively managed with reference to the MSCI Emerging Markets Index, which is broadly representative of the companies in which it may invest, as this forms the basis of the Fund's Performance Target and the level above which Performance Fees may be charged (if applicable). The Investment Manager

has discretion to choose investments for the Fund with weightings different to the index or not in the index, but at times the Fund may hold investments similar to the index.

Investment Strategy

The Investment Manager constructs the Fund's investment portfolio by identifying innovative emerging market companies that, in the Investment Managers view, have undiscovered potential for sustained earnings growth. These companies can be at various stages of development, establishing a foundation for market leadership in opportunities that are not yet proven or widely recognised; companies gaining market share with proven commercial traction; or companies with a clear leadership position and competitive differentiation and are simultaneously seeding new business opportunities.

Base Currency

USD

Global Exposure Calculation

Commitment Approach

Performance Fee

Except for the Class B, Class C, Class M, Class R, Class SA and Class Z Shares, all other Share Classes of the Fund may pay a Performance Fee as described in the section "Fees, Charges and Expenses".

For calculating the Performance Fee, the relevant benchmark/Hurdle Rate is as follows:

Share Classes				Benchmark
All Performance Fee Share Classes				MSCI Emerging Markets Index

Profile of a Typical Investor

A typical investor will invest into this Fund to seek capital growth through investment in emerging equity markets and specifically through exposure to innovative companies as defined above. Investors should ensure they understand the risks of the Fund, consider the KIID's risk level compatible with their own risk tolerance and can accept the potential for loss. Investors in the Fund should plan to invest their money for the medium to long term.

Historic Performance

Investors should consult the latest version of the relevant KIID of the Fund for information relating to historic performance.

RESPONSIBLE RESOURCES FUND

Investment Objective

The Fund aims to provide capital growth over the long term.

Investment Policy

The Fund invests at least 80% of its net assets in equities or equity-related instruments of companies which derive the main part of their revenue from the natural resources sector, such as, but not limited to, companies engaged in mining, energy and agriculture.

The Fund may invest in companies of any size, including smaller capitalisation companies, in any country.

Equity-related instruments may include depositary receipts.

The Fund may use derivative instruments (such as futures, forwards, options and warrants) to reduce risk and to manage the Fund more efficiently. Under no circumstances shall the use of these instruments and techniques cause a Fund to diverge from its investment policy.

The Fund may invest up to 10% of its net assets in special purpose acquisition companies.

For treasury management and/or defensive purposes (e.g. in case of unfavourable market conditions), the Fund may invest in:

- investment grade government bonds and associated derivative instruments;
- cash and Money Market Instruments.

Use of Ancillary Liquid Assets

The Fund may hold up to 20% in its net assets in ancillary liquid assets as described in greater detail under paragraph 10.4 of the section entitled "Investment Restrictions".

Sustainable Finance Disclosure Regulation Categorisation

Promotes environmental and social characteristics, as defined under Article 8 of SFDR. For additional information please refer to Appendix 1 - Sustainability Approach.

Performance Target

To outperform the S&P Global Natural Resources Index by 2.5% per annum, before the deduction of charges, over any 5-year period.

Active Management and Benchmark Usage

The Fund is actively managed with reference to the S&P Global Natural Resources Index, which is broadly representative of the companies in which it may invest, as this forms the basis of the Fund's Performance Target and the level above which Performance Fees may be charged (if applicable). The Investment Manager has discretion to choose investments for the Fund with weightings different to the index or not in the index, but at times the Fund may hold investments similar to the index.

Investment Strategy

The Investment Manager focuses on identifying responsible resource companies including those from the mining, energy, and agriculture sectors that are benefiting from the ongoing and future demand for natural resources. The strategy has the flexibility to invest across the supply chain, taking advantage of price shifts between upstream, mid-stream and downstream sectors as well as across industries. The investment process seeks to construct a focused, yet diversified portfolio of high-quality responsible resource companies globally.

Base Currency: USD

Global Exposure Calculation

Commitment Approach

Performance Fee

Except for the Class B, Class C, Class M, Class R, Class SA and Class Z Shares, all other Share Classes of the Fund may pay a Performance Fee as described in the section “Fees, Charges and Expenses”.

For calculating the Performance Fee, the relevant benchmark/Hurdle Rate is as follows:

Share Classes			Benchmark
All Performance Fee Share Classes			S&P Global Natural Resources Index

Profile of the typical investor

A typical investor will invest into this Fund to seek capital growth through investment in the global equity markets and specifically through exposure to the natural resources sector. Investors should ensure they understand the risks of the Fund, consider the KIID's risk level compatible with their risk tolerance and can accept the potential for loss. Investors in the Fund should plan to invest their money for the medium to long term.

Historic performance

Investors should consult the latest version of the relevant KIID of the Fund for information relating to historic performance.

GLOBAL PROPERTY EQUITIES FUND

Investment Objective

The Fund aims to provide capital growth over the long term.

Investment Policy

The Fund invests at least 80% of its net assets in equities or equity-related instruments of real estate companies or Real Estate Investment Trusts (or their equivalents) listed or traded on a Regulated Market, that derive the main part of their revenue from owning, developing and managing real estate.

The Fund may invest in companies of any size, including smaller capitalisation companies, in any country.

Equity-related instruments may include depositary receipts.

The Fund may use derivative instruments (such as futures, forwards, options and warrants) to reduce risk and to manage the Fund more efficiently. Under no circumstances shall the use of these instruments and techniques cause a Fund to diverge from its investment policy.

The Fund may invest up to 10% of its net assets in special purpose acquisition companies.

For treasury management and/or defensive purposes (e.g. in case of unfavourable market conditions), the Fund may invest in:

- investment grade government bonds and associated derivative instruments;
- cash and Money Market Instruments.

Use of Ancillary Liquid Assets

The Fund may hold up to 20% in its net assets in ancillary liquid assets as described in greater detail under paragraph 10.4 of the section entitled "Investment Restrictions".

Sustainable Finance Disclosure Regulation Categorisation

Promotes environmental and social characteristics, as defined under Article 8 of SFDR. For additional information please refer to Appendix 1 - Sustainability Approach.

Performance Target

To outperform the FTSE EPRA Nareit Developed Index by at least 2% per annum, before the deduction of charges, over any 5-year period.

Active Management and Benchmark Usage

The Fund is actively managed with reference to the FTSE EPRA Nareit Developed Index, which is broadly representative of the securities in which it may invest, as this forms the basis of the Fund's Performance Target and the level above which Performance Fees may be charged (if applicable). The Investment Manager has discretion to choose investments for the Fund with weightings different to the index or not in the index, but at times the Fund may hold investments similar to the index.

Investment Strategy

The Investment Manager seeks to identify listed property companies and Real Estate Investment Trusts (REITs) that can deliver the highest total return over the long-term. The investment process follows a high conviction, 'bottom-up' (fundamental company-level) research approach aiming to identify the best risk-adjusted value from across the capitalisation spectrum.

Base Currency: USD

Global Exposure Calculation

Commitment Approach

Performance Fee

Except for the Class B, Class C, Class M, Class R, Class SA and Class Z Shares, all other Share Classes of the Fund may pay a Performance Fee as described in the section “Fees, Charges and Expenses”.

For calculating the Performance Fee, the relevant benchmark/Hurdle Rate is as follows:

Share Classes				Benchmark
All Classes	Performance Fee	Share		FTSE EPRA Nareit Developed Index

Profile of the typical investor

A typical investor will invest into this Fund to seek capital growth through investment in the global equity markets and specifically through exposure to property related securities. Investors should ensure they understand the risks of the Fund, consider the KIID’s risk level compatible with their risk tolerance and can accept the potential for loss. Investors in the Fund should plan to invest their money for the medium to long term.

Historic performance

Investors should consult the latest version of the relevant KIID of the Fund for information relating to historic performance.

GLOBAL SMALLER COMPANIES FUND

Investment Objective

The Fund aims to provide capital growth over the long term.

Investment Policy

The Fund invests at least 80% of its net assets in equities or equity-related instruments of small capitalisation companies, in any industry, in any country.

In this context, small capitalisation companies are those whose market capitalisation, at the time of initial purchase, are within the range of market capitalisations of companies included in the MSCI World Small Cap Index.

If the market capitalisations of such companies fall outside the range of the MSCI World Small Cap Index after the initial purchase, these companies will continue to be considered smaller companies for the purposes of the Fund's minimum 80% allocation to equities or equity-related instruments of smaller companies worldwide, including, any further investments into such companies.

In choosing investments, the Investment Manager and/or Sub-Investment Manager(s) aim to select a number of smaller companies based on market and economic research to identify the most attractively valued smaller companies relative to their ability to generate income over the long-term.

Equity-related instruments may include depositary receipts.

The Fund may use derivative instruments (such as futures, forwards, options and warrants) to reduce risk and to manage the Fund more efficiently. Under no circumstances shall the use of these instruments and techniques cause a Fund to diverge from its investment policy.

For treasury management and/or defensive purposes (e.g. in case of unfavourable market conditions), the Fund may invest in:

- investment grade government bonds and associated derivative instruments;
- cash and Money Market Instruments.

Use of Ancillary Liquid Assets

The Fund may hold up to 20% in its net assets in ancillary liquid assets as described in greater detail under paragraph 10.4 of the section entitled "Investment Restrictions."

Performance Target

To outperform the MSCI World Small Cap Index, after the deduction of charges, over any 5-year period.

Active Management and Benchmark Usage

The Fund is actively managed with reference to the MSCI World Small Cap Index, which is broadly representative of the companies in which it may invest, as this forms the basis of the Fund's Performance Target and the level above which Performance Fees may be charged (if applicable). The Investment Manager has discretion to choose investments for the Fund with weightings different to the index or not in the index, but at times the Fund may hold investments similar to the index.

Investment Strategy

The Investment Manager aims to deliver capital growth by investing in small companies listed globally. The Fund looks to identify good quality, but potentially undervalued stocks, driven by the belief that the level of real returns delivered depends on the initial price paid.

Base Currency: USD

Global Exposure Calculation

Commitment Approach

Performance Fee

Except for the Class B, Class C, Class M, Class R, Class SA and Class Z Shares, all other Share Classes of the Fund may pay a Performance Fee as described in the section “Fees, Charges and Expenses”.

For calculating the Performance Fee, the relevant benchmark/Hurdle Rate is as follows:

Share Classes			Benchmark	
All Classes	Performance Fee	Share	MSCI World Small Cap Index	

Profile of the typical investor

A typical investor will invest into this Fund to seek capital growth through investment in the global small cap equity markets. Investors should ensure they understand the risks of the Fund, consider the KIID's risk level compatible with their risk tolerance and can accept the potential for loss. Investors in the Fund should plan to invest their money for the medium to long term.

Historic performance

Investors should consult the latest version of the relevant KIID of the Fund for information relating to historic performance.

GLOBAL SUSTAINABLE EQUITY FUND

Investment Objective

The Fund aims to provide capital growth over the long term by investing in companies whose products and services are considered by the Investment Manager as contributing to positive environmental or social change and thereby have an impact on the development of a sustainable global economy.

Investment Policy

The Fund invests at least 80% of its net assets in equities of companies worldwide, whose products and services are considered by the Investment Manager as contributing to positive environmental or social change and thereby have an impact on the development of a sustainable global economy. The Fund will avoid investing in companies that the Investment Manager considers to potentially have a negative impact on the development of a sustainable global economy.

The Fund may invest in companies of any size, including smaller capitalisation companies, in any industry, in any country.

The Fund may use derivative instruments (such as futures, forwards, options and warrants) to reduce risk and to manage the Fund more efficiently. Under no circumstances shall the use of these instruments and techniques cause a Fund to diverge from its investment policy.

The Fund may invest up to 10% of its net assets in special purpose acquisition companies.

For treasury management and/or defensive purposes (e.g. in case of unfavourable market conditions), the Fund may invest in:

- investment grade government bonds and associated derivative instruments;
- cash and Money Market Instruments.

The Fund follows a sustainable investment approach. Please see below section 'Sustainable Investment Approach' of this Prospectus for further details.

Use of Ancillary Liquid Assets

The Fund may hold up to 20% in its net assets in ancillary liquid assets as described in greater detail under paragraph 10.4 of the section entitled "Investment Restrictions."

Sustainable Finance Disclosure Regulation Categorisation

The Fund has sustainable investment as its objective, as defined under Article 9 of SFDR. For additional information please refer to Appendix 1 - Sustainability Approach.

Performance Target

Not applicable

Active Management and Benchmark Usage

The Fund is actively managed with reference to the MSCI World Index, which is broadly representative of the companies in which it may invest, as this can provide a useful comparator for assessing the Fund's performance. The Investment Manager has discretion to choose investments for the Fund with weightings different to the index or not in the index, but at times the Fund may hold investments similar to the index.

Investment Strategy

The Investment Manager, within its thematic framework of environmental and social themes and positive/negative (avoidance) criteria screening, seeks to construct a differentiated and well diversified global portfolio of companies, based on the belief that superior returns can be generated by companies that are providing solutions to environmental and social challenges. These companies should have attractive financial attributes such as persistent revenue growth and durable cash flows, as well as exhibiting strong management of environmental, social and corporate governance risks. Companies will typically be strategically aligned with themes such as climate change, resource constraints, growing populations, and ageing populations. The Fund avoids investing in fossil fuels and companies that stand to be disrupted by the transition to a low-carbon economy.

For important additional information on certain ESG aspects please refer to 'Appendix 1 - Sustainability Approach' of this Prospectus for further details.

Base Currency: USD

Global Exposure Calculation

Commitment Approach

Profile of the typical investor

A typical investor will invest into this Fund to seek capital growth through investment in global equity markets, and specifically with exposure to companies whose products and services have a positive impact on the development of a sustainable global economy. Investors should ensure they understand the risks of the Fund, consider the KIID's risk level compatible with their risk tolerance and can accept the potential for loss. Investors in the Fund should plan to invest their money for the medium to long term.

Historic performance

Investors should consult the latest version of the relevant KIID of the Fund for information relating to historic performance.

GLOBAL TECHNOLOGY LEADERS FUND

Investment Objective

The Fund aims to provide capital growth over the long term.

Investment Policy

The Fund invests at least 90% of its net assets in equities or equity-related instruments of technology-related companies or companies that derive the main part of their revenue from technology.

The Fund may invest in companies of any size, including smaller capitalisation companies, in any country.

Equity-related instruments may include depositary receipts.

The Fund may use derivative instruments (such as futures, forwards, options and warrants) to reduce risk and to manage the Fund more efficiently. Under no circumstances shall the use of these instruments and techniques cause a Fund to diverge from its investment policy.

The Fund may invest up to 10% of its net assets in special purpose acquisition companies.

For treasury management and/or defensive purposes (e.g. in case of unfavourable market conditions), the Fund may invest in:

- investment grade government bonds and associated derivative instruments;
- cash and Money Market Instruments.

Use of Ancillary Liquid Assets

The Fund may hold up to 20% in its net assets in ancillary liquid assets as described in greater detail under paragraph 10.4 of the section entitled "Investment Restrictions.

Sustainable Finance Disclosure Regulation Categorisation

Promotes environmental and social characteristics, as defined under Article 8 of SFDR. For additional information please refer to Appendix 1 - Sustainability Approach.

Performance Target

To outperform the MSCI ACWI Information Technology Index + MSCI ACWI Communication Services Index, after the deduction of charges, over any 5-year period.

Active Management and Benchmark Usage

The Fund is actively managed with reference to the MSCI ACWI Information Technology Index + MSCI ACWI Communication Services Index, which is broadly representative of the companies in which it may invest, as this forms the basis of the Fund's Performance Target and the level above which Performance Fees may be charged (if applicable). The Investment Manager has discretion to choose investments for the Fund with weightings different to the index or not in the index, but at times the Fund may hold investments similar to the index.

Investment Strategy

The strategy is based on identifying companies that are considered by the Investment Manager to be current or future leaders in driving or enabling technology adoption and as such have undiscovered potential for sustained earnings growth. These companies are typically aligned with themes that drive long-term technology growth trends (e.g. internet transformation, next generation infrastructure and payment digitisation).

The Investment Manager looks to navigate the hype cycle (different stages in the development of a technology from conception to widespread adoption) around technology adoption by assessing the company's fundamental business model.

Base Currency: USD

Global Exposure Calculation

Commitment Approach

Performance Fee

Except for the Class B, Class C, Class M, Class R, Class SA and Class Z Shares, all other Share Classes of the Fund may pay a Performance Fee as described in the section “Fees, Charges and Expenses”.

For calculating the Performance Fee, the relevant benchmark/Hurdle Rate is as follows:

Share Classes				Benchmark
All Classes	Performance Fee	Share		MSCI ACWI Information Technology Index + MSCI ACWI Communication Services Index

Profile of the typical investor

A typical investor will invest into this Fund to seek capital growth through investment in the global equity market and specifically through exposure to technology related securities. Investors should ensure they understand the risks of the Fund, consider the KIID’s risk level compatible with their risk tolerance and can accept the potential for loss. Investors in the Fund should plan to invest their money for the medium to long term.

Historic performance

Investors should consult the latest version of the relevant KIID of the Fund for information relating to historic performance.

GLOBAL MULTI-ASSET FUND

Investment Objective

The Fund aims to provide a return, from a combination of capital growth and income, with volatility lower than that of equity market volatility, over the long term.

Investment Policy

The Fund intends to achieve its objective by managing exposure to a broad range of investments including, but not limited to equities and equity-related instruments, fixed income securities, cash and Money Market Instruments directly or indirectly through the use of Collective Investment Schemes.

The Fund may invest up to 100% of its net assets in Collective Investment Schemes (including other Funds that are managed, directly or by delegation, by the same Investment Manager). The Fund may invest no more than 30% of its net assets in UCIs.

The Fund may also gain indirect exposure to commodities using i) eligible Transferable Securities, ii) units/shares of eligible Collective Investment Schemes, Exchange Traded Funds, and/or iii) derivatives whose underlying assets consist of eligible Transferable Securities or commodity indices. Indirect exposure to commodities will not be more than 20% of the Fund's net asset value.

Equity-related instruments may include depositary receipts.

The Fund may invest up to 10% of its net assets in special purpose acquisition companies.

The Fund may use derivative instruments (such as futures, forwards, options and warrants) for hedging purposes and to manage the Fund more efficiently. Under no circumstances shall the use of these instruments and techniques cause a Fund to diverge from its investment policy.

Use of Ancillary Liquid Assets

The Fund may hold up to 20% in its net assets in ancillary liquid assets as described in greater detail under paragraph 10.4 of the section entitled "Investment Restrictions."

Performance Target

To outperform the SONIA by 4% per annum, before the deduction of charges, over any 5-year period.

Active Management and Benchmark Usage

The Fund is actively managed and makes reference to the SONIA, as this forms the basis of the Fund's Performance Target. For currency hedged Share Classes, the rate that corresponds with the relevant Share Class currency is used as the basis of the performance comparison. The Investment Manager has complete discretion to choose investments for the Fund.

Investment Strategy

The Investment Manager follows a strategy that combines strategic asset allocation (based on long-term return, risk and correlation expectations of various asset classes), dynamic asset allocation (giving the strategy the flexibility to reflect the team's shorter term market views and to react quickly in times of market stress), and careful underlying fund and instrument selection. The investment process is underpinned by a robust, multi-faceted approach to risk management. The strategy results in a portfolio with exposure to a wide variety of asset classes, both traditional and alternative, in the expectation that investors will benefit from the significant diversification benefits multi-asset investing provides.

Base Currency: GBP

Global Exposure Calculation

Commitment Approach

Profile of the typical investor

A typical investor will invest into this Fund to seek a combination of capital and income returns with volatility that is lower than equity market volatility through investment in various asset classes. Investors should ensure

they understand the risks of the Fund, consider the KIID's risk level compatible with their risk tolerance and can accept the potential for loss. Investors in the Fund should plan to invest their money for the medium to long term.

Historic performance

Investors should consult the latest version of the relevant KIID of the Fund for information relating to historic performance.

JAPANESE SMALLER COMPANIES FUND

Investment Objective

The Fund aims to provide capital growth over the long term.

Investment Policy

The Fund invests at least two-thirds of its net assets in equities or equity-related instruments of small capitalisation companies, that are domiciled, or derive a significant portion of their revenues and/or profits from operations, in Japan, of any industry.

For this purpose, companies falling within the bottom 25% of their relevant market by way of market capitalisation are considered to be small capitalisation companies.

Equity-related instruments may include depositary receipts.

The Fund may use derivative instruments (such as futures, forwards, options and warrants) to reduce risk and to manage the Fund more efficiently. Under no circumstances shall the use of these instruments and techniques cause a Fund to diverge from its investment policy.

The Fund may invest up to 10% of its net assets in special purpose acquisition companies.

For treasury management and/or defensive purposes (e.g. in case of unfavourable market conditions), the Fund may invest in:

- investment grade government bonds and associated derivative instruments;
- cash and Money Market Instruments.

Use of Ancillary Liquid Assets

The Fund may hold up to 20% in its net assets in ancillary liquid assets as described in greater detail under paragraph 10.4 of the section entitled "Investment Restrictions."

Performance Target

To outperform the Russell/Nomura Small Cap Index by 2.5% per annum, before the deduction of charges, over any 5-year period.

Active Management and Benchmark Usage

The Fund is actively managed with reference to the Russell/Nomura Small Cap Index, which is broadly representative of the companies in which it may invest, as this forms the basis of the Fund's Performance Target and the level above which Performance Fees may be charged (if applicable). The Investment Manager has discretion to choose investments for the Fund with weightings different to the index or not in the index, but at times the Fund may hold investments similar to the index.

Investment Strategy

The Investment Manager believes in-depth stock analysis, coupled with superior stock picking are the main drivers of superior long-term performance in Japanese smaller companies. The Fund is designed to capture the undervalued growth potential of Japanese smaller companies by typically investing in the smallest 25% of listed Japanese companies by market capitalisation using a, disciplined, pragmatic and risk-aware investment process. The investment approach focuses on stock valuation, investment catalysts and long-term structural growth to drive earnings and returns.

Base Currency: JPY

Global Exposure Calculation

Commitment Approach

Performance Fee

Except for the Class B, Class C, Class M, Class R, Class SA and Class Z Shares, all other Share Classes of the Fund may pay a Performance Fee as described in the section "Fees, Charges and Expenses".

For calculating the Performance Fee, the relevant benchmark/Hurdle Rate is as follows:

Share Classes				Benchmark
All Classes	Performance Fee	Share		Russell/Nomura Small Cap Index

Profile of the typical investor

A typical investor will invest into this Fund to seek capital growth through investment in the Japanese smaller companies equity markets. Investors should ensure they understand the risks of the Fund, consider the KIID's risk level compatible with their risk tolerance and can accept the potential for loss. Investors in the Fund should plan to invest their money for the medium to long term.

Historic performance

Investors should consult the latest version of the relevant KIID of the Fund for information relating to historic performance.

PAN EUROPEAN ABSOLUTE RETURN FUND

Investment Objective

The Fund aims to provide a positive (absolute) return, regardless of market conditions, over any 12-month period. A positive return is not guaranteed over this or any other time period and, particularly over the shorter term, the Fund may experience periods of negative returns. Consequently, your capital is at risk.

Investment Policy

The Fund invests at least two-thirds of its total assets (after the deduction of cash) by taking long and short positions, in equities or equity-related instruments of:

- companies that are domiciled in Europe (including the UK);
- companies that derive the majority of their revenue from business activities in this region.

The Fund may invest in companies of any size, including smaller capitalisation companies, in any industry.

Equity-related instruments may include depositary receipts.

The Fund's long positions may be held through a combination of direct investment and/or derivative instruments (such as futures, forwards, structured financial derivatives, equity swaps (also known as contracts-for-differences), swaps, options and warrants), whilst the short positions are achieved entirely through derivative instruments. The use of derivatives forms an important part of the investment strategy.

The Fund may also use derivative instruments to reduce risk and to manage the Fund more efficiently. The underlyings consist of a range of securities or indices that the Fund may invest in according to the Fund's investment objective and policy.

The Fund may from time to time consider hedging currency and interest rate exposure, but will not generally enter into contracts involving a speculative position in any currency or interest rate.

In addition, in seeking to achieve the Fund's investment objective, for treasury management purposes, for defensive purposes (e.g., to manage market exposure in unfavourable market conditions) and/or ensure that the Fund remains sufficiently liquid to cover obligations arising from its derivative positions, a substantial proportion of the Fund's assets may at any time consist of preference shares, investment grade fixed income instruments, (such as corporate bonds and government bonds and their associated derivative instruments), cash, near cash, bank deposits, treasury bills pending reinvestment and/or Money Market Instruments. The Fund may invest up to 10% of its net assets in special purpose acquisition companies.

Use of Ancillary Liquid Assets

The Fund may hold up to 20% in its net assets in ancillary liquid assets as described in greater detail under paragraph 10.4 of the section entitled "Investment Restrictions."

Sustainable Finance Disclosure Regulation Categorisation

Promotes environmental and social characteristics, as defined under Article 8 of SFDR. For additional information please refer to Appendix 1 - Sustainability Approach.

Performance Target

To outperform the Euro Short Term Rate (€STR) by at least 1% per annum, after the deduction of charges, over any 3-year period.

Active Management and Benchmark Usage

The Fund is actively managed and makes reference to the €STR as this forms the basis of the Fund's Performance Target and the calculation of Performance Fees (if applicable). For currency Hedged Share Classes, the rate that corresponds with the relevant Share Class currency is used as the basis of the performance comparison and for calculating Performance Fees. The Investment Manager has complete discretion to choose investments for the Fund and is not constrained by a benchmark.

Investment Strategy

The Investment Manager targets long-term capital appreciation through exposure primarily to European equities. The Investment Manager selects stocks using a fundamental approach, blended with sector themes. The process results in a high-conviction portfolio with a bias towards long positions (where the manager believes the prospects for the companies are positive), complemented by 'short positions' (where prospects are less positive) and other market hedging securities.

Base Currency: EUR

Global Exposure Calculation

Absolute Value at Risk (VaR) approach.

Expected Leverage

150% of the Fund's total net asset value based on the sum of notional exposures of financial derivative instruments in the investment portfolio including those held for risk reduction purposes. This level of leverage will vary over time and may increase under certain market conditions (e.g. at times of very low market volatility) to seek to meet the investment objective of the Fund. This methodology does not make a distinction between financial derivative instruments that are used for investment or risk reduction purposes. As a result, strategies that aim to reduce risk will contribute to an increased level of leverage for the Fund. In calculating the leverage, the notional value of any option position is adjusted by the option delta. The option delta measures the sensitivity of the option to the price of the underlying asset.

Performance Fee

Except for the Class B, Class C, Class M, Class R, Class SA and Class Z Shares, all other Share Classes of the Fund may pay a Performance Fee as described in the section "Fees, Charges and Expenses".

For calculating the Performance Fee, the relevant benchmark/Hurdle Rate is as follows:

Share Classes	Benchmark/Hurdle Rate
All Performance Fee Base Currency and Unhedged Share Classes	€STR +1%
USD Hedged Share Classes	Secured Overnight Financing Rate (SOFR) +1%
GBP Hedged Share Classes	Sterling Overnight Index Average (SONIA) +1%
SGD Hedged Share Classes	Singapore Overnight Rate Average (SORA) +1%

For currency Hedged Share Classes not referenced in the above table, the relevant benchmark/Hurdle Rate will be the appropriate currency equivalent benchmark/Hurdle Rate of the Base Currency Share Class.

Profile of the typical investor

A typical investor will invest into this Fund to seek a positive (absolute) return, regardless of market conditions through investment in the European equity markets. Investors should ensure they understand the risks of the Fund, consider the KIID's risk level compatible with their risk tolerance and can accept the potential for loss. Investors in the Fund should plan to invest their money for the medium to long term.

Historic performance

Investors should consult the latest version of the relevant KIID of the Fund for information relating to historic performance.

PAN EUROPEAN PROPERTY EQUITIES FUND

Investment Objective

The Fund aims to provide capital growth over the long term.

Investment Policy

The Fund invests at least 75% of its net assets in equities or equity-related instruments of real estate companies or Real Estate Investment Trusts (or their equivalents) having their registered offices in the EEA or United Kingdom if not part of the EEA and listed or traded on a Regulated Market, which derive the main part of their revenue from the ownership, management and/or development of real estate in Europe.

The Fund may invest in companies of any size, including smaller capitalisation companies.

Equity-related instruments may include depositary receipts.

The Fund may use derivative instruments (such as futures, forwards, options and warrants) to reduce risk and to manage the Fund more efficiently. Under no circumstances shall the use of these instruments and techniques cause a Fund to diverge from its investment policy.

The Fund may invest up to 10% of its net assets in special purpose acquisition companies.

For treasury management and/or defensive purposes (e.g. in case of unfavourable market conditions), the Fund may invest in:

- investment grade government bonds and associated derivative instruments;
- cash and Money Market Instruments

Use of Ancillary Liquid Assets

The Fund may hold up to 20% in its net assets in ancillary liquid assets as described in greater detail under paragraph 10.4 of the section entitled "Investment Restrictions."

Sustainable Finance Disclosure Regulation Categorisation

Promotes environmental and social characteristics, as defined under Article 8 of SFDR. For additional information please refer to Appendix 1 - Sustainability Approach.

Performance Target

To outperform the FTSE EPRA Nareit Developed Europe Capped Index, after the deduction of charges, over any 5 year period.

Active Management and Benchmark Usage

The Fund is actively managed with reference to the FTSE EPRA Nareit Developed Europe Capped Index, which is broadly representative of the securities in which it may invest, as this forms the basis of the Fund's Performance Target and the level above which Performance Fees may be charged (if applicable). The Investment Manager has discretion to choose investments for the Fund with weightings different to the index or not in the index, but at times the Fund may hold investments similar to the index.

Investment Strategy

The Investment Manager seeks to identify European listed property companies and Real Estate Investment Trusts (REITs) that can deliver the highest total return over the long-term. The investment process follows a high conviction, 'bottom-up' (fundamental company-level) research approach aiming to identify the best risk-adjusted value from across the capitalisation spectrum.

Base Currency: EUR

Global Exposure Calculation

Commitment Approach

Performance Fee

Except for the Class B, Class C, Class M, Class R, Class SA and Class Z Shares, all other Share Classes of the Fund may pay a Performance Fee as described in the section “Fees, Charges and Expenses”.

For calculating the Performance Fee, the relevant benchmark/Hurdle Rate is as follows:

Share Classes				Benchmark
All Classes	Performance	Fee	Share	FTSE EPRA Nareit Developed Europe Capped Index Net TRI

Profile of the typical investor

A typical investor will invest into this Fund to seek capital growth through investment in the pan European equity markets and specifically through exposure to property related securities. Investors should ensure they understand the risks of the Fund, consider the KIID's risk level compatible with their risk tolerance and can accept the potential for loss. Investors in the Fund should plan to invest their money for the medium to long term.

Historic performance

Investors should consult the latest version of the relevant KIID of the Fund for information relating to historic performance.

PAN EUROPEAN SMALLER COMPANIES FUND

Investment Objective

The Fund aims to provide capital growth over the long term.

Investment Policy

The Fund invests at least 75% of its net assets in equities or equity-related instruments of companies, in any industry, having their registered offices in the EEA or United Kingdom if not part of the EEA which will generally fall within the bottom 25% of their relevant market by way of market capitalisation.

Equity-related instruments may include depositary receipts.

The Fund may use derivative instruments (such as futures, forwards, options and warrants) to reduce risk and to manage the Fund more efficiently. Under no circumstances shall the use of these instruments and techniques cause a Fund to diverge from its investment policy.

The Fund may invest up to 10% of its net assets in special purpose acquisition companies.

For treasury management and/or defensive purposes (e.g. in case of unfavourable market conditions), the Fund may invest in:

- investment grade government bonds and associated derivative instruments;
- cash and Money Market Instruments.

Use of Ancillary Liquid Assets

The Fund may hold up to 20% in its net assets in ancillary liquid assets as described in greater detail under paragraph 10.4 of the section entitled "Investment Restrictions.

Sustainable Finance Disclosure Regulation Categorisation (with effect from 31 October 2022)

Promotes environmental and social characteristics, as defined under Article 8 of SFDR. For additional information please refer to Appendix 1 - Sustainability Approach.

Performance Target

To outperform the MSCI Europe Small Cap Index, after the deduction of charges, over any 5-year period.

Active Management and Benchmark Usage

The Fund is actively managed with reference to the MSCI Europe Small Cap Index, which is broadly representative of the companies in which it may invest, as this forms the basis of the Fund's Performance Target and the level above which Performance Fees may be charged (if applicable). The Investment Manager has discretion to choose investments for the Fund with weightings different to the index or not in the index, but at times the Fund may hold investments similar to the index.

Investment Strategy

The Investment Manager focuses on meetings and calls with company management, along with the use of quantitative filters, to identify potential companies for investment. Emphasis is placed on the robustness of a company's business model, an analysis of what drives the business, what its competitive advantage is, and the sustainability of returns. The Fund maintains a well-diversified portfolio of companies which generally fall within the bottom 25% of their relevant market by way of size. The liquidity of the company (the degree to which shares can be quickly bought or sold in the market at a price reflecting its intrinsic value) is important in determining whether to invest and the size of the holding for the Fund.

Base Currency: EUR

Global Exposure Calculation

Commitment Approach

Performance Fee

Except for the Class B, Class C, Class M, Class R, Class SA and Class Z Shares, all other Share Classes of the Fund may pay a Performance Fee as described in the section “Fees, Charges and Expenses”.

For calculating the Performance Fee, the relevant benchmark/Hurdle Rate is as follows:

Share Classes			Benchmark
All Performance Fee Share Classes			MSCI Europe Small Cap Index

Profile of the typical investor

A typical investor will invest into this Fund to seek capital growth through investment in the pan European smaller companies equity markets. Investors should ensure they understand the risks of the Fund, consider the KIID's risk level compatible with their risk tolerance and can accept the potential for loss. Investors in the Fund should plan to invest their money for the medium to long term.

Historic performance

Investors should consult the latest version of the relevant KIID of the Fund for information relating to historic performance.

SUSTAINABLE FUTURE TECHNOLOGIES FUND

Investment Objective

The Fund aims to provide capital growth over the long term by investing in technology-related companies that contribute to the development of a sustainable global economy.

Investment Policy

The Fund invests at least 90% of its net assets in equities or equity-related instruments of technology-related companies, whose products and services are considered by the Investment Manager as contributing to positive environmental or social change, thereby having an impact on the development of a sustainable global economy. The Fund's investment universe is defined by technology-related companies that derive at least 50% of their current or future expected revenues from the sustainable technology themes identified by the Investment Manager (as further outlined in the Investment Strategy section). The Fund will avoid investing in companies that the Investment Manager considers could contribute to significant environmental or societal harm.

The Fund may invest in companies of any size, including smaller capitalisation companies, in any country.

Equities may include China A-Shares, directly through the Stock Connect Programs and other eligible exchanges or indirectly through derivative instruments. Exposure to China A-Shares will not be more than 10% of the Fund's net asset value.

Equity-related instruments may include depositary receipts.

The Fund may use derivative instruments (such as futures, forwards, options and warrants) to reduce risk and to manage the Fund more efficiently. Under no circumstances shall the use of these instruments and techniques cause the Fund to diverge from its investment policy.

The Fund may invest up to 10% of its net assets in special purpose acquisition companies.

For treasury management and/or defensive purposes (e.g. in case of unfavourable market conditions), the Fund may invest in:

- investment grade government bonds and associated derivative instruments;
- cash and Money Market Instruments.

The Fund follows a sustainable investment approach. Please see below section 'Sustainable Investment Approach' of this Prospectus for further details.

Use of Ancillary Liquid Assets

The Fund may hold up to 20% in its net assets in ancillary liquid assets as described in greater detail under paragraph 10.4 of the section entitled "Investment Restrictions."

Sustainable Finance Disclosure Regulation Categorisation

The Fund has sustainable investment as its objective, as defined under Article 9 of SFDR. For additional information please refer to Appendix 1 - Sustainability Approach.

Performance Target

Not applicable

Active Management and Benchmark Usage

The Fund is actively managed with reference to the MSCI ACWI Information Technology Index, which is broadly representative of the companies in which it may invest, as this can provide a useful comparator for assessing the Fund's performance. The Investment Manager has discretion to choose investments for the Fund with weightings different to the index or not in the index, but at times the Fund may hold investments similar to the index.

Investment Strategy

The Investment Manager, within its thematic framework of environmental and social themes and positive/negative (avoidance) criteria screening, seeks to identify undervalued growth companies that are aligned with the UN's Sustainable Development Goals, and derive at least 50% of their current or future expected revenues from the sustainable technology themes the Investment Manager has identified as having a positive impact on those goals. Examples of themes the Investment Manager has identified include clean energy technology, sustainable transport, low carbon infrastructure, digital democratisation, health technology, smart cities, data security and resource and productivity optimisation. The Investment Manager looks to navigate the hype cycle (different stages in the development of a technology from conception to widespread adoption) around technology adoption by assessing the company's fundamental business model and by focusing on companies with high quality management following good governance practices and sustainable barriers to entry, driving longer term unappreciated earnings growth. The Fund will avoid investing in companies that the Investment Manager considers could contribute to significant environmental or societal harm.

Base Currency: USD

Global Exposure Calculation:
Commitment Approach

Profile of the typical investor

A typical investor will invest into this Fund to seek capital growth through investment in the global equity market and specifically through exposure to technology-related companies, whose products and services have a positive impact on environment or society, thereby contributing to the development of a sustainable global economy. Investors should ensure they have an understanding of the risks of the Fund, consider whether the KIID's risk level is compatible with their risk tolerance and whether they can accept the potential for loss. Investors in the Fund should plan to invest their money for the medium to long term.

Historic performance

Investors should consult the latest version of the relevant KIID of the Fund for information relating to historic performance.

US SUSTAINABLE EQUITY FUND

Investment Objective

The Fund aims to provide capital growth over the long term by investing in US companies whose products and services are considered by the Investment Manager as contributing to positive environmental or social change and thereby have an impact on the development of a sustainable global economy.

Investment Policy

The Fund invests at least 80% of its net assets in a concentrated portfolio of equities of US companies, whose products and services are considered by the Investment Manager as contributing to positive environmental or social change and thereby have an impact on the development of a sustainable global economy. The Fund will avoid investing in companies that the Investment Manager considers to potentially have a negative impact on the development of a sustainable global economy.

The Fund may invest in companies of any size, including smaller capitalisation companies, in any industry.

The Fund may use derivative instruments (such as futures, forwards, options and warrants) to reduce risk and to manage the Fund more efficiently. Under no circumstances shall the use of these instruments and techniques cause a Fund to diverge from its investment policy.

The Fund may invest up to 10% of its net assets in special purpose acquisition companies.

For treasury management and/or defensive purposes (e.g. in case of unfavourable market conditions), the Fund may invest in:

- investment grade government bonds and associated derivative instruments;
- cash and Money Market Instruments.

The Fund follows a sustainable investment approach. Please see below section 'Sustainable Investment Approach' of this Prospectus for further details.

Use of Ancillary Liquid Assets

The Fund may hold up to 20% in its net assets in ancillary liquid assets as described in greater detail under paragraph 10.4 of the section entitled "Investment Restrictions."

Sustainable Finance Disclosure Regulation Categorisation

The Fund has sustainable investment as its objective, as defined under Article 9 of SFDR. For additional information please refer to Appendix 1 - Sustainability Approach.

Performance Target

Not applicable

Active Management and Benchmark Usage

The Fund is actively managed with reference to the S&P 500 Index, which is broadly representative of the companies in which it may invest, as this can provide a useful comparator for assessing the Fund's performance. The Investment Manager has discretion to choose investments for the Fund with weightings different to the index or not in the index, but at times the Fund may hold investments similar to the index.

Investment Strategy

The Investment Manager, within its thematic framework of environmental and social themes and positive/negative (avoidance) criteria screening, seeks to construct a differentiated and well diversified portfolio of US companies, based on the belief that superior returns can be generated by companies that are providing solutions to environmental and social challenges. These companies should have attractive financial attributes such as persistent revenue growth and durable cash flows, as well as exhibiting strong management of environmental, social and corporate governance risks. Companies will typically be strategically aligned with themes such as climate change, resource constraints, growing populations, and ageing populations. The Fund avoids investing in fossil fuels and companies that stand to be disrupted by the transition to a low-carbon economy.

Base Currency: USD

Global Exposure Calculation

Commitment Approach

Profile of the typical investor

A typical investor will invest into this Fund to seek capital growth through investment in US equity markets, and specifically with exposure to US companies whose products and services have a positive impact on the development of a sustainable global economy. Investors should ensure they understand the risks of the Fund, consider the KIID's risk level compatible with their risk tolerance and can accept the potential for loss. Investors in the Fund should plan to invest their money for the medium to long term.

Historic performance

Investors should consult the latest version of the relevant KIID of the Fund for information relating to historic performance.

REGIONAL FUNDS

ASIAN DIVIDEND INCOME FUND

Investment Objective

The Fund aims to provide an income in excess of the income generated by the MSCI AC Asia Pacific ex Japan High Dividend Yield Index with the potential for capital growth over the long term.

Investment Policy

The Fund invests at least two-thirds of its net assets in equities or equity-related instruments of companies in the Asia Pacific region (excluding Japan) which in the view of the Investment Manager offer prospects for above average dividends or reflect such prospects.

The Fund may invest in companies of any size, including smaller capitalisation companies, in any industry.

Equities may include China A-Shares, directly through the Stock Connect Programs and other eligible exchanges or indirectly through derivative instruments. Exposure to China A-Shares will not be more than 10% of the Fund's net asset value.

Equity-related instruments may include depositary receipts.

The Fund may use derivative instruments (such as futures, forwards, options and warrants) to generate additional income for the Fund, to reduce risk and to manage the Fund more efficiently. Under no circumstances shall the use of these instruments and techniques cause a Fund to diverge from its investment policy.

For treasury management and/or defensive purposes (e.g. in case of unfavourable market conditions), the Fund may invest in:

- investment grade government bonds and associated derivative instruments;
- cash and Money Market Instruments.

Use of Ancillary Liquid Assets

The Fund may hold up to 20% in its net assets in ancillary liquid assets as described in greater detail under paragraph 10.4 of the section entitled "Investment Restrictions."

Performance Target

Not applicable

Active Management and Benchmark Usage

The Fund is actively managed with reference to the MSCI AC Asia Pacific ex Japan High Dividend Yield Index, which is broadly representative of the companies in which it may invest, as this forms the basis of the Fund's income target and the level above which Performance Fees may be charged (if applicable). The Investment Manager has discretion to choose investments for the Fund with weightings different to the index or not in the index, but at times the Fund may hold investments similar to the index.

Investment Strategy

The Investment Manager aims to capture the income and capital growth potential of companies in Asia, one of the world's fastest-growing regions. The strategy looks to tap into the region's strong structural growth opportunities and the shift toward a more progressive dividend culture. The disciplined, value-driven investment process places an emphasis on dividend growth and high-yielding companies.

Base Currency: USD

Global Exposure Calculation

Commitment Approach

Performance Fee

Except for the Class B, Class C, Class M, Class R, Class SA and Class Z Shares, all other Share Classes of the Fund may pay a Performance Fee as described in the section “Fees, Charges and Expenses”.

For calculating the Performance Fee, the relevant benchmark/Hurdle Rate is as follows:

Share Classes				Benchmark
All Classes	Performance Fee	Share		MSCI AC Asia Pacific Ex Japan High Dividend Yield Index

Profile of the typical investor

A typical investor will invest into this Fund to seek income returns in excess of the benchmark with potential for capital growth through investment in the Asian equity markets. Investors should ensure they understand the risks of the Fund, consider the KIID’s risk level compatible with their risk tolerance and can accept the potential for loss. Investors in the Fund should plan to invest their money for the medium to long term.

Historic performance

Investors should consult the latest version of the relevant KIID of the Fund for information relating to historic performance.

ASIAN GROWTH FUND

Investment Objective

The Fund aims to provide capital growth over the long term.

Investment Policy

The Fund invests at least two-thirds its net assets in equities or equity-related instruments of companies in Asian markets (Hong Kong, Thailand, Malaysia, Singapore, China, India, Philippines, South Korea, Taiwan, Indonesia, Australia and New Zealand amongst others). The Fund does not invest in Japan.

The Fund may invest in companies of any size, including smaller capitalisation companies, in any industry.

Equities may include China A-Shares, directly through the Stock Connect Programs and other eligible exchanges or indirectly through derivative instruments. Exposure to China A-Shares will not be more than 20% of the Fund's net asset value.

Equity-related instruments may include depositary receipts.

The Fund may use derivative instruments (such as futures, forwards, options and warrants) to reduce risk and to manage the Fund more efficiently. Under no circumstances shall the use of these instruments and techniques cause a Fund to diverge from its investment policy.

The Fund may invest up to 10% of its net assets in special purpose acquisition companies.

For treasury management and/or defensive purposes (e.g. in case of unfavourable market conditions), the Fund may invest in:

- investment grade government bonds and associated derivative instruments;
- cash and Money Market Instruments.

Use of Ancillary Liquid Assets

The Fund may hold up to 20% in its net assets in ancillary liquid assets as described in greater detail under paragraph 10.4 of the section entitled "Investment Restrictions."

Performance Target

To outperform the MSCI AC Asia Pacific ex Japan Index by at least 2% per annum, before the deduction of charges, over any 5-year period.

Active Management and Benchmark Usage

The Fund is actively managed with reference to the MSCI AC Asia Pacific ex Japan Index, which is broadly representative of the companies in which it may invest, as this forms the basis of the Fund's Performance Target and the level above which Performance Fees may be charged (if applicable). The Investment Manager has discretion to choose investments for the Fund with weightings different to the index or not in the index, but at times the Fund may hold investments similar to the index.

Investment Strategy

The Investment Manager seeks to identify quality companies and capture growth in the dynamic and fast-growing Asia Pacific region through different market conditions. The investment process is driven by stock selection, based on in-depth research, resulting in a high-conviction portfolio.

Base Currency: USD

Global Exposure Calculation

Commitment Approach

Performance Fee

Except for the Class B, Class C, Class M, Class R, Class SA and Class Z Shares, all other Share Classes of the Fund may pay a Performance Fee as described in the section "Fees, Charges and Expenses".

For calculating the Performance Fee, the relevant benchmark/Hurdle Rate is as follows:

Share Classes				Benchmark
All Classes	Performance Fee	Share		MSCI AC Asia Pacific ex Japan Index

Profile of the typical investor

A typical investor will invest into this Fund to seek capital growth through investment in the Asian equity markets. Investors should ensure they understand the risks of the Fund, consider the KIID's risk level compatible with their risk tolerance and can accept the potential for loss. Investors in the Fund should plan to invest their money for the medium to long term.

Historic performance

Investors should consult the latest version of the relevant KIID of the Fund for information relating to historic performance.

EUROLAND FUND

Investment Objective

The Fund aims to provide capital growth over the long term.

Investment Policy

The Fund invests at least 75% of its net assets in equities or equity-related instruments of companies incorporated or having their principal business activities in Euroland countries (i.e. countries having adopted the Euro as their national currency in the member state of the European Monetary Union).

The Fund may invest in companies of any size, including smaller capitalisation companies, in any industry.

Equity-related instruments may include depositary receipts.

The Fund may use derivative instruments (such as futures, forwards, options and warrants) to reduce risk and to manage the Fund more efficiently. Under no circumstances shall the use of these instruments and techniques cause a Fund to diverge from its investment policy.

For treasury management and/or defensive purposes (e.g. in case of unfavourable market conditions), the Fund may invest in:

- investment grade government bonds and associated derivative instruments;
- cash and Money Market Instruments.

Use of Ancillary Liquid Assets

The Fund may hold up to 20% in its net assets in ancillary liquid assets as described in greater detail under paragraph 10.4 of the section entitled "Investment Restrictions."

Sustainable Finance Disclosure Regulation Categorisation

Promotes environmental and social characteristics, as defined under Article 8 of SFDR. For additional information please refer to Appendix 1 - Sustainability Approach.

Performance Target

To outperform the MSCI EMU Net Return EUR Index, after the deduction of charges, over any 5-year period.

Active Management and Benchmark Usage

The Fund is actively managed with reference to the MSCI EMU Net Return EUR Index, which is broadly representative of the companies in which it may invest, as this forms the basis of the Fund's Performance Target and the level above which Performance Fees may be charged (if applicable). The Investment Manager has discretion to choose investments for the Fund with weightings different to the index or not in the index, but at times the Fund may hold investments similar to the index.

Investment Strategy

The Investment Manager follows a disciplined investment process that sets aside sentiment in order to benefit from market mispricing. The investment process combines 'bottom-up' (company-level) analysis with a qualitative overview that helps the team to control risk while seeking to maximise performance. The process seeks to construct a portfolio of companies with established track records that are priced at a level that does not reflect their intrinsic value or future prospects.

Base Currency: EUR

Global Exposure Calculation

Commitment Approach

Performance Fee

Except for the Class B, Class C, Class M, Class R, Class SA and Class Z Shares, all other Share Classes of the Fund may pay a Performance Fee as described in the section "Fees, Charges and Expenses".

For calculating the Performance Fee, the relevant benchmark/Hurdle Rate is as follows:

Share Classes				Benchmark
All Classes	Performance Fee	Share		MSCI EMU Net Return EUR

Profile of the typical investor

A typical investor will invest into this Fund to seek capital growth through investment in the 'Euroland' equity market. Investors should ensure they understand the risks of the Fund, consider the KIID's risk level compatible with their risk tolerance and can accept the potential for loss. Investors in the Fund should plan to invest their money for the medium to long term.

Historic performance

Investors should consult the latest version of the relevant KIID of the Fund for information relating to historic performance.

EUROPEAN GROWTH FUND

Investment Objective

The Fund aims to provide capital growth over the long term.

Investment Policy

The Fund invests at least 80% of its net assets in equities or equity-related instruments of companies located or listed in Europe (excluding the United Kingdom) or, in the opinion of the Investment Manager, deriving a preponderant part of their income from Europe (excluding the United Kingdom).

The Fund may invest in companies of any size, including smaller capitalisation companies, in any industry but the Fund will normally have a strong bias towards mid capitalisation companies.

Equity-related instruments may include depositary receipts.

The Fund may use derivative instruments (such as futures, forwards, options and warrants) to reduce risk and to manage the Fund more efficiently. Under no circumstances shall the use of these instruments and techniques cause a Fund to diverge from its investment policy.

The Fund may invest up to 10% of its net assets in special purpose acquisition companies.

For treasury management and/or defensive purposes (e.g. in case of unfavourable market conditions), the Fund may invest in:

- investment grade government bonds and associated derivative instruments;
- cash and Money Market Instruments.

Use of Ancillary Liquid Assets

The Fund may hold up to 20% in its net assets in ancillary liquid assets as described in greater detail under paragraph 10.4 of the section entitled "Investment Restrictions."

Sustainable Finance Disclosure Regulation Categorisation

Promotes environmental and social characteristics, as defined under Article 8 of SFDR. For additional information please refer to Appendix 1 - Sustainability Approach.

Performance Target

To outperform the FTSE World Europe ex UK Index, after the deduction of charges, over any 5-year period.

Active Management and Benchmark Usage

The Fund is actively managed with reference to the FTSE World Europe ex UK Index, which is broadly representative of the companies in which it may invest, as this forms the basis of the Fund's Performance Target and the level above which Performance Fees may be charged (if applicable). The Investment Manager has discretion to choose investments for the Fund with weightings different to the index or not in the index, but at times the Fund may hold investments similar to the index.

Investment Strategy

The Investment Manager seeks to identify companies with hidden quality by focusing on company profitability and the efficiency with which capital is used. The Fund will have a bias to medium sized companies as these often have attractive niches, potential to grow, or could be potential takeover targets in the future. The Investment Manager takes a long term view, looking beyond short term data, while the risk management process focuses on identifying risks specific to the companies and industries in which the Fund may be exposed rather than in relation to the wider market.

Base Currency: EUR

Global Exposure Calculation

Commitment Approach

Performance Fee

Except for the Class B, Class C, Class M, Class R, Class SA and Class Z Shares, all other Share Classes of the Fund may pay a Performance Fee as described in the section “Fees, Charges and Expenses”.

For calculating the Performance Fee, the relevant benchmark/Hurdle Rate is as follows:

Share Classes			Benchmark
All Performance Fee Share Classes			FTSE World Europe ex UK Index

Profile of the typical investor

A typical investor will invest into this Fund to seek capital growth through investment in the European (ex UK) equity markets. Investors should ensure they understand the risks of the Fund, consider the KIID’s risk level compatible with their risk tolerance and can accept the potential for loss. Investors in the Fund should plan to invest their money for the medium to long term.

Historic performance

Investors should consult the latest version of the relevant KIID of the Fund for information relating to historic performance.

JAPAN OPPORTUNITIES FUND

Investment Objective

The Fund aims to provide capital growth over the long term.

Investment Policy

The Fund invests at least 80% of its net assets in a portfolio of equities or equity-related instruments of Japanese companies.

The Fund may invest in companies of any size, including smaller capitalisation companies, in any industry.

Equity-related instruments may include depositary receipts.

The Fund may use derivative instruments (such as futures, forwards, options and warrants) to reduce risk and to manage the Fund more efficiently. Under no circumstances shall the use of these instruments and techniques cause a Fund to diverge from its investment policy.

For treasury management and/or defensive purposes (e.g. in case of unfavourable market conditions), the Fund may invest in:

- investment grade government bonds and associated derivative instruments;
- cash and Money Market Instruments.

Use of Ancillary Liquid Assets

The Fund may hold up to 20% in its net assets in ancillary liquid assets as described in greater detail under paragraph 10.4 of the section entitled “Investment Restrictions.

Performance Target

To outperform the Tokyo Stock Price Index (TOPIX) by 2% per annum, before the deduction of charges, over any 5-year period.

Active Management and Benchmark Usage

The Fund is actively managed with reference to the Tokyo Stock Price Index (TOPIX), which is broadly representative of the companies in which it may invest, as this forms the basis of the Fund’s Performance Target and the level above which Performance Fees may be charged (if applicable). The Investment Manager has discretion to choose investments for the Fund with weightings different to the index or not in the index, but at times the Fund may hold investments similar to the index.

Investment Strategy

The Investment Manager seeks to achieve long-term capital appreciation by investing in undervalued, cash-generative and capital-efficient businesses, which can create value for Investors. The focus is on stock selection, which is a result of rigorous, fundamental research and a strict valuation discipline, and incorporates strong risk management. The Fund is a diversified portfolio of companies across a variety of sectors, which the Investment Manager believes has the potential to perform well over time.

Base Currency: JPY

Global Exposure Calculation

Commitment Approach

Performance Fee

Except for the Class B, Class C, Class M, Class R, Class SA and Class Z Shares, all other Share Classes of the Fund may pay a Performance Fee as described in the section “Fees, Charges and Expenses”.

For calculating the Performance Fee, the relevant benchmark/Hurdle Rate is as follows:

Share Classes	Benchmark
---------------	-----------

All Classes	Performance	Fee	Share	Tokyo Stock Price Index (TOPIX)
------------------------	--------------------	------------	--------------	--

Profile of the typical investor

A typical investor will invest into this Fund to seek capital growth through investment in the Japanese equity markets. Investors should ensure they understand the risks of the Fund, consider the KIID's risk level compatible with their risk tolerance and can accept the potential for loss. Investors in the Fund should plan to invest their money for the medium to long term.

Historic performance

Investors should consult the latest version of the relevant KIID of the Fund for information relating to historic performance.

PAN EUROPEAN EQUITY FUND

Investment Objective

The Fund aims to provide capital growth over the long term.

Investment Policy

The Fund invests at least 75% of its net assets in equities or equity-related instruments of companies having their registered office in the EEA or United Kingdom if not part of the EEA.

The Fund may invest in companies of any size, including smaller capitalisation companies, in any industry.

Equity-related instruments may include depositary receipts.

The Fund may use derivative instruments (such as futures, forwards, options and warrants) to reduce risk and to manage the Fund more efficiently. Under no circumstances shall the use of these instruments and techniques cause a Fund to diverge from its investment policy.

The Fund may invest up to 10% of its net assets in special purpose acquisition companies.

For treasury management and/or defensive purposes (e.g. in case of unfavourable market conditions), the Fund may invest in:

- investment grade government bonds and associated derivative instruments;
- cash and Money Market Instruments.

Use of Ancillary Liquid Assets

The Fund may hold up to 20% in its net assets in ancillary liquid assets as described in greater detail under paragraph 10.4 of the section entitled "Investment Restrictions."

Sustainable Finance Disclosure Regulation Categorisation

Promotes environmental and social characteristics, as defined under Article 8 of SFDR. For additional information please refer to Appendix 1 - Sustainability Approach.

Performance Target

To outperform the FTSE World Europe Index, after the deduction of charges, over any 5-year period.

Active Management and Benchmark Usage

The Fund is actively managed with reference to the FTSE World Europe Index, which is broadly representative of the companies in which it may invest, as this forms the basis of the Fund's Performance Target and the level above which Performance Fees may be charged (if applicable). The Investment Manager has discretion to choose investments for the Fund with weightings different to the index or not in the index, but at times the Fund may hold investments similar to the index.

Investment Strategy

The Investment Manager looks to invest in good quality large or mid-sized European companies capable of delivering a sustained or improving return on capital over the long term, with some tactical exposure to companies benefiting from a short-term market or stock-specific catalyst. The Fund utilises a proprietary and adaptive screening tool based on fundamental research to deliver a comparable thesis for every stock under consideration, to help foster greater consistency and conviction in analysis and decision making. Smaller companies are not normally a significant focus of the portfolio.

Base Currency: EUR

Global Exposure Calculation

Commitment Approach

Performance Fee

Except for the Class B, Class C, Class M, Class R, Class SA and Class Z Shares, all other Share Classes of the Fund may pay a Performance Fee as described in the section "Fees, Charges and Expenses".

For calculating the Performance Fee, the relevant benchmark/Hurdle Rate is as follows:

Share Classes			Benchmark	
All Classes	Performance Fee	Share	FTSE World Europe Index	

Profile of the typical investor

A typical investor will invest into this Fund to seek capital growth through investment in the Pan European equity markets. Investors should ensure they understand the risks of the Fund, consider the KIID's risk level compatible with their risk tolerance and can accept the potential for loss. Investors in the Fund should plan to invest their money for the medium to long term.

Historic performance

Investors should consult the latest version of the relevant KIID of the Fund for information relating to historic performance.

BOND FUNDS

EMERGING MARKET CORPORATE BOND FUND

Investment Objective

The Fund aims to provide a return, from a combination of income and capital growth over the long term.

Investment Policy

The Fund will invest at least 70% of its net assets in emerging market corporate bonds and other fixed and floating rate securities.

The Fund may make use of a variety of instruments / strategies in order to achieve the Fund's objective.

Instruments may include, but not limited to, asset and mortgage backed securities, perpetual bonds, forward foreign exchange contracts (including non-deliverable forwards), interest rate futures, bond futures, options and OTC swaps (such as interest rate swaps, credit default swaps, credit default swaps on indices and total return swaps).

Strategies may include, but are not limited to duration, sector, region, security, yield curve and credit strategies for investment and hedging purposes.

The Fund may invest up to:

- two thirds of its net assets in non-investment grade securities including up to 20% of its net assets in distressed debt securities.
- 20% of its net assets in contingent convertible bonds.
- 20% of its net assets in asset-backed securities ("ABS") and mortgage-backed securities ("MBS"). ABS/MBS include, but are not limited to, residential mortgage-backed securities, commercial mortgage-backed securities, and collateralised loan obligations. The ABS and MBS may be leveraged.
- 20% of its net assets in China onshore bonds traded through the Bond Connect.
- 20% of its net assets in total return swaps.

The Fund may use derivative instruments with the aim of making investment gains in line with the Fund's objective, to reduce risk or to manage the Fund more efficiently.

For treasury management and/or defensive purposes (e.g. in case of unfavourable market conditions), the Fund may invest in cash and Money Market Instruments.

The Fund's major part of currency exposure is hedged to Base Currency, although it may also be exposed (through investments or cash) to other currencies.

Use of Ancillary Liquid Assets

The Fund may hold up to 20% in its net assets in ancillary liquid assets as described in greater detail under paragraph 10.4 of the section entitled "Investment Restrictions."

Performance Target

To outperform the JP Morgan Corporate Emerging Market Bond Index (CEMBI) Broad Diversified by 1.5% per annum, before the deduction of charges, over any 5-year period.

Active Management and Benchmark Usage

The Fund is actively managed with reference to the JP Morgan Corporate Emerging Market Bond Index (CEMBI) Broad Diversified, which is broadly representative of the bonds in which it may invest, as this forms the basis of the Fund's Performance Target. The Investment Manager has discretion to choose investments for the Fund with weightings different to the index or not in the index, but at times the Fund may hold investments similar to the index.

Investment Strategy

The Investment Manager generates investment ideas using 'bottom-up' credit (corporate bond and issuer) research, informed by 'top-down' sovereign and geopolitical views. Sovereign risk factors helps to time investments in specific countries and ESG (environmental, social and governance) considerations can help to highlight hazards. The process focuses as much on downside risks as it does on research of bonds and issuers.

Base Currency: USD

Global Exposure Calculation

Commitment Approach

Profile of the typical investor

A typical investor will invest into this Fund to seek a combination of capital and income return in excess of the JP Morgan Corporate Emerging Market Bond Index (CEMBI) Broad Diversified through exposure to emerging market investment grade corporate bonds and other fixed and floating rate securities. Investors should ensure they understand the risks of the Fund, consider the KIID's risk level compatible with their risk tolerance and can accept the potential for loss. Investors in the Fund should plan to invest their money for the medium to long term.

Historic performance

Investors should consult the latest version of the relevant KIID of the Fund for information relating to the historic performance.

EMERGING MARKETS DEBT HARD CURRENCY FUND

Investment Objective

The Fund aims to provide a return, from a combination of income and capital growth over the long term.

Investment Policy

The Fund invests at least 70% of its net assets in emerging market bonds and other fixed and floating rate securities denominated in Hard Currencies.

The Fund may make use of a variety of instruments / strategies in order to achieve the Fund's objective.

Instruments may include, but not limited to, fixed and floating rate securities, asset and mortgage backed securities, perpetual bonds, forward foreign exchange contracts (including non-deliverable forwards), exchange traded derivatives (such as interest rate futures and bond futures), options and OTC swaps (such as interest rate swaps, credit default swaps, credit default swaps on indices and total return swaps).

Strategies may include, but are not limited to duration, sector, country, security, yield curve and credit strategies for investment and hedging purposes.

The Fund may invest up to:

- 30% of its net assets in emerging market corporates.
- 10% of its net assets in Distressed Securities.
- 10% of its net assets in unrated securities.
- 10% of its net assets in contingent convertible bonds.
- 10% of its net assets in asset-backed securities ("ABS") and mortgage-backed securities ("MBS"). ABS/MBS include, but are not limited to, residential mortgage-backed securities, commercial mortgage-backed securities, and collateralised loan obligations. The ABS and MBS may be leveraged.
- 20% of its net assets in total return swaps.

The Fund may use derivative instruments with the aim of making investment gains in line with the Fund's objective, to reduce risk or to manage the Fund more efficiently.

For treasury management and/or defensive purposes (e.g. in case of unfavourable market conditions), the Fund may invest in cash and Money Market Instruments.

The Fund's major part of currency exposure is hedged to Base Currency, although it may also be exposed (through investments or cash) to other currencies.

The average maturity of the Fund's portfolio will broadly reflect the universe as measured by the JP Morgan EMBI Global Diversified Index.

Use of Ancillary Liquid Assets

The Fund may hold up to 20% in its net assets in ancillary liquid assets as described in greater detail under paragraph 10.4 of the section entitled "Investment Restrictions".

Sustainable Finance Disclosure Regulation Categorisation

Promotes environmental and social characteristics, as defined under Article 8 of SFDR.

Performance Target

The Fund aims to outperform the JPM EMBI Global Diversified Index by 1.25% per annum, before the deduction of charges, over any 5-year period.

Active Management and Benchmark Usage

The Fund is actively managed with reference to the JP Morgan EMBI Global Diversified Index, which is broadly representative of the bonds in which it may invest, as this forms the basis of the Fund's Performance Target. The Investment Manager has discretion to choose investments for the Fund with weightings different to the

index or not in the index, however the geographical scope of the Fund may have the effect of limiting the extent to which the Fund will deviate from the index.

Investment Strategy

The Investment Manager generates investment ideas through a proprietary assessment of sovereign credit risk which includes both quantitative and qualitative components. Country over/under-weights are identified by comparing the team's assessment of the level and trend of sovereign credit risk with the current market valuation (credit spread) of that country. Within a country, the security selection process seeks to identify superior risk-adjusted opportunities within the broad universe, including off-benchmark securities. The Fund promotes environmental and/or social characteristics, which include the application of GHG intensity related criteria, support of anti-corruption initiatives for sovereign issuers. For important additional information on certain sustainability aspects please refer to "Appendix 1 - Sustainability Approach" for further details.

Base Currency: USD

Global Exposure Calculation

Commitment Approach

Profile of the typical investor

A typical investor will invest into this Fund to seek a combination of capital and income return in excess of the JP Morgan EMBI Global Diversified Index through exposure to emerging market government bonds, corporate bonds and other fixed and floating rate securities. Investors should ensure they understand the risks of the Fund, consider the KIID's risk level compatible with their risk tolerance and can accept the potential for loss. Investors in the Fund should plan to invest their money for the medium to long term.

Historic performance

Investors should consult the latest version of the relevant KIID of the Fund for information relating to the historic performance.

EURO CORPORATE BOND FUND

Investment Objective

The Fund aims to provide a return, from a combination of income and capital growth over the long term.

Investment Policy

The Fund invests at least 80% of its net assets in Euro denominated investment grade corporate bonds and other fixed and floating rate securities.

The Fund may make use of a variety of instruments / strategies in order to achieve the Fund's objective.

Instruments may include, but not limited to asset and mortgage backed securities, perpetual bonds, forward foreign exchange contracts (including non-deliverable forwards), interest rate futures, bond futures and OTC swaps (such as interest rate swaps, credit default swaps, credit default swaps on indices and total return swaps).

Strategies may include, but are not limited to duration, sector, region, security, yield curve and credit strategies for investment and hedging purposes.

The Fund may invest up to:

- 20% of its net assets in non-investment grade securities.
- 20% of its net assets in contingent convertible bonds.
- 20% of its net assets in asset-backed securities ("ABS") and mortgage-backed securities ("MBS"). ABS/MBS include, but are not limited to, residential mortgage-backed securities, commercial mortgage-backed securities, and collateralised loan obligations. The ABS and MBS may be leveraged.
- 20% of its net assets in total return swaps.

The Fund may use derivative instruments with the aim of making investment gains in line with the Fund's objective, to reduce risk or to manage the Fund more efficiently.

For treasury management and/or defensive purposes (e.g. in case of unfavourable market conditions), the Fund may invest in cash and Money Market Instruments.

The Fund's major part of currency exposure is hedged to Base Currency, although it may also be exposed (through investments or cash) to other currencies.

Use of Ancillary Liquid Assets

The Fund may hold up to 20% in its net assets in ancillary liquid assets as described in greater detail under paragraph 10.4 of the section entitled "Investment Restrictions."

Sustainable Finance Disclosure Regulation Categorisation

Promotes environmental and social characteristics, as defined under Article 8 of SFDR. For additional information please refer to Appendix 1 - Sustainability Approach.

Performance Target

To outperform the iBOXX Euro Corporates Index by 1.5% per annum, before the deduction of charges, over any 5-year period.

Active Management and Benchmark Usage

The Fund is actively managed with reference to the iBOXX Euro Corporates Index, which is broadly representative of the bonds in which it may invest, as this forms the basis of the Fund's Performance Target. The Investment Manager has discretion to choose investments for the Fund with weightings different to the index or not in the index, but at times the Fund may hold investments similar to the index.

Investment Strategy

The Investment Manager seeks to provide a total return in excess of that generated by the benchmark over a market cycle by investing primarily in Euro denominated investment grade rated corporate bonds. The

investment process combines asset allocation views with rigorous fundamentally driven security selection from the credit analysts.

Base Currency: EUR

Global Exposure Calculation

Relative Value at Risk (VaR) approach

Expected Leverage

50% of the Fund's total net asset value based on the sum of notional exposures of financial derivative instruments in the investment portfolio including those held for risk reduction purposes. This level of leverage will vary over time and may increase under certain market conditions (e.g. at times of very low market volatility) to seek to meet the investment objective of the Fund. This methodology does not make a distinction between financial derivative instruments that are used for investment or risk reduction purposes. As a result, strategies that aim to reduce risk will contribute to an increased level of leverage for the Fund.

The Fund's reference portfolio used in relative VaR calculations is the iBoxx Euro Corporates Index.

Profile of the typical investor

A typical investor will invest into this Fund to seek a combination of capital and income return in excess of the iBoxx Euro Corporates Index through exposure to Euro denominated investment grade corporate bonds and other fixed and floating rate securities. Investors should ensure they understand the risks of the Fund, consider the KIID's risk level compatible with their risk tolerance and can accept the potential for loss. Investors in the Fund should plan to invest their money for the medium to long term.

Historic performance

Investors should consult the latest version of the relevant KIID of the Fund for information relating to the historic performance.

EURO HIGH YIELD BOND FUND

Investment Objective

The Fund aims to provide a return, from a combination of income and capital growth over the long term.

Investment Policy

The Fund will invest at least 70% of its net assets in sub investment grade corporate debt securities with a credit rating equivalent to BB+ or lower and denominated in Euros and Sterling. The Fund can invest in fixed and variable rate and index-related securities issued by corporate, government, supranational institutions and local and regional agencies.

The Fund may make use of a variety of instruments / strategies in order to achieve the Fund's objective.

Instruments may include, but not limited to, asset and mortgage backed securities, convertible bonds, perpetual bonds, structured notes, options, OTC swaps (such as interest rate swaps, credit default swaps, credit default swaps on indices and total return swaps), and forward foreign exchange contracts.

Strategies may include, but are not limited to sector, region, security and credit strategies for investment and hedging purposes.

The Fund may invest up to:

- 30% of its net assets in investment grade securities.
- 20% of its net assets in contingent convertible bonds.
- 20% of its net assets in asset-backed securities ("ABS") and mortgage-backed securities ("MBS"). ABS/MBS include, but are not limited to, residential mortgage-backed securities, commercial mortgage-backed securities, and collateralised loan obligations. The ABS and MBS may be leveraged.
- 20% of its net assets in total return swaps.

The Fund may use derivative instruments with the aim of making investment gains in line with the Fund's objective, to reduce risk or to manage the Fund more efficiently.

For treasury management and/or defensive purposes (e.g. in case of unfavourable market conditions), the Fund may invest in cash and Money Market Instruments.

The Fund's major part of currency exposure is hedged to Base Currency, although it may also be exposed (through investments or cash) to other currencies.

Use of Ancillary Liquid Assets

The Fund may hold up to 20% in its net assets in ancillary liquid assets as described in greater detail under paragraph 10.4 of the section entitled "Investment Restrictions."

Sustainable Finance Disclosure Regulation Categorisation

Promotes environmental and social characteristics, as defined under Article 8 of SFDR. For additional information please refer to Appendix 1 - Sustainability Approach.

Performance Target

To outperform the ICE BofAML European Currency Non-Financial High Yield Constrained Index (100% Hedged) by 1.75% per annum, before the deduction of charges, over any 5-year period.

Active Management and Benchmark Usage

The Fund is actively managed with reference to the ICE BofAML European Currency Non-Financial High Yield Constrained Index (100% Hedged), which is broadly representative of the bonds in which it may invest, as this forms the basis of the Fund's Performance Target. The Investment Manager has discretion to choose investments for the Fund with weightings different to the index or not in the index, but at times the Fund may hold investments similar to the index.

Investment Strategy

The Investment Manager seeks to provide a high overall yield and potential for capital growth by investing primarily in euro and sterling denominated sub investment grade rated corporate bonds. The investment process combines rigorous fundamentally driven security selection from the credit analysts, which is expected to be the largest driver of performance, with asset allocation views.

Base Currency: EUR

Global Exposure Calculation

Relative Value at Risk (VaR) approach

Expected Leverage

75% of the Fund's total net asset value based on the sum of notional exposures of financial derivative instruments in the investment portfolio including those held for risk reduction purposes. This level of leverage will vary over time and may increase under certain market conditions (e.g. at times of very low market volatility) to seek to meet the investment objective of the Fund. This methodology does not make a distinction between financial derivative instruments that are used for investment or risk reduction purposes. As a result, strategies that aim to reduce risk will contribute to an increased level of leverage for the Fund.

The Fund's reference portfolio used in relative VaR calculations is ICE BofAML European Currency Non-Financial High Yield Constrained Index.

Profile of the typical investor

A typical investor will invest into this Fund to seek an overall income with the potential for capital growth through exposure to Euro and Sterling denominated high yield bonds. Investors should ensure they understand the risks of the Fund, consider the KIID's risk level compatible with their risk tolerance and can accept the potential for loss. Investors in the Fund should plan to invest their money for the medium to long term.

Historic performance

Investors should consult the latest version of the relevant KIID of the Fund for information relating to the historic performance.

GLOBAL HIGH YIELD BOND FUND

Investment Objective

The Fund aims to provide an income with the potential for capital growth over the long term.

Investment Policy

The Fund will invest at least 80% of its net assets in sub investment grade corporate debt securities of issuers with a credit rating equivalent to BB+ or lower. The Fund can invest in fixed and variable rate and index related securities issued by corporate, government, supranational institutions and local and regional agencies.

The Fund may make use of a variety of instruments / strategies in order to achieve the Fund's objective.

Instruments may include, but not limited to asset and mortgage backed securities, convertible bonds, perpetual bonds, structured notes, exchange traded derivatives, OTC swaps (such as interest rate swaps, credit default swaps, credit default swaps on indices and total return swaps), forward foreign exchange contracts and preferred stocks.

Strategies may include, but are not limited to sector, region, security and credit strategies for investment and hedging purposes.

The Fund may invest up to:

- 20% of its net assets in investment grade securities.
- 20% of its net assets in contingent convertible bonds.
- 20% of its net assets in asset-backed securities ("ABS") and mortgage-backed securities ("MBS"). ABS/MBS include, but are not limited to, residential mortgage-backed securities, commercial mortgage-backed securities, and collateralised loan obligations. The ABS and MBS may be leveraged.
- 20% of its net assets in total return swaps.

The Fund may use derivative instruments with the aim of making investment gains in line with the Fund's objective, to reduce risk or to manage the Fund more efficiently.

For treasury management and/or defensive purposes (e.g. in case of unfavourable market conditions), the Fund may invest in cash and Money Market Instruments.

The Fund's major part of currency exposure is hedged to Base Currency, although it may also be exposed (through investments or cash) to other currencies.

Use of Ancillary Liquid Assets

The Fund may hold up to 20% in its net assets in ancillary liquid assets as described in greater detail under paragraph 10.4 of the section entitled "Investment Restrictions."

Sustainable Finance Disclosure Regulation Categorisation (with effect from 31 October 2022)

Promotes environmental and social characteristics, as defined under Article 8 of SFDR. For additional information please refer to Appendix 1 - Sustainability Approach.

Performance Target

To outperform the ICE BofAML Global High Yield Constrained Index (100% Hedged) by 1.75% per annum, before the deduction of charges, over any 5-year period.

Active Management and Benchmark Usage

The Fund is actively managed with reference to the ICE BofAML Global High Yield Constrained Index (100% Hedged), which is broadly representative of the bonds in which it may invest, as this forms the basis of the Fund's Performance Target. The Investment Manager has discretion to choose investments for the Fund with weightings different to the index or not in the index, but at times the Fund may hold investments similar to the index.

Investment Strategy

The Investment Manager seeks to provide a high overall yield and potential for capital growth by investing primarily in sub investment grade rated corporate bonds across global high yield markets. The investment process combines rigorous fundamentally driven security selection from the credit analysts, which is expected to be the largest driver of performance, with asset allocation views at the fund and regional levels.

Base Currency: USD

Global Exposure Calculation

Relative Value at Risk (VaR) approach

Expected Leverage

100% of the Fund's total net asset value based on the sum of notional exposures of financial derivative instruments in the investment portfolio including those held for risk reduction purposes. This level of leverage will vary over time and may increase under certain market conditions (e.g. at times of very low market volatility) to seek to meet the investment objective of the Fund. This methodology does not make a distinction between financial derivative instruments that are used for investment or risk reduction purposes. As a result, strategies that aim to reduce risk will contribute to an increased level of leverage for the Fund.

The Fund's reference portfolio used in relative VaR calculations is ICE BofAML Global High Yield Constrained Index.

Profile of the typical investor

A typical investor will invest into this Fund to seek an overall income with the potential for capital growth through exposure to global high yield bonds. Investors should ensure they understand the risks of the Fund, consider the KIID's risk level compatible with their risk tolerance and can accept the potential for loss. Investors in the Fund should plan to invest their money for the medium to long term.

Historic performance

Investors should consult the latest version of the relevant KIID of the Fund for information relating to the historic performance.

STRATEGIC BOND FUND

Investment Objective

The Fund aims to provide a return, from a combination of income and capital growth, over the long term.

Investment Policy

The Fund invests in a broad range of fixed income securities and associated derivative instruments. The Fund will take strategic asset allocation decisions between countries, asset classes, sectors and credit ratings.

The Fund may invest in securities of any credit rating quality, including unrated securities.

The Fund may also make use of one or a combination of instruments / strategies in order to achieve the Fund's objective.

Instruments may include, but are not limited to global fixed and floating rate securities, asset and mortgage backed securities, convertible bonds, perpetual bonds, structured notes, exchange traded derivatives, OTC swaps (such as interest rate swaps, credit default swaps, credit default swaps on indices and total return swaps), forward foreign exchange contracts and preferred stocks.

Strategies may include, but are not limited to duration, sector, region, security, yield curve, credit and active currency strategies for investment and hedging purposes.

The Fund may invest up to:

- 100% of its net assets in non-investment grade securities including up to 20% of its net assets in distressed debt securities.
- 20% of its net assets in contingent convertible bonds.
- 20% of its net assets in asset-backed securities ("ABS") and mortgage-backed securities ("MBS"). ABS/MBS include, but are not limited to, residential mortgage-backed securities, commercial mortgage-backed securities, and collateralised loan obligations. The ABS and MBS may be leveraged.
- 50% of its net assets in total return swaps. Total return swaps are unfunded. The underlyings to such total return swaps consist of a range of securities or indices that the Fund may invest in according to the Fund's investment objective and policy, including but not limited to, government bonds, corporate bonds and secured debt. Total return swaps are used to achieve the investment objective of the Fund

The Fund may use derivative instruments with the aim of making investment gains in line with the Fund's objective, to reduce risk or to manage the Fund more efficiently.

OTC swaps may be used to increase or reduce the Fund's market exposure. The Fund may use credit default swaps to manage exposure to a given issuer or sector by either selling protection to increase exposure (i.e. long position in the underlying), or buying protection to reduce exposure (short position in the underlying). The Fund may use credit default swaps on individual issuers, or credit default swaps on indices which are standardised contracts on a basket of issuers.

The Fund may also invest up to 10% of its net assets in equities.

The Fund's major part of currency exposure is hedged to Base Currency, although it may also be exposed (through investments or cash) to other currencies.

Use of Ancillary Liquid Assets

The Fund may hold up to 20% in its net assets in ancillary liquid assets as described in greater detail under paragraph 10.4 of the section entitled "Investment Restrictions."

Sustainable Finance Disclosure Regulation Categorisation

Promotes environmental and social characteristics, as defined under Article 8 of SFDR. For additional information please refer to Appendix 1 - Sustainability Approach.

Performance Target

Not applicable

Active Management and Benchmark Usage

The Fund is actively managed without reference to a benchmark. The Investment Manager has complete freedom to choose individual investments for the Fund and to vary allocations between different types of bonds.

Investment Strategy

The Investment Manager follows a flexible strategy that seeks to deliver total returns (capital appreciation and income) from investments across the entire spectrum of fixed income assets. Using careful macroeconomic research and credit analysis, the portfolio managers actively vary the allocation to different types of bonds to suit the prevailing economic environment.

Base Currency: USD

Global Exposure Calculation

Absolute Value at Risk (VaR) approach

Expected Leverage

150% of the Fund's total net asset value based on the sum of notional exposures of financial derivative instruments in the investment portfolio including those held for risk reduction purposes. This level of leverage will vary over time and may increase under certain market conditions (e.g. at times of very low market volatility) to seek to meet the investment objective of the Fund. This methodology does not make a distinction between financial derivative instruments that are used for investment or risk reduction purposes. As a result, strategies that aim to reduce risk will contribute to an increased level of leverage for the Fund.

Profile of the typical investor

A typical investor will invest into this Fund to seek a combination of capital and income returns through exposure to a broad range of global fixed income asset classes. Investors should ensure they understand the risks of the Fund, consider the KIID's risk level compatible with their risk tolerance and can accept the potential for loss. Investors in the Fund should plan to invest their money for the medium to long term.

Historic performance

Investors should consult the latest version of the relevant KIID of the Fund for information relating to the historic performance.

TOTAL RETURN BOND FUND

Investment Objective

The investment objective of the Total Return Bond Fund is to target a positive total return, in excess of cash over a rolling three year period, through income and capital gains by investing in a broad range of global fixed income asset classes and associated derivative instruments.

Investment Policy

The Fund may make use of a variety of instruments / strategies in order to achieve the Fund's objective.

The Fund may invest in securities of any credit rating quality, including unrated securities.

Instruments may include, but not limited to, floating rate notes, perpetual bonds, forward foreign exchange contracts (including non-deliverable forwards), interest rate futures, bond futures and OTC swaps (such as interest rate swaps, credit default swaps, credit default swaps on indices and total return swaps), and options.

Strategies may include, but are not limited to duration, sector, region, security, yield curve, credit and active currency strategies for investment and hedging purposes.

The Fund may invest up to:

- 100% of its net assets in non-investment grade securities including up to 20% of its net assets in distressed debt securities.
- 20% of its net assets in contingent convertible bonds.
- The Fund may invest up to 30% of its net assets in asset-backed securities ("ABS") and mortgage-backed securities ("MBS"), including up to 10% of its net assets in non-investment grade ABS and/or MBS. ABS/MBS include, but are not limited to, residential mortgage-backed securities, commercial mortgage-backed securities, and collateralised loan obligations. The ABS and MBS may be leveraged.
- 20% of its net assets in China onshore bonds traded through the Bond Connect.
- 50% of its net assets in total return swaps. The total return swaps are unfunded. The underlyings to such total return swaps consist of a range of securities or indices that the Fund may invest in according to the Fund's investment objective and policy, including but not limited to, government bonds, corporate bonds and secured debt. Total return swaps are used to achieve the investment objective of the Fund.

The Fund may use derivative instruments with the aim of making investment gains in line with the Fund's objective, to reduce risk or to manage the Fund more efficiently.

The Fund's major part of currency exposure is hedged to Base Currency, although it may also be exposed (through investments or cash) to other currencies.

Use of Ancillary Liquid Assets

The Fund may hold up to 20% in its net assets in ancillary liquid assets as described in greater detail under paragraph 10.4 of the section entitled "Investment Restrictions."

Sustainable Finance Disclosure Regulation Categorisation (with effect from 31 October 2022)

Promotes environmental and social characteristics, as defined under Article 8 of SFDR. For additional information please refer to Appendix 1 - Sustainability Approach.

Performance Target

To outperform the Euro Short-Term Rate by at least 2.5% per annum, before the deduction of charges, over any 5-year period.

Active Management and Benchmark Usage

The Fund is actively managed with reference to the Euro Short-Term Rate, as this forms the basis of the Fund's Performance Target. For currency hedged Share Classes, the rate that corresponds with the relevant Share Class currency is used as the basis of the performance comparison. The Investment Manager has complete discretion to choose investments for the Fund and is not constrained by a benchmark.

Investment Strategy

The Investment Manager follows a highly flexible, 'go anywhere' approach to investing in bonds globally, without restrictions of a benchmark. The disciplined investment process considers the relative risks and potential returns from a wide variety of bond assets while seeking to maintain a moderate level of volatility.

Base Currency: EUR

Global Exposure Calculation

Absolute Value at Risk (VaR) approach

Expected Leverage

500% of the Fund's total net asset value based on the sum of notional exposures of financial derivative instruments in the investment portfolio including those held for risk reduction purposes. This level of leverage will vary over time and may increase under certain market conditions (e.g. at times of very low market volatility) to seek to meet the investment objective of the Fund. This methodology does not make a distinction between financial derivative instruments that are used for investment or risk reduction purposes. As a result, strategies that aim to reduce risk will contribute to an increased level of leverage for the Fund.

Profile of the typical investor

A typical investor will invest into this Fund to seek a combination of capital and income returns, exceeding that of cash (over a rolling 3-year period) through exposure to a broad range of global fixed income asset classes. Investors should ensure they understand the risks of the Fund, consider the KIID's risk level compatible with their risk tolerance and can accept the potential for loss. Investors in the Fund should plan to invest their money for the medium to long term.

Historic performance

Investors should consult the latest version of the relevant KIID of the Fund for information relating to the historic performance.

Investment and Risk Considerations

General Risk Considerations Applicable to All Funds

General Investment Risk

Past performance may not be a reliable guide to future performance. The value of Shares, and the return derived from them, can fluctuate and can go down as well as up. No assurance can be given that the Funds will achieve their investment objectives. An investor who realises their investment after a short period may, in addition, not realise the amount that they originally invested because of the initial charge applicable on the issue of certain Share Classes as set out in the section 'Key Features of the Company' of this Prospectus. In certain circumstances Shareholders' rights to redeem Shares may be deferred or suspended (see the section 'Possible Deferral or Suspension of Redemptions' of this Prospectus).

Investments on an international basis involve certain risks, including:

- The value of an investment in the Funds may be affected by fluctuations in the value of the currency of denomination of the relevant Fund's Shares against the value of the currency of denomination of that Fund's underlying investments. It may also be affected by any changes in exchange control regulations, government policies, tax laws, natural disasters, political, economic or monetary policies and other applicable laws and regulations of the countries in which a Fund may invest. Adverse fluctuations in currency exchange rates can result in a decrease in return and in a loss of capital.
- Accounting, auditing and financial reporting standards, practices and disclosure requirements applicable to some countries in which a Fund may invest may differ from those applicable in Luxembourg in respect of the nature, quality and timeliness of the information disclosed to Investors and, accordingly, investment possibilities may be difficult to assess properly.

Investors should note that in certain market conditions, any security could become hard to value or sell at a desired time and price, which increases the risk of investment losses. In addition, certain securities may, by their nature, be hard to value or sell at a desired time and price, especially in any quantity. This includes securities that are labelled as illiquid, as well as a security of any type that represents a small issue, trades infrequently, or is traded on markets that are comparatively small or that have long settlement times. It may therefore not be possible or economically feasible to initiate a transaction or liquidate a position at an advantageous price.

Geopolitical Risk

Geopolitical risk may arise as a result of political changes or instability in a country. Any change in the laws, regulations, government policies, political or economic climate of that country may cause increased volatility, liquidity, price and foreign exchange risk associated with investments within the country or region where the geopolitical situation arises. The impact of geopolitical risk is considered to be long-term, as the risk rises over time, given the greater potential for events and changes over time. The effect of any future political change is difficult to predict.

Pandemic Risk

A pandemic is defined as a health epidemic/outbreak of contagious disease occurring worldwide, or over a very wide area, crossing international boundaries and usually affecting vast numbers of the global population. Pandemics potentially represent a significant shock to the global financial markets, where the financial impact is multifaceted, ambiguous and could lead to economic recession. For example, outbreaks may result in restrictions on travel and public transport and prolonged closures of workplaces which may have a material adverse effect on the regional or national economies which have imposed such restrictions and which, in turn, may have a wider impact on the global economy. Accordingly, a significant outbreak of a health epidemic/pandemic or contagious disease could result in a widespread health crisis and restrict the level of business activity in affected areas, which may in turn give rise to significant costs to the Funds and adversely affect the Funds' business and financial results.

Pandemics may result in severe repercussions for the global economy, such as increased volatility, significant spikes and sharp falls in asset prices, market disruption, increased geopolitical risk, resource constraints, and illiquidity. It is also impossible to predict with certainty what additional interim or permanent governmental policies or restrictions may be imposed on the markets and / or the effect of such policies or restrictions on the

ability of any Fund to implement its investment objective / investment policy. As such, a Fund may incur major losses as a result.

Brexit Risk

The UK formally left the European Union (the “EU”) on 31 January 2020 and entered into a transition period which lasted until 31 December 2020. The extent of the impact will depend in part on the nature of the arrangements that are being put in place between the UK and the EU following the Brexit deal and the extent to which the UK continues to apply laws that are based on EU legislation.

The longer term process to implement the political, economic and legal framework between the UK and the EU is likely to lead to continuing uncertainty and periods of exacerbated volatility in both the UK and in wider European markets.

Currency volatility resulting from this uncertainty may mean that the returns of the relevant Funds and their investments are adversely affected by market movements, potential decline in the value of the British Pound and/or Euro, and any downgrading of United Kingdom sovereign credit rating. This may also make it more difficult, or more expensive, for the relevant Funds to execute prudent currency hedging policies.

This mid to long term uncertainty may have an adverse effect on the economy generally and on the ability of relevant Funds and their investments to execute their respective strategies and to receive attractive returns, and may also result in increased costs to the relevant Funds.

Eurozone Risk (i.e. countries having adopted the Euro as their national currency in the member state of the European Monetary Union)

Investors should note that Funds investing in companies in the Eurozone may carry more risk in light of fiscal conditions and concerns over sovereign risk. Potential scenarios could include, but not limited to, the downgrading of the credit rating of a European country, the default or bankruptcy of one or more sovereigns within the Eurozone, or the departure of some, or all, relevant EU Member States from the Eurozone, or any combination of the above or other economic or political events. These may lead to the partial or full break-up of the Eurozone, with the result that the Euro may no longer be a valid trading currency. These uncertainties may cause increased volatility, liquidity, price and foreign exchange risk associated with investments within the Eurozone countries and may adversely impact the performance and value of the relevant Fund.

Securities Lending

Securities lending is a form of efficient portfolio management that is intended to enhance the returns for a Fund in a risk controlled manner. The lender will receive a fee from the borrowing counterparty and, although giving-up voting rights on lent positions, retains the right to dividends.

The Funds may engage in securities lending transactions on a continuous basis. Under such arrangements, Funds will have a credit risk exposure to the counterparties to any securities lending. The extent of this credit risk can be reduced, by receipt of adequate collateral of a sufficiently high quality.

In the event of a counterparty default or operational difficulty, securities that are loaned out may not be returned or returned in a timely manner. Should the borrower of securities fail to return the securities lent by a Fund, there is a risk that the collateral received on such transactions may have a market value lower than that of the securities lent, whether due to inaccurate pricing of the collateral, adverse market movements in the value of the collateral, a deterioration in the credit rating of the issuer of the collateral, or the illiquidity of the market in which the collateral is traded. Delays in the return of securities on loan might restrict the Funds ability to complete the sale of securities or to meet redemption requests. A default by the counterparty combined with a fall in the market value of the collateral below that of the value of the securities lent may result in a reduction in the value of a Fund.

The fee arrangements in relation to securities lending can give rise to conflicts of interest where the risks are borne by the lender, but the fees are shared by the lender and its agent and where the agent may compromise on the quality of the collateral and the counterparty. Please see the “Conflicts of Interest” section in this Prospectus for further details on conflicts.

Risks Associated with Reinvestment of Cash Collateral

In case of collateral received in cash, this may be reinvested, under specific conditions. In case of reinvestment of cash collateral, such reinvestment may (a) introduce market exposures inconsistent with the objectives of the Funds, or (b) yield a sum less than the amount of collateral to be returned.

Risks Associated with Reverse Repurchase Transactions entered into by the Securities Lending Agent on behalf of the Fund

Reverse repurchase transactions is a form of efficient portfolio management that is intended to enhance the returns for a fund in a risk controlled manner.

The counterparty of the reverse repurchase transaction may fail to meet its obligations which could result in losses to the Fund. A default by the counterparty combined with a fall in the market value of the collateral below that of the value of the cash lent may result in a reduction in the value of a Fund and may restrict the Funds ability to fund security purchases or to meet redemption requests.

Counterparty Risk to the Depositary

The assets of the Fund are entrusted to the Depositary for safekeeping. In accordance with the UCITS Directive, in safekeeping the assets of the Fund, the Depositary shall: (a) hold in custody all financial instruments that may be registered in a financial instruments account opened in the Depositary's books and all financial instruments that can be physically delivered to the Depositary; and (b) for other assets, verify the ownership of such assets and maintain a record accordingly. The assets of the Fund should be identified in the Depositary's books as belonging to the Fund.

Securities held by the Depositary should be segregated from other securities/assets of the Depositary in accordance with the applicable laws and regulations, which mitigates but does not exclude the risk of non-restitution in case of bankruptcy of the Depositary. The investors are therefore exposed to the risk of the Depositary not being able to fully meet its obligation to reconstitute all of the assets of the Company in the case of bankruptcy of the Depositary. In addition, a Fund's cash held with the Depositary may not be segregated from the Depositary's own cash / cash under custody for other clients of the Depositary, and a Fund may therefore rank as an unsecured creditor in relation thereto in the case of bankruptcy of the Depositary.

The Depositary may not hold all the assets of the Fund itself but may use a network of sub-custodians which are not always part of the same group of companies as the Depositary. Investors may be exposed to the risk of bankruptcy of the sub-custodians in circumstances in which the Depositary may have no liability.

A Fund may invest in markets where custodial and/or settlement systems are not fully developed. The assets of the Fund that are traded in such markets and which have been entrusted to such sub-custodians may be exposed to risk in circumstances in which the Depositary may have no liability.

Sustainability Risk

A sustainability risk means an environmental, social or governance event or condition that, if it occurs, could cause an actual or potential material negative impact on the value of the investment. To the extent that ESG factors (including the six environmental objectives prescribed by the Taxonomy Regulation: climate change mitigation, climate change adaptation, the sustainable use and protection of water and marine resources, the transition to a circular economy, pollution prevention and control and the protection and restoration of biodiversity and ecosystems) represent material risks and/or opportunities to maximising long-term risk-adjusted returns, they will be considered as part of the Investment Manager's investment decision making.

When considering an investment for the Fund, the Investment Manager may analyse a range of factors or utilise tools as deemed relevant by the Investment Manager, such as:

- (A) An issuer's alignment with international commitments, for example, the Paris Agreement adopted under the United Nations Framework Convention on Climate Change and the UN 2030 Agenda for Sustainable Development which recognise the significant changes required across the corporate and public sectors. The efforts of governments, central banks, regulators and various private sector industry initiatives to promote this shift, including incentivising investment in sustainable companies,

alongside growing customer and societal demand for sustainable business may lead to enhanced long-term returns for companies that are better aligned with the ESG factors than their peers; and the Investment Manager's investment approach recognises this.

- (B) The Investment Manager employs fundamental security analysis while taking a long-term view and seeks to identify companies differentiated by their sustainable competitive advantage, strong earnings potential and shareholder-friendly management teams. As part of its investment process, the Investment Manager aims to understand the principal drivers of company performance and the associated risks.
- (C) In addition to proprietary analysis, external research and data on company environmental performance and controversial business activities is used to assist the Investment Manager in assessing adverse impacts and may filter into investment decisions.
- (D) Through management engagement, the Investment Manager may seek to explore improvements in reporting, environmental performance and strategic positioning in relation to key sustainability trends such as the transition to a circular economy. While management engagement is the preferred tool for examining improved ESG performance, divestment is also an option.

The Investment Manager may challenge an investee company's commitment to improve on ESG factors in management engagements, where appropriate and considered to be effective. As part of this, an important responsibility of the Investment Manager as a long-term investor is to encourage new and existing companies to make lasting investments in reducing waste, improving efficiency and environmental technology aimed at driving future sustainable returns.

The likely impacts of sustainability risks on the returns of the Fund

While the analysis of ESG factors is an integral component across the Investment Manager's investment capabilities and one of a number of inputs to the selection of investments and portfolio construction, the investment process of the Investment Manager is primarily designed to maximise long-term risk-adjusted returns for Investors. Therefore, in managing the Fund, the Investment Manager does not maximise portfolio alignment with sustainability risks as a separate goal in its own right nor does it precisely attribute the impact of ESG factors on returns for the Fund.

Sustainability Risk Policy ("Policy")

The Policy can be found incorporated within Janus Henderson's "ESG Investment Policy" in the "About Us - Environmental, Social and Governance (ESG)" section of the website at www.janushenderson.com.

Specific Risk Considerations Applicable to Certain Funds

Equities Risk

The Regional and Specialist Funds invest primarily in equity securities. The possibility exists that these securities will decline in value over short or even extended periods of time as well as rise. Equities can lose value rapidly, and typically involve higher risks than bonds or Money Market Instruments. The value of your investment may fall as a result.

All Regional and Specialist Funds may, on an ancillary basis, invest in equity warrants and Shareholders should be aware that the holding of warrants may result in increased volatility of the relevant Fund's net asset value per Share.

Bonds Risk

The Bond Funds invest in bonds, fixed income and other debt securities. These Funds are therefore subject to changes in interest rates and the interest rate environment. Generally, the prices of bonds and other debt securities will fluctuate inversely with interest rate changes.

Funds Offering Hedged Share Classes

The Investment Manager shall arrange the hedging of currency exposure of the Hedged Shares Classes in relation to the Base Currency of the relevant Fund with the exception of BRL Hedged Share Classes which are denominated in the relevant Fund's Base Currency. Where such hedging is undertaken, the Investment Manager may use instruments such as forward foreign exchange contracts to try to preserve the value of the Hedged Share Class currency against the Base Currency of the Fund. Where such hedging is undertaken it may substantially protect Investors against currency fluctuations between the Base Currency of the Fund and such designated currency of the Hedged Share Class, although no assurance can be given that the hedging objective will be achieved.

In addition, it should be noted that hedging is undertaken regardless of whether the currency of a Hedged Share Class is declining or increasing in value relative to the Base Currency. Consequently, this may protect Investors in the relevant class against a decrease in the value of the currency being hedged but it may also preclude Investors from benefiting from an increase in the value of the currency.

Where undertaken, the effects of the hedging will be reflected in the net asset value of the Hedged Share Class. Any expenses arising from such hedging transactions will be borne by the Share Class in relation to which they have been incurred and will thereby impact on the performance and net asset value of that Share Class.

As further described in the section 'Hedged Share Classes' of this Prospectus, BRL Hedged Shares Classes are denominated in the relevant Fund's Base Currency and the net asset value will fluctuate in line with the exchange rate between BRL and the relevant Fund's Base Currency. As a result, performance may vary significantly from other Share Classes of the same Fund.

The designated currency of the Hedged Share Classes may be affected by changes in exchange control regulations, tax laws, economic or monetary policies and changes to other applicable laws and regulations, as well as government action or other disruptive events. This may result in the availability of the relevant designated currency being reduced and redemption proceeds being delayed, in which case payment will be made as soon as reasonably practicable thereafter. It may also be necessary to pay proceeds in currencies other than the designated currency of the Hedged Share Class.

In addition to the risks relating to 'Funds offering Hedged Share Classes' set out above, Investors should also note the risks set out within 'OTC derivatives risk' in the section 'Investment and Risk Considerations' of this Prospectus.

An up-to-date list of the share classes available for the Funds (including hedging policy) can be obtained from the website www.janushenderson.com or from the registered office of the Company.

Funds Offering Distribution Share Classes - Risk to Capital Growth

In respect of Distribution Shares, where the generation of income has a higher priority than growth of capital, the relevant Fund may distribute not only gross income, but also net realised and unrealised capital gains, and, in the case of a number of limited Share Classes only, capital, subject to the minimum capital requirement imposed by law. Investors should note that the distribution of income in this manner may result in capital erosion and a reduction in the potential for long-term capital growth. Investors should also note that distributions of this nature may be treated (and taxable) as income, depending on local tax legislation. Investors should seek professional tax advice in this respect.

Funds Investing in Smaller Companies

Securities of smaller companies may be less liquid than the securities of larger companies, as a result of inadequate trading volume or restrictions on trading. Securities in smaller companies may possess greater potential for capital appreciation, but also involve risks, such as limited product lines, markets and financial or managerial resources. Trading in such securities may be subject to more abrupt price movements than trading in the securities of larger companies.

Funds Investing in Emerging Markets

Investments in emerging markets may be more volatile than investments in more developed markets. Some of these markets may have relatively unstable governments, economies based on only a few industries and

securities markets that trade only a limited number of securities. Many emerging markets do not have well-developed regulatory systems and disclosure standards may be less stringent than those of developed markets.

The risks of expropriation, nationalisation and social, political and economic instability are greater in emerging markets than in more developed markets.

The following is a brief summary of some of the more common risks associated with emerging markets investment:

Fraudulent securities

Given the lack of an adequate regulatory structure it is possible that securities in which investments are made may be found to be fraudulent. As a result, it is possible that loss may be suffered.

Lack of liquidity

The accumulation and disposal of holdings may be more expensive, time-consuming and generally more difficult than in more developed markets. Also, due to the lack of liquidity, volatility may be higher. Many emerging markets are small, have low trading volumes, low liquidity and significant price volatility increasing the risk of investment losses. It may therefore not be possible to initiate a transaction or liquidate a position at an advantageous time or price.

Currency fluctuations

Significant changes in the currencies of the countries in which investments are made vis-à-vis the currency of denomination of the relevant Fund may occur following investment by the Company in these currencies. These changes may impact the total return of the Fund to a significant degree. In respect of currencies of certain emerging countries, it is not possible to undertake currency hedging techniques.

Settlement and custody risks

Settlement and custody systems in emerging markets are not as well-developed as those in developed markets. Standards may not be as high and supervisory and regulatory authorities not as sophisticated. As a result, there may be risks that settlement may be delayed and that cash or securities could be disadvantaged.

Investment and remittance restrictions

In some cases, emerging markets may restrict the access of foreign investors to securities. As a result, certain equity securities may not always be available to the Fund because the maximum permitted number of or aggregate investment by foreign shareholders has been reached. In addition, the outward remittance by foreign investors of their share of net profits, capital and dividends may be restricted or require governmental approval. The Company will only invest in markets in which it believes these restrictions to be acceptable. However, there can be no guarantee that additional restrictions will not be imposed.

Accounting

Accounting, auditing and financial reporting standards, practices and disclosure requirements applicable to companies in emerging countries differ from those applicable in more developed countries in respect of the nature, quality and timeliness of the information disclosed to Investors and, accordingly, investment possibilities may be difficult to assess properly.

Funds Investing in China Securities

For Funds that may invest in China securities, including China A-Shares and China onshore bonds, other than risks involved in emerging market investments set out above, Investors should note the additional disclosures and specific risks below.

Political risk

Any significant change in the PRC's political, social or economic policies may have a negative impact on investments in China securities, including China A-Shares.

Currency risk

The Renminbi is subject to foreign exchange restrictions and is not a freely convertible currency. Such control of currency conversion and movements in the Renminbi exchange rates may adversely affect the operations

and financial results of companies in the PRC. Insofar as a Fund's assets are invested in the PRC, it will be subject to the risk of the PRC government's imposition of restrictions on the repatriation of funds or other assets out of the country.

Taxation risk

The tax laws and regulations in the PRC are often subject to change in light of shifts in social, economic conditions and government policy. The application and enforcement of PRC tax laws and regulations could have a significant adverse effect on the Funds, particularly in relation to withholding tax on dividends and capital gains imposed upon foreign investors. As PRC tax laws and regulations are continually evolving, any particular interpretation of PRC tax laws and regulations (including related enforcement measures) applicable to the Funds may not be definitive. Further, the specific manner in which the Corporate Income Tax ("CIT") law will apply is clarified by the Detailed Implementation Rules and supplementary tax circulars which may be issued in the future. Given this, there are currently uncertainties as to how specific provisions of the CIT law will be interpreted and enforced on the Funds going forward. As such, the Company reserves the right to provide for withholding tax on dividends and capital gains tax derived from Funds investing in China securities, including in particular, China A-Shares, to the extent that the existing tax laws and regulations require at the time when the income are realised.

As the provision made by the Company is based on current market expectations and the Company's understanding of the PRC tax laws and regulations, any changes to market practice or interpretation of PRC tax rules may impact this provision and may result in this provision being higher or lower than required. The Company does not currently intend to make any accounting provisions for these tax uncertainties. It is possible that any new PRC tax laws and regulations may be applied retroactively.

Where a Fund may invest directly in China A-Shares, in addition to the above risks, it is also subject to the following additional risks:

Risks Relating to China A-Shares Market

Foreign ownership limits

Hong Kong and overseas investors (including a Fund) directly investing into China A-Shares through permissible means pursuant to the relevant laws and regulations are subject to the following shareholding restrictions:

- Single foreign investors' shareholding in a China A-Share must not exceed 10% of the total issued shares; and
- Aggregate foreign investors' shareholding by all Hong Kong and overseas investors (including a Fund) in a China A-Share must not exceed 30% of the total issue shares.

Such limits are subject to change from time to time.

Should the shareholding of a single foreign investor in a China A-Share listed company exceed the above restriction, the investor would be required to unwind its position on the excessive shareholding according to a last-in-first-out basis within a specific period. According to the PRC Securities Law, a shareholder of 5% or more of the total issued shares of a PRC listed company (a "Major Shareholder") has to return any profits obtained from the purchase and sale of shares of such PRC listed company if both transactions occur within a six-month period. In the event of a Fund becoming a Major Shareholder of a PRC listed company, the profits that the Fund may derive from such investments may be limited, and the performance may be adversely affected.

Where a Fund may invest directly in China A-Shares through the Stock Connect Programs, in addition to the above risks, it is also subject to the following additional risks:

Risks Relating to the Stock Connect Programs

The Shanghai Stock Connect and the Shenzhen Stock Connect are operated independently from each other, but are similar in respect to the fundamental principles, operational mechanism and regulatory framework.

Such trading is subject to the laws and regulations of PRC and Hong Kong and the relevant rules, policies or guidelines issued from time to time.

Segregation and beneficial ownership of Securities under the Stock Connect Programs

The China A-Shares are held in 'Special Segregated Accounts' ("SPSAs") in the name of each investor (a Fund), in the Hong Kong Central Clearing and Settlement System ("CCASS") maintained by the HKSCC as the central securities depository in Hong Kong. Each SPSA is assigned a unique Investor ID that links the account to the underlying investor.

The China A-Shares are beneficially owned by the Investors (a Fund) and are segregated from the own assets of HKSCC.

PRC laws suggest that the Fund would have beneficial ownership of China A-Shares. It is expressly stipulated in the Several Provisions on the Pilot Programme of Stock Connect Programs (as published by the China Securities Regulatory Commission to prescribe the launch and operation of the Stock Connect Programs) that HKSCC acts as the nominee holder and the Fund would own the rights and interests with respect to the China A-Shares. The same nominee holder arrangement applies to Shenzhen Stock Connect. The HKEx has also stated that it is the Fund who is the beneficial owner of the China A-Shares.

However, it should be noted that the exact nature and methods of enforcement of the rights and interests of a Fund under PRC law is not certain and there have been few cases involving a nominee account structure in the PRC courts.

It should also be noted that as with other clearing systems or central securities depositories, the HKSCC is not obliged to enforce the rights of a Fund in the PRC courts. If a Fund wishes to enforce its beneficial ownership rights in the PRC courts, it will need to consider the legal and procedural issues at the relevant time.

Quota limitations

The Stock Connect Programs are subject to a daily quota. The Northbound Shanghai Trading Link under the Shanghai Stock Connect, Northbound Shenzhen Trading Link under the Shenzhen Stock Connect, Southbound Hong Kong Trading Link under the Shanghai Stock Connect Scheme and Southbound Hong Kong Trading Link under the Shenzhen Stock Connect Scheme will be respectively subject to a separate set of daily quota, which does not belong to a Fund and can only be utilised on a first-come-first-served basis. In particular, once the remaining balance of the Northbound daily quota drops to zero or the Northbound daily quota is exceeded during the opening call session, new buy orders will be rejected (though Investors will be allowed to sell their cross-boundary securities regardless of the quota balance). Therefore, quota limitations may restrict a relevant Fund's ability to invest in China A-Shares through the Stock Connect Programs on a timely basis, and a Fund may not be able to effectively pursue its investment strategies.

Settlement

A Fund will set up arrangements with its Hong Kong brokers and sub-custodian to ensure that cash payment is received against delivery of securities for the trades of the China A-Shares (delivery versus payment settlement). To this end, for the trades of the China A-Shares by a Fund, Hong Kong brokers will credit or debit the cash account of a Fund on the same day for the settlement of securities, for an amount equal to the funds relating to such trading.

Clearing and settlement risk

HKSCC and ChinaClear have established the clearing links and each is a participant of each other to facilitate clearing and settlement of cross-boundary trades. For cross-boundary trades initiated in a market, the clearing house of that market will on one hand clear and settle with its own clearing participants, and on the other hand undertake to fulfil the clearing and settlement obligations of its clearing participants with the counterparty clearing house.

Should a ChinaClear default occur and ChinaClear be declared as a defaulter, HKSCC's liabilities in Northbound trades under its market contracts with clearing participants will be limited to assisting clearing participants in pursuing their claims against ChinaClear. HKSCC will in good faith, seek recovery of the outstanding stocks and monies from ChinaClear through available legal channels or through ChinaClear's liquidation. In that event, a Fund may suffer delay in the recovery process or may not be able to fully recover its losses from ChinaClear.

Suspension risk

Each of the HKEx, SSE and SZSE reserves the right to suspend Northbound and/or Southbound trading if necessary for ensuring an orderly and fair market and risks are managed prudently. Consent from the relevant regulator would be sought before a suspension is triggered. Where a suspension in the Northbound trading through the Stock Connect Programs is effected, the relevant Fund's ability to access the PRC market will be adversely affected.

In addition, trading band limits are imposed by the stock exchanges in the PRC and Hong Kong on China A-Shares, where trading in any China A-Share security on the relevant stock exchange may be suspended if the trading price of the security has increased or decreased to the extent beyond the trading band limit. A suspension will render it impossible for the relevant Fund to liquidate positions and could thereby expose the Fund to significant losses. Further, when the suspension is subsequently lifted, it may not be possible for the Fund to liquidate positions at a favourable price, which could thereby expose the affected Fund to significant losses.

Differences in trading day

The Stock Connect Programs will only operate on days when both the PRC and Hong Kong markets are open for trading and when banks in both markets are open on the corresponding settlement days. So it is possible that there are occasions when it is a normal trading day for the PRC market but not for the Hong Kong market in which case a Fund will not be able to access the PRC market via the Stock Connect Programs. A Fund may be subject to a risk of price fluctuations in China A-Shares during the time when the Stock Connect Programs is not trading as a result.

Operational risk

The Stock Connect Programs provide a new channel for Investors from Hong Kong and overseas to access the China stock market directly. The Stock Connect Programs are premised on the functioning of the operational systems of the relevant market participants. Market participants are able to participate in this programme subject to meeting certain information technology capability, risk management and other requirements as may be specified by the relevant exchange and/or clearing house. It should be appreciated that the securities regimes and legal systems of the two markets differ significantly and in order for the trial programme to operate, market participants may need to address issues arising from the differences on an on-going basis.

Further, the "connectivity" in the Stock Connect Programs requires routing of orders across the PRC-Hong Kong border. This requires the development of new information technology systems on the part of the HKEx and exchange participants (i.e. a new order routing system ("China Stock Connect System") set up by HKEx to which exchange participants need to connect). There is no assurance that the systems of the HKEx and market participants will function properly or will continue to be adapted to changes and developments in both markets. In the event that the relevant systems failed to function properly, trading in both markets through the programme could be disrupted. A Fund's ability to access the China A-Shares market (and hence to pursue its investment objective) will be adversely affected.

Restrictions on selling imposed by front-end monitoring

PRC regulations require that before an investor sells any China A-Shares, there should be sufficient China A-Shares in the account.

Investors are subject to pre trade checks whereby the China Stock Connect System will verify with exchange participants that an underlying Investor has sufficient China A-Shares in their SPSA prior to the submission of a sell order to the exchange for execution. The unique Investor ID assigned to an SPSA is used to identify the underlying investor and to facilitate this check. Only once this check has been satisfied will a sell order be executed.

Regulatory risk

The Stock Connect Programs are novel in nature, and will be subject to regulations circulated by regulatory authorities and implementation rules made by the stock exchanges in the PRC and Hong Kong. Further, new regulations may be circulated from time to time by the regulators in connection with operations and cross-border legal enforcement in connection with cross-border trades under the Stock Connect Programs.

It should be noted that the regulations are untested and there is no certainty as to how they will be applied. Moreover, the current regulations are subject to change. There can be no assurance that the Stock Connect Programs will not be abolished. A Fund, which may invest in the PRC markets through the Stock Connect Programs, may be adversely affected as a result of such changes.

Taxation risk

For the China A-Shares traded by the Funds under the Stock Connect Programs, any capital gains derived from the transfer of such China A-Shares would be temporarily exempt from PRC corporate income tax. Any capital gains derived from the transfer of such China A-Shares through the Stock Connect Program by the Funds would also be temporarily exempted from PRC Value Added Tax ("VAT") during the VAT reform period, which starts from 1 May 2016 for the financial services sector and is currently valid. Dividends from China A-Shares paid to the Funds would be subject to 10% withholding tax and which is to be withheld at source. If the Funds are entitled to a lower tax treaty rate as regards capital gains and dividends, application can be made to the in-charge tax bureau of the payer for a tax refund. It is possible that any new tax laws and regulations and any new interpretations may be applied retroactively in China. Dividends from China A-Shares would not be subject to PRC VAT.

Risks Relating to Funds that may invest in companies listed on the STAR Board of the SSE through the Stock Connect Program.

Higher fluctuation in stock prices

Listed companies on the STAR Board are usually of an emerging nature with smaller operating scale. In particular, listed companies on STAR Board are subject to wider price fluctuation limits, and due to higher entry thresholds for investors may have limited liquidity, compared to other boards. Hence, they are subject to higher fluctuation in stock prices and liquidity. They also have higher risks and turnover ratios than companies listed on the main board of the SSE.

Liquidity Risk

Liquidity risk exists when a particular instrument is difficult to purchase or sell at a desired time and price, especially in any quantity, which increases the risk of investment losses. If a derivative transaction is particularly large or if the relevant market is illiquid, it may not be possible to initiate a transaction or liquidate a position at an advantageous price.

Over-valuation risk

Stocks listed on the STAR Board may be overvalued and such exceptionally high valuation may not be sustainable. Stock price may be more susceptible to manipulation due to fewer circulating shares.

Differences in regulations

The rules and regulations regarding companies listed on the STAR Board are less stringent in terms of profitability and share capital than those on the main board.

Delisting risk

Listed companies on the STAR Board may be more susceptible to being delisted and such delisting may happen at a faster rate than companies listed on the main board. In particular, STAR Board has stricter criteria for delisting compared to other boards. This may have an adverse impact on the Funds if the companies that it invests in are delisted.

Risks Relating to the Bond Connect Program

Such trading is subject to the laws and regulations of PRC and Hong Kong and the relevant rules, policies or guidelines issued from time to time.

Segregation and beneficial ownership of Securities under the Bond Connect Program

Under the nominee holding structure, the Central Moneymarkets Unit ("CMU") acting as the offshore custody agent, opens nominee account(s) with the China Central Depository & Clearing ("CCDC") and Shanghai Clearing House ("SHCH") to record the aggregate China onshore bonds balance respectively for the beneficiary ownership of the offshore investor (the Fund) in accordance with CMU rules.

The CMU acts as the nominee holder and the Fund owns the rights and interests with respect to the China onshore bonds.

It should be noted that the exact nature and methods of enforcement of the rights and interests of a Fund under PRC law is not certain.

It should also be noted that as with other clearing systems or central securities depositaries, the CMU is not obliged to enforce the rights of a Fund in the PRC courts. If a Fund wishes to enforce its beneficial ownership rights in the PRC courts, it will need to consider the legal and procedural issues at the relevant time.

Settlement

A Fund will set up arrangements with onshore market makers and sub-custodian to ensure that cash payment is received against delivery of securities for the trades of the China onshore bonds (delivery versus payment settlement). To this end, for the trades of the China onshore bonds by a Fund, onshore market makers will credit or debit the cash account of a Fund on the same day for the settlement of securities, for an amount equal to the funds relating to such trading. Where the onshore market maker does not perform its obligations under a transaction or there is otherwise a failure due to CCDC or SHCH (as applicable), a Fund may sustain losses.

Risk of Default of Agents

For investments via the Bond Connect Program, the relevant filings, registration with the relevant authorities and account openings have to be carried out via an onshore settlement agent, offshore custody agent, registration agent or other third parties (as the case maybe). As such, the Fund is subject to the risks of default or errors on the part of such third parties

No Protection by Investor Compensation Fund

A Fund's investments through Northbound trading under the Bond Connect Program is not covered by the Hong Kong's Investor Compensation Fund and thus Investors will not benefit from compensation under such schemes.

Suspension risk

The mainland Chinese authorities reserve the right to suspend Northbound and/or Southbound trading if necessary for ensuring an orderly and fair market and risks are managed prudently. Where a suspension in the Northbound trading through the Bond Connect Program is effected, the relevant Fund's ability to access the China onshore bond market will be adversely affected.

Differences in trading day

Northbound Trading through the Bond Connect Program is able to operate on days upon which the CIBM is open to trade, regardless of whether they are a public holiday in Hong Kong. So it is possible that there are occasions when it is a normal trading day for the China onshore bond market but not for the Hong Kong market in which case a Fund will not be able to access the China onshore bond market via the Bond Connect Program. A Fund may be subject to a risk of price fluctuations in China onshore bonds during the time when the Bond Connect Program is not trading as a result.

Operational risk

The "connectivity" in the Bond Connect Program requires routing of orders across the PRC-Hong Kong border. This required the development of dedicated offshore information technology electronic trading platforms to connect offshore Investors with onshore market makers. There is no assurance that the dedicated platforms and market participants will function properly or will continue to be adapted to changes and developments in both markets. In the event that the relevant systems failed to function properly, trading through Bond Connect could be disrupted. A Fund's ability to access the China onshore bond market (and hence to pursue its investment objective) will be adversely affected.

Regulatory risk

The Bond Connect Program is novel in nature, and will be subject to regulations circulated by regulatory authorities and implementation rules made by regulators in the PRC and Hong Kong. Further, new regulations may be circulated from time to time by the regulators in connection with operations and cross-border legal enforcement in connection with cross-border trades under the Bond Connect Program.

It should be noted that the regulations are untested and there is no certainty as to how they will be applied. Moreover, the current regulations are subject to change. There can be no assurance that the Bond Connect Program will not be abolished. A Fund, which may invest in the China onshore bond markets through the Bond Connect Program, may be adversely affected as a result of such changes.

Taxation risk

For the China onshore bonds traded by the Funds under the Bond Connect Program, any capital gains derived from the transfer of such China onshore bonds would generally not be considered to fall within the scope of China sourced income and are thus not subject to PRC corporate income tax ("CIT"). In addition, income derived by the Funds from the transfer of such China onshore bonds through the Bond Connect Program should be technically subject to 6% PRC Value Added Tax ("VAT") on the difference between the selling and buying prices since the inception of the VAT reform period, which applied from 1 May 2016 for the financial services sector. The capital gains could be off-set by any capital losses incurred by the Funds on an annual basis from a PRC VAT tax perspective. In addition, local surcharges of between 6-12% (whereby the applicable surcharges rates vary depending on location) of the amount of VAT payable would also apply. Notwithstanding the technical application of VAT and surcharges, the practical enforcement of tax collection of such taxes have not in fact been actively implemented by the Chinese tax authorities to date. Interest generated from investments in China onshore bonds by the Funds would be temporarily exempted from PRC CIT and VAT with effect from 7 November 2018 to 6 November 2021. Interest generated from treasury bonds and local government bonds is exempted from PRC VAT during the VAT reform period.

Funds Investing in Technology, including Healthcare and Telecommunications

The value of the shares in these Funds may be susceptible to factors affecting technology-related industries and to greater risk and market fluctuation than investment in a broader range of portfolio securities covering different economic sectors. Technology, technology-related, healthcare and telecommunications industries may also be subject to greater government regulation than many other industries. Accordingly, changes in government policies and the need for regulatory approvals may have a materially adverse effect on these industries. Additionally, these companies may be subject to risks of developing technologies, competitive pressures and other factors as well as a relatively high risk of obsolescence caused by scientific and technological advances and are dependent upon consumer and business acceptance as new technologies evolve. Many companies in the technology sector are smaller companies and are therefore also subject to the risks attendant on investing in such companies set out above. The development of these sector-specific investments may differ from the general stock exchange trend.

Funds Investing in Natural Resource Securities

Securities of companies in the natural resources sector may be more volatile than investments in securities of companies in other industries. Some of the commodities used as raw materials or produced by these companies are subject to broad price fluctuations as a result of industry wide supply and demand factors. In addition, companies in the natural resources sector may be subject to special risks associated with natural or man-made disasters.

Risks Associated with the Sustainability Approaches

Concentration risk

The Fund may be overweight and/or underweight in certain sectors and thus perform differently than funds that have a similar objective but which do not integrate sustainable investment criteria when selecting securities.

Subjective judgment in investment selection

In pursuing the sustainable investment approach, the Investment Manager integrates certain environmental and social sustainability themes into the investment selection process, which involves analysis of potential investment based on certain "sustainability factors". Such assessment by the Investment Manager is subjective in nature and therefore it is possible that the Investment Manager may not apply the relevant sustainable investment criteria correctly which may lead to the Fund foregoing investment opportunities or investing in securities which do not meet the relevant sustainability criteria.

Exclusion risk

The use of environmental and social criteria may affect the Fund's investment performance and, as such, the Fund may perform differently compared to similar funds that do not use such criteria. Environmental and social exclusion criteria used in the Fund's investment strategy may result in the Fund foregoing opportunities to buy certain securities when it might otherwise be advantageous to do so, and/or selling securities due to their environmental and social characteristics when it might be disadvantageous to do so.

Reliance on corporate data or third-party information

When assessing a potential investment based on the Fund's sustainability criteria, the Investment Manager is dependent upon information and data from the security issuer and/or third-parties (which may include providers for research, reports, screening, ratings and/or analysis such as index providers and consultants). Such information or data may be incomplete, inaccurate or inconsistent. The lack of a standardized taxonomy may also affect the Investment Manager's ability to measure and assess the environment and social impact of a potential investment.

Change in nature of investments

The Investment Manager may have to sell a security held by the Fund at a disadvantageous price in the event the business nature of the security issuer changes such that it no longer meets the Fund's sustainability criteria.

Funds Investing in Commodities

Investments which grant an exposure to commodities involve additional risks than those resulting from traditional investments. More specifically, political, military and natural events may influence the production and trading of commodities and, as a consequence, negatively influence financial instruments which grant exposure to commodities; and terrorism and other criminal activities may have an influence on the availability of commodities and therefore also negatively impact financial instruments which grant exposure to commodities.

The performance of commodities, precious metals and commodity futures also depends on the general supply situation of the respective goods, the demand for them, the expected output, extraction and production as well as the expected demand, and can for this reason be especially volatile.

Funds Investing in Collective Investment Schemes

Where a Fund may invest all or substantially all of their assets in Collective Investment Schemes, unless otherwise disclosed, the investment risks identified in this section will apply whether a Fund invests directly, or indirectly through Collective Investment Schemes, in the assets concerned. The investments of the Funds in Collective Investment Schemes may result in an increase of the TER and/or Ongoing Charges. However the Investment Manager will seek to negotiate a reduction in management fees and any such reduction will be for the sole benefit of the relevant Fund.

Where a Fund invests in the units of other Collective Investment Schemes that are managed, directly or by delegation, by the same Investment Manager or by the same management company or by any other company with which the Investment Manager or by the management company is linked by common management or control, or by a substantial direct or indirect holding (i.e. more than 10% of the capital or voting rights), no subscription, redemption and/or management fees may be charged to the Company on its investment in the units of such other Collective Investment Schemes.

Leverage

The use of leverage creates special risks and may significantly increase the Funds' investment risk. Leverage creates an opportunity for greater yield and total return but, at the same time, will increase the Fund's exposure to capital risk. Any investment income and gains earned on investments made through the use of leverage that are in excess of the costs associated therewith may cause the net asset value of the Shares to increase more rapidly than would otherwise be the case. Conversely, where the associated costs are greater than such income and gains, the net asset value of the Shares may decrease more rapidly than would otherwise be the case.

Funds Investing in Property Securities

There are special risks associated with investment in securities of companies engaged in property markets. These include the cyclical nature of property values, increases in property taxes, changes in zoning laws,

regulatory limits on rents, environmental risks, depreciation in the value of buildings over time, and increases in interest rates.

Funds Investing in Special Purpose Acquisition Companies (“SPACs”)

SPACs are shell companies that are admitted to trading on a trading venue with the intention to acquire a business and are often referred to as *blank cheque companies*. The persons responsible for setting up SPACs are the sponsors, who typically have significant expertise in one or more economic sectors and use the SPAC to acquire companies in those areas.

The structure of SPAC transactions is complex and there may be variations between transactions.

Typically, the format of the securities offering is such that either common stock (shares) or units are offered to investors. The units generally consist of 1 common stock and a fraction of a warrant; one whole warrant entitling the holder to common stock at a set price.

The life cycle of a SPAC is typically divided into three phases:

1. The first stage is the Initial Public Offering (IPO), whereby the units or shares and warrants in the SPAC are admitted to trading on a trading venue;
2. In the second stage, the SPAC searches for a target company to acquire (usually within 12-24 months); and
3. The third and final stage consists of the business combination (de-SPAC transaction) with the target company, typically through a merger.

After the third stage, the SPAC is a *normal* listed company.

The following are specific risks concerning SPACs that Investors should understand before investing in a Fund:

Dilution risk

Due to the structure of a SPAC there is inherent risk that the relevant Fund's level of ownership may drop significantly due to a number of factors;

- The payment of the sponsors' fees in shares
- The exercise of warrants issued as part of the IPO
- The issue of equity in relation to the financing of the acquisition.

Lack of transparency

The level of transparency provided in disclosures to SPAC investors is limited as the SPAC has no operations or history, therefore there is no historical financial information available, and the risk factors are typically limited and generic in nature, particularly where the acquisition strategy is more broadly defined. Disclosures primarily consist of a summary of the SPAC's acquisition strategy and criteria, its capital structure, the biographies of the directors and officers, and the terms of the underwriting arrangements.

As regards the third stage (i.e. the acquisition of the target company), it is possible that no approved prospectus will be published in relation to the business combination unless required under the local law. In such a case there will be limited insight into actual underlying investments following the acquisition, as opposed to traditional listed companies whose prospectus is screened by the National Supervisory Authorities, before being admitted to trading on a regulated market.

Incentives for sponsors

Due to lack of transparency of the SPAC prospectus, it might not be clear whether the sponsors are unproportionally or unfairly compensated, from the funds collected from the investors in SPACs.

Underwriting costs

Due to lack of transparency of the SPAC prospectus, it might be hard to estimate if the costs of underwriting fees are borne fairly by SPAC redeeming investors and remaining investors.

Valuation risk

Once the shares of SPAC are acquired, the SPAC might be in a funding stage (stage 1) without any underlying tangible investment. Since the objective of SPAC is to invest in a business which was not listed before, it might be hard to estimate the real value and potential performance of the target company.

Liquidity risk

Due to the lack of tangible underlying assets and/ or underlying assets without proven track record in stock exchanges, it might be hard to sell the shares in SPAC at a desired time without incurring in any losses in price. (please also refer to the 'Valuation risk' section, here above).

It may also be the case that a SPAC imposes a redemption limit.

Escrow account risk

At the IPO stage, SPACs collect financing from the investors without any tangible underlying investments, until certain period in time when the proper target investment is found. Therefore, there might be a risk related to the creditworthiness of the institution where the funds are deposited, as well as possible reinvestment of the proceeds of the offering until the target company is acquired.

Conflicts of interest risks

Due to limited transparency associated with SPACs and the role of the sponsors in finding the target company, conflicts of interest may occur in the following situations:

- SPAC sponsors may purchase equity in the SPAC at more favourable terms than investors in the IPO or subsequent investors in the open market and the sponsors may benefit more than investors from the completion of the de-SPAC transaction and may have an incentive to complete the transaction on terms which may be less favourable to Investors;
- If no acquisition is completed by a specific deadline, the sponsors may lose their initial investment, thus pushing the sponsors to find any target company irrespective of the financial prospects of the deal;
- The sponsors may have agreements in place restricting their disposal of the issuer's securities, thus limiting the liquidity of the SPAC;
- There is a possibility that the SPAC could invest in companies associated with the sponsors;
- The sponsors and their affiliates may have already invested in the same sector as the SPAC; and
- The sponsors and their affiliates are not obligated to share any potential targets they identify with the SPAC and may acquire these targets themselves.

Fund Risk Profile

Once the shares of the SPAC are acquired, the SPAC might be in a funding stage (stage one) without any underlying tangible investment. Analysis will be conducted prior to the relevant Fund's investment in the SPAC and on an ongoing basis according to the relevant laws and regulations in order to identify the SPAC's risk profile, its structure and its eligibility for investment in the relevant Fund. The risk impact of the underlying investments on the relevant Fund's risk and reward profile is assessed as part of the ongoing risk analysis. However, it may be more complex to do so compared to other transferable securities.

Funds Investing in Derivatives

A derivative is a financial instrument which provides a return linked to any of the Transferable Securities that the Fund is permitted to invest in. Whilst the prudent use of derivatives can be beneficial, derivatives also involve risks different from, and, in certain cases, greater than, the risks presented by more traditional investments. Derivatives do not always perfectly or even highly correlate or track the value of the securities, rates or indices they are designed to track. Consequently, a Fund's use of derivative techniques may not always be an effective means of, and sometimes could be counter-productive to, following a Fund's investment objective increasing the risk of investment losses.

If so provided in their investment policy, Funds may engage various strategies in view of reducing certain of their risks and for attempting to enhance return. These strategies may include the use of exchange traded or OTC derivatives instruments such as forward contracts, futures, options, warrants, and swaps. Such strategies may be unsuccessful and incur losses for the Funds, due to market conditions. The following is a general discussion of important risk factors and issues concerning the use of derivatives that Investors should understand before investing in a Fund.

Market risk

Investors should be aware that certain underlying assets of the derivative can be subject to significant volatility and can lose value rapidly, particularly in extreme market conditions. The value of a particular derivative may

change in a way which may be detrimental to a Fund's interests. As a result, as well as holding assets that may rise or fall with market values, it will also hold derivatives that may rise as the market value falls and fall as the market value rises.

Control and monitoring

Derivative products are highly specialised instruments that require investment techniques and risk analysis which are different from those associated with equity and fixed income securities. The use of derivative techniques requires an understanding not only of the underlying assets of the derivative but also of the derivative itself, without the benefit of observing the performance of the derivative under all possible market conditions. In particular, the use and complexity of derivatives require the maintenance of adequate controls to monitor the transactions entered into, the ability to assess the risk that a derivative adds to a Fund and the ability to forecast the relative price, interest rate or currency rate movements correctly.

Liquidity risk

Liquidity risk exists when a particular instrument is difficult to purchase or sell at a desired time and price, especially in any quantity, which increases the risk of investment losses. If a derivative transaction is particularly large or if the relevant market is illiquid, it may not be possible to initiate a transaction or liquidate a position at an advantageous price (however, the Company will only enter into OTC derivatives if it is allowed to liquidate such transactions, at any time, at fair value).

Counterparty risk

The Funds may enter into transactions in OTC markets, which will expose the Funds to the credit of its counterparties and their ability to satisfy the terms of such contracts. In the event of a bankruptcy or insolvency of a counterparty, the Funds could experience delays in liquidating the position and significant losses, including declines in the value of its investment during the period in which the Company seeks to enforce its rights, inability to realise any gains on its investment during such period and fees and expenses incurred in enforcing its rights. There is also a possibility that the above agreements and derivative techniques are terminated due, for instance, to bankruptcy, supervening illegality or change in the tax or accounting laws relative to those at the time the agreement was originated. However, this risk is limited in view of the investment restrictions laid down in section 'Financial Techniques and Instruments' of this Prospectus.

Other risks

Other risks in using derivatives include the risk of differing valuations of derivatives arising out of different permitted valuation methods and the inability of derivatives to correlate perfectly with underlying securities, rates and indices. Many derivatives, in particular OTC derivatives, are complex and often valued subjectively and the valuation can only be provided by a limited number of market professionals which often are acting as counterparties to the transaction to be valued. Inaccurate valuations can result in increased cash payment requirements to counterparties or a loss of value to a Fund. However, this risk is limited as the valuation method used to value OTC derivatives must be verifiable by an independent auditor.

Other Derivative Risks

EMIR, which came into force on 16 August 2012, establishes certain requirements to be complied with by counterparties to derivatives contracts including, in regard to OTC derivatives, mandatory clearing obligations and bilateral risk-mitigation management requirements and, in regard to OTC derivatives and ETDs, reporting requirements. EMIR is complemented by a number of EU and local supplementing or implementing legal texts (altogether, the "EMIR Framework").

The EMIR Framework was amended as part of the European Commission's REFIT programme pursuant to Regulation (EU) No 2019/834 of the European Parliament and of the Council of 20 May 2019 ("EMIR REFIT"), which entered into force on 28 May 2019 and applied from 17 June 2019. EMIR REFIT introduced or amended certain key obligations relating to clearing, reporting and risk mitigation requirements.

As a UCITS, a Fund qualifies as a "financial counterparty" ("FC") and is required to comply with the full set of obligations laid down by the EMIR Framework (to the extent in force), every time the Fund's counterparty to a OTC derivative contract is itself a non-financial counterparty established in the EU or outside the EU.

The EMIR Framework has extraterritorial effects, requiring counterparties established outside the EU (so-called “third country entities”) to also comply with the EMIR Framework in a number of cases, and in particular when concluding OTC derivatives contracts with an EU established counterparty, as is the case of a Fund.

The EU regulatory framework and legal regime relating to derivatives is set not only by the EMIR Framework but also by Directive 2014/65/EU of the European Parliament and of the Council of 15 May 2014 on markets in financial instruments, as amended (“MiFID II”) as supplemented by various delegated or implementing regulations related thereto. Parts of MiFID II and supplementing texts are implemented by Regulation (EU) No 600/2014 of the European Parliament and of the Council of 15 May 2014 on markets in financial instruments, as amended (“MiFIR” and, together with MiFID II and supplementing texts, the “MiFID II Framework”), which requires certain transactions in certain sufficiently liquid derivatives to be executed on specific organised trading venues and to be subject to clearing.

It is difficult to predict the full impact of the above regulatory requirements on the Funds. Prospective Investors should be aware that the rules stemming from the EMIR Framework and the MiFID II Framework may in practice significantly raise the costs of entering into derivatives contracts and may adversely affect the Fund’s ability to engage in transactions in derivatives. Moreover, while most of the obligations under EMIR, as amended by EMIR REFIT, have now come into force, certain margin posting requirements in relation to uncleared OTC derivatives contracts are still subject to a staggered implementation timeline. In addition, it is unclear whether the UCITS Directive will be amended to reflect the requirements of EMIR. Accordingly, the full impact of EMIR on uncleared OTC derivatives contracts concluded by a Fund is not yet known.

The potential implications of the EMIR and MiFID II Framework concluding derivatives transactions with financial counterparties include, in summary and without limitation, the following:

- clearing obligation: depending on the type of derivative contract concluded (OTC or ETD, and, in case of an OTC derivative, its category), the Fund will be mandatorily required to clear certain contracts directly or indirectly through a central clearing counterparty (“CCP”). Clearing derivatives through a CCP could result in additional costs and could be on less favourable terms than would be the case if such derivative was not required to be centrally cleared. In addition, as the Fund may not have a direct access to the CCP, the Fund may have to clear transactions via a participant to the CCP, usually a broker. Transactions cleared indirectly are exposed to the commingling of assets of clients of the broker (including the Fund) in an omnibus account with the CCP (and where the ability to identify assets attributable to a particular client of the broker will rely on the correct reporting of such clients’ positions by the broker to the CCP). An indirect clearing also exposes the Fund to the risk of default and insolvency of the broker, which is in addition to that of the CCP;
- risk mitigation techniques: for those of its OTC derivatives which are not subject to central clearing, the Fund will be required to put in place certain risk mitigation requirements, which may also involve the exchange of regulated margin. These risk mitigation requirements could increase the cost of the Fund pursuing its investment strategy in OTC derivatives;
- reporting obligations: each of the Fund’s derivatives transactions must be reported to a trade repository. These reporting obligations increase the costs to the Fund of utilising OTC derivatives; and
- sanctions: sanctions may be imposed by the CSSF on the Fund in case of non-compliance with the EMIR Framework obligations.

A Fund may also clear OTC derivatives transactions (directly or indirectly through a CCP) which are not mandatorily required to be cleared under the EMIR Framework, this to take advantage of pricing and other potential benefits such as mitigation of bilateral counterparty credit risk. In order to do so, the CCP will require margin to be exchanged, which will be in addition to any regulated margin requirement as part of the risk mitigation requirements under the EMIR Framework, increasing the costs for the Fund. The indirect clearing of these derivatives transactions is also exposed to the risks identified above in relation to mandatory clearing.

Funds Investing in Bonds and Other Debt Securities

Interest rate risk

Investing in bonds and other debt securities is subject to changes in interest rates and the interest rate environment. Generally, the prices of debt securities will fluctuate inversely with interest rate changes. When

interest rates rise, the value of the debt securities can be expected to decline and vice versa. Fixed rate debt securities with longer maturities tend to be more sensitive to interest rate movements than those with shorter maturities. Zero coupon debt securities are especially sensitive to changes in interest rates, and their prices are generally more volatile than debt securities that pay interest periodically. Lower quality zero coupon debt securities are generally subject to the same risks as high yield debt securities. The Fund investing in zero coupon debt securities typically will not receive any interest payments on these securities until maturity. If the issuer defaults, the fund may lose its entire investment.

Liquidity risk

Liquidity of individual debt securities varies considerably. Illiquid securities may trade at a discount from comparable, more liquid investments, and may be subject to wider fluctuations in market value. Also, a fund may not be able to dispose of illiquid securities when it would be beneficial at a favourable time or price, which increases the risk of investment losses.

Exchange rate risk

Debt securities denominated in a foreign currency may be subject to exchange rate risk. Any fall in the foreign currency will reduce the amount that may be received when the payment of interest or principal is converted back into the base currency of the fund.

Credit risk

Bonds or other debt securities involve exposure to credit risk. This is the risk of loss if a counterparty fails to perform its financial or other obligations, for example, the possibility that a counterparty may default, by failing to make payments due, or repay principal and interest in a timely manner. Credit risk may be evidenced by the issuer's credit rating. Securities with a lower credit rating are generally considered to have a higher credit risk and a greater possibility of default than more highly rated securities. In the event that any issuer of bonds or other debt securities experiences financial or economic difficulties, this may affect the value of the relevant securities and any amounts paid on such securities which may in turn affect the prices of the funds.

Asset-backed securities and mortgage-backed securities

Asset-backed securities ("ABS") are debt securities issued by corporations or other entities (including public or local authorities) backed or collateralised by the cash flow arising from an underlying pool of assets. The underlying assets typically include loans, leases or receivables (such as credit card debt, motor vehicle loans and student loans). Mortgage-backed securities ("MBS") are structured like ABS but participate specifically in, or are secured by, residential or commercial mortgage loans. The obligations associated with these securities may be subject to greater credit, liquidity and interest rate risk (as described above), compared to other debt securities such as government issued bonds.

In addition, ABS and MBS are often exposed to extension and prepayment risks that may have a substantial impact on the timing and size of the cash flows paid by the securities and may negatively impact the returns of the securities. The average life of each individual security may be affected by a large number of factors such as the existence and frequency of exercise of any optional redemption and mandatory prepayment, the prevailing level of interest rates, the actual default rate of the underlying assets, the timing of recoveries and the level of rotation in the underlying assets. Prepayment risk generally increases when interest rates fall, while extension risk generally increases when interest rates rise.

Some ABS and MBS receive payments wholly derived of either interest or principal of the underlying assets. The values and yields of these investments may be extremely sensitive to changes in interest rates and in the rate of principal payments on the underlying assets. The market for these investments may be at times more volatile and less liquid than that for more traditional debt securities.

Funds Investing in Non-Investment Grade Securities and/or Distressed Securities

Non-investment grade securities (such as "high yield" securities) are considered higher risk investments that may cause income and principal losses for the Fund. They are instruments which credit agencies have given a rating which indicates a higher risk of default. The market values for high yield bonds and other instruments tend to be volatile and they are less liquid than investment grade securities. Investments in high yield bonds and other non-investment grade instruments are susceptible to increased price sensitivity from changes in interest rates and a deteriorating economic environment; greater risk of loss due to default or declining credit quality; greater likelihood that adverse company specific events will render the issuer unable to make interest

and/or principal payments when due; and if a negative perception of the high yield market develops, greater risks that the price and liquidity of high yield securities may be depressed.

Investment in a security issued by a company that is either in default or in high risk of default ("Distressed Securities") involves significant risk. Such investments will only be made when the Investment Manager believes either that the security trades at a materially different level from the Investment Manager's perception of fair value or that it is reasonably likely that the issuer of the securities will make an exchange offer or will be the subject of a plan of reorganisation; however, there can be no assurance that such an exchange offer will be made or that such a plan of reorganisation will be adopted or that any securities or other assets received in connection with such an exchange offer or plan of reorganisation will not have a lower value or income potential than anticipated when the investment was made. The Investment Manager currently considers Distressed Securities to be those instruments that are rated CCC- or lower by Standard & Poor's, Caa3 or lower by Moody's, CCC or lower by Fitch or if an instrument is unrated, are of comparable quality in the opinion of the Investment Manager. The Investment Manager may also categorise an instrument as a Distressed Security if it considers it appropriate to do so.

Funds investing in Perpetual Bonds

The Bond Funds are permitted to invest in perpetual bonds. Perpetual bonds (bonds without a maturity date) may be exposed to additional liquidity risk in certain market conditions. The liquidity for such investments in stressed market environments may be limited, negatively impacting the price they may be sold at, which in turn may negatively impact the relevant Fund's performance.

Funds Investing in Contingent Convertible Bonds

Contingent convertible bonds ("CoCos") are debt securities that, upon a predetermined 'trigger event' can be converted into shares of the issuer or are partly or wholly written off.

The following are specific risks concerning CoCos that Investors should understand before investing in a Fund:

Trigger level risk

Trigger levels relate to a minimum level of capital and/or solvency threshold for a financial institution, below which a CoCo may convert into shares or a write-down may occur. Trigger levels differ depending upon the specific terms of the bond issuance and regulatory requirements. It may be difficult to anticipate the triggering down events that would result in a conversion into shares or a write off. This may lead to a partial or total loss of the investment.

Capital structure inversion risk

In some cases, (for example when the write down trigger is activated), CoCos could incur some losses ahead of equity holders, thereby reversing the usual creditor hierarchy.

Coupon cancellation

Coupon payments from CoCos are entirely discretionary and may be cancelled by the issuer at any point, for any length of time. Discretionary payments may sometimes be required to be cancelled, in whole or in part, if the issuer has insufficient reserves or due to regulatory requirements. The cancellation of payments is not an event of default and interest payments that are missed do not accrue to a future date but are permanently forgone. In addition, dividends on ordinary or preference shares may still be paid notwithstanding a cancellation of coupon payments on the CoCos.

Call extension risk

CoCos are generally issued as perpetual instruments (i.e. without a maturity date. Please refer to the relevant risk applicable to perpetual bonds). CoCos are callable at predetermined levels subject to the permission of the relevant regulator. It cannot be assumed that the perpetual CoCo will be called on call date. CoCos are a form of permanent capital. The investor may not receive return of principal if expected on call date or indeed at any date.

Write-down risk

Should a CoCo undergo a write-down, the Fund may lose some or all of the original investment in the CoCo.

Yield/Valuation risk

CoCos often tend to compare favourably from a yield standpoint, comparing to more highly rated debt issues of the same issuer or similarly rated debt issues of other issuers. However, the risks associated with CoCos, such as, for example, the risk of conversion/write-down or coupon cancellation is higher.

Subordinated instruments

CoCos are unsecured and subordinated instruments and will rank junior in priority of payment to the current and future claims of all senior creditors and certain subordinated creditors of the issuer.

Unknown risk

As CoCos are relatively new, it is difficult to predict how they may react in a stressed market environment. In the event that a single issuer activates a trigger or suspends coupon payments, potential price contagion and volatility to the entire asset class is possible. This risk may in turn be reinforced depending on the level of underlying instrument arbitrage. Furthermore, in an illiquid market, price formation may be increasingly difficult, making CoCos difficult to dispose of.

Conversion risk

It might be difficult for the Investment Manager to assess how the CoCos will behave upon conversion. In the case of conversion into equity, the Investment Manager might be forced to sell these new equity shares. A forced sale may lead to a liquidity issue for these shares.

Industry concentration risk

CoCos are issued by banking/insurance institutions. If a Fund invests significantly in CoCos its performance will depend to a greater extent on the overall condition of the financial services industry than a Fund following a more diversified strategy.

Liquidity risk

In certain circumstances, finding a buyer for CoCos may be difficult and the seller may have to accept a significant discount to the expected value of the CoCo in order to sell it, which increases the risk of investment losses.

Risks Associated with Credit Ratings

Reliability

The ratings of fixed income securities by credit rating agencies are a generally accepted barometer of credit risk. They are, however, subject to certain limitations from an investor's standpoint. The rating on an issuer is heavily weighted by past developments and does not necessarily reflect probable future conditions. There is frequently a lag between the time the rating is assigned and the time it is updated. In addition, there may be varying degrees of difference in credit risk of securities within each rating category.

It is important to note that whilst credit ratings may be assessments of creditworthiness, they are not assessments of the level of liquidity, market or volatility risk of an issuer, nor should ratings be exclusively relied upon for valuation purposes.

Risk of downgrade

There is a risk that the ratings of fixed income securities held in the funds may be downgraded at any time. This may affect the value of the relevant securities which may in turn affect the prices of the funds.

Other risks

Income from the fund will decline if and when the fund invests the proceeds from matured, traded or called debt securities at market interest rates that are below the fund's current earnings rate. Debt securities which are "convertible" or "exchangeable" may be subject to equity risk associated with the stock. A fall in the stock price may cause the value of the convertible debt securities to fall.

Distribution Policy

Accumulation Share Classes

For holders of Accumulation Shares of each of the Funds, gross income and net realised and unrealised capital gains will not be distributed but will instead be accumulated, thereby increasing the capital value of the Fund. Accumulation Shares are also referred to as sub-class 2 Shares. A calendar including details on the distribution policy and distribution frequency for all available Share Classes can be obtained at the website www.janushenderson.com or from the registered office of the Company.

Distribution Share Classes

For holders of Distribution Shares, Funds may distribute investment income, net realised and unrealised capital gains, and/or, for a limited number of Share Classes, distribute capital, subject to the minimum capital requirement imposed by Luxembourg law.

Distribution Share Classes may differ in terms of the basis of the distribution calculation and distribution frequency. Not all types of Distribution Share Classes are available for every Fund. A calendar including details on the distribution policy and distribution frequency for all available Share Classes can be obtained at the website www.janushenderson.com or from the registered office of the Company.

Types of Distribution Share Classes

A Fund may offer different types of Distribution Share Classes as explained in the table below.

Sub-class 1 Shares	The distribution policy is to distribute substantially all of the investment income for the relevant accounting period after the deduction of fees, charges and expenses. Distributions will not include realised and unrealised capital gains.
Sub-class 3 Shares	<p>The distribution policy is to distribute substantially all of the investment income for the relevant accounting period before the deduction of fees, charges and expenses.</p> <p>To allow more investment income to be distributed, sub-class 3 Share Classes will deduct fees, charges and expenses from capital and distributions may also include realised and unrealised capital gains. This may result in capital erosion and a reduction in the potential for long-term capital growth. Investors should note that distributions of this nature may be treated (and taxable) as income, depending on local tax legislation. Investors should seek professional tax advice in this respect.</p>
Sub-class 4 Shares	<p>The distribution policy is to distribute substantially all of the investment income over the relevant accounting period and potentially a portion of capital (up to the extent as permitted by Luxembourg law) before the deduction of fees, charges and expenses.</p> <p>The distribution will be calculated at the discretion of the Directors with a view to providing consistent distributions to the Shareholders during such accounting period.</p> <p>To allow more investment income to be distributed, sub-class 4 Share Classes will deduct fees, charges and expenses from capital and distributions will also include realised and unrealised capital gains and may include original capital invested. This may result in capital erosion and a reduction in the potential for long-term capital growth. Investors should note that distributions of this nature may be treated (and taxable) as income, depending on local tax legislation. Investors should seek professional tax advice in this respect.</p>

Sub-class 5 Shares	<p>The distribution policy is to distribute substantially all of the investment income over the relevant accounting period and potentially a portion of capital (up to the extent as permitted by Luxembourg law) before the deduction of fees, charges and expenses.</p> <p>The distribution will be calculated at the discretion of the Directors with a view to providing consistent distributions to the Shareholders during such accounting period.</p> <p>To allow more investment income to be distributed, sub-class 5 Share Classes will deduct fees, charges and expenses from capital and distributions will also include realised and unrealised capital gains and may include original capital invested. This may result in capital erosion and a reduction in the potential for long-term capital growth. Investors should note that distributions of this nature may be treated (and taxable) as income, depending on local tax legislation. Investors should seek professional tax advice in this respect.</p>
--------------------	--

For Hedged Share Classes of sub-class 4 and sub-class 5 shares, the distribution policy may take into account the return driven by the interest rate differential arising from the currency hedging of such Hedged Share Class in determining the distribution to be paid (which constitutes a distribution from capital).

This will mean that, where the interest rate differential between the Hedged Share Class currency and the Base Currency of the relevant Fund is positive, Investors may forego capital gains in favour of distributions. Conversely, in times where the interest rate differential between the Hedged Share Class currency and the Base Currency of the relevant Fund is negative, then the value of distributions payable may be reduced as a result. Investors should be aware of the uncertainty of relative interest rates, which are subject to change, and that this will have an impact on the return of the Hedged Share Class. The net asset value of the Hedged Share Class may fluctuate and may significantly differ from other Share classes due to the fluctuation of the interest rate differential between the Hedged Share Class currency and the Base Currency of the relevant Fund, and investors in such Hedged Share classes may therefore be adversely affected.

For the avoidance of doubt, the interest rate differential is calculated following each monthly hedge roll using the differential between the traded forward foreign exchange rate and the applicable spot rate of the two relevant currencies (the Base Currency of the Fund and the currency in which the Hedged Share Class is denominated).

The above policies regarding the source of distribution payment may be changed at the Directors' discretion.

Distribution Frequency of Distribution Share Classes

Distribution Share Classes may differ in terms of their distribution frequency. Distribution Share Classes may distribute monthly, quarterly, semi-annually or annually determined at the launch of the relevant Share Class. Where a monthly, quarterly or semi-annual is available, it will be expressed with the following suffix to the distribution policy:

Distribution frequency	Distribution frequency identifier	Example
Semi-annually	's'	Class A1s USD
Quarterly	'q'	Class A1q USD
Monthly	'm'	Class A1m USD

The Directors reserve the right to increase or decrease the frequency of distribution payments for a Distribution Share Class at their discretion.

Payment of Distributions to Shareholders of the Distribution Share Classes

The following table shows the intended distribution calculation dates for each of the relevant Funds. Distributions will be paid within 4 weeks of the distribution calculation date. If such day is not a Dealing Day, payment will be made on the following day.

Distribution Frequency	Distribution calculation date(s)	Distribution payment date(s)
Annually	30 June	within 4 weeks of the Distribution Calculation date
Semi-annually	30 June 31 December	within 4 weeks of the Distribution Calculation date
Quarterly	30 June 30 September 31 December 31 March	within 4 weeks of the Distribution Calculation date
Monthly	30 June 31 July 31 August 30 September 31 October 30 November 31 December 31 January 28 February 31 March 30 April 31 May	within 4 weeks of the Distribution Calculation date

If distributions are not to be reinvested, payment will be made by telegraphic transfer unless alternative instructions have been given to the Registrar and Transfer Agent.

In the case of joint Shareholders, payment will be made to the first named Shareholder.

Payment of distributions will normally be made in the currency of the relevant Share Class, except where the investor has already specified in their Application Form for payment in another currency.

However, the Registrar and Transfer Agent will, where agreed, be able to arrange settlement in any major currency according to the standing instructions held, at the risk and expense of the Shareholder. Distributions not collected within five years will lapse and accrue for the benefit of the relevant Fund in accordance with Luxembourg law.

The payment of distributions will be blocked, where either new or existing Investors fail to fully comply with the relevant anti-money laundering laws and regulation, until such time as the requirements have been met.

Equalisation

The Company will maintain equalisation accounts in relation to the Shares with a view to ensuring that the levels of distribution payable to Investors in the Shares are not affected by the issue and redemption of, or the switch from or into, Shares of those Funds during an accounting period. The price at which Shares are bought by an investor will therefore be deemed to include an equalisation payment (which will be credited to the relevant equalisation account) calculated by reference to the accrued income of the Share Class, net of fees, charges and expenses where applicable. The first distribution which an investor receives in respect of such Shares following the purchase may include a repayment of capital.

Buying, Redeeming and Switching Shares

How to buy

The minimum initial subscription and holding amounts and subsequent subscription amounts are as follows:

	USD	EUR	GBP	AUD	JPY	SGD	SEK	CHF	RMB
Initial subscription and holding amount Class A, Class AB, Class R, Class S, Class T and Class X Shares ¹	2,500	2,500	1,500	2,500	350,000	2,500	15,000	2,500	15,000
Subsequent subscription Class A, Class AB, Class R, Class S, Class T and Class X Shares	500	500	300	500	75,000	500	3,000	500	3,000
Initial subscription and holding amount Class F and Class IF Shares	250,000	250,000	250,000	n/a	n/a	n/a	n/a	n/a	n/a
Subsequent subscription Class F and Class IF Shares	25,000	25,000	25,000	n/a	n/a	n/a	n/a	n/a	n/a
Initial subscription and holding amount Class H Shares ² Class SA, Class SB and Class HB Shares	7,500	7,500	5,500	7,500	95,000	75,00	7,000	7,500	n/a
Subsequent subscription Class H Shares ² Class SA, Class SB and Class HB Shares	2,500	2,500	1,500	2,500	350,000	2,500	15,000	2,500	n/a
Initial subscription and holding amount Class I, Class IB, Class IU and Class B Shares	1,000,000	1,000,000	600,000	1,000,000	150,000,000	1,000,000	6,000,000	1,000,000	n/a
Subsequent subscription Class I, Class IB, Class IU and Class B Shares	100,000	100,000	60,000	100,000	15,000,000	100,000	600,000	100,000	n/a
Initial subscription and holding amount Class E and Class Q Shares	10,000,000	10,000,000	6,000,000	10,000,000	1,500,000,000	10,000,000	60,000,000	10,000,000	n/a
Subsequent subscription Class	1,000,000	1,000,000	600,000	1,000,000	150,000,000	1,000,000	6,000,000	1,000,000	n/a

¹ Class B and Class R Shares are closed to investments from new investors in these Classes

² For those investors holding Class H Shares in a Fund prior to 18 March 2016, the minimum holding amount of €2,500 (or equivalent in other currency) and the subsequent subscription amount of €500 (or equivalent in other currency) will continue to apply.

	USD	EUR	GBP	AUD	JPY	SGD	SEK	CHF	RMB
E and Class Q Shares									
Initial subscription and holding amount Class C, and Class Z Shares	25,000,000	25,000,000	25,000,000	25,000,000	3,500,000,000	n/a	n/a	n/a	n/a
Subsequent subscription Class C, and Class Z Shares	250,000	250,000	250,000	250,000	35,000,000	n/a	n/a	n/a	n/a
Initial subscription and holding amount Class G, Class GU and Class M Shares	50,000,000	50,000,000	50,000,000	50,000,000	7,000,000,000	n/a	n/a	50,000,000	n/a
Subsequent subscription Class G, Class GU and Class M Shares	500,000	500,000	500,000	500,000	70,000,000	n/a	n/a	500,000	n/a

Any currencies marked “n/a” or other currencies that are not mentioned in the above table may be available at the discretion of the Directors. If Share Classes are issued in currencies marked as “n/a” above or in currencies other than those specifically mentioned above, the minimum initial subscription and holding amounts and minimum subsequent investment is the rounded equivalent in the relevant currency of the EUR amounts mentioned in the above table.

These minima may be waived for reasons including but not limited to facilitating investments in regular savings schemes. Shares will be issued to three decimal places.

Prior to placing their initial purchase of Shares, Investors must open an account by completing an Application Form. Investors will be required to indicate how they will obtain the KIID prior to submitting every investment application. A KIID is available for each Share Class. The KIID and Prospectus can be obtained from the website www.janushenderson.com or from the Registrar and Transfer Agent. The Company will not be able to accept any instruction from the investor unless they have signed and returned the declaration. The Application Form and the relevant documents to support the Application Form should be sent by fax, by post or facsimile or through other electronic means of communication (subject to the acceptance by the Shareholder of any electronic delivery terms imposed by the Fund and/or the Registrar and Transfer Agent) to the appropriate Distributor or to the Registrar and Transfer Agent. The original documents should follow by post. Applicants are also requested to provide information required under relevant anti-money laundering laws and regulation. Failure to supply the required documentation in original or certified form, may delay the application from being processed. Any original documents should follow by post.

Once the account is opened, applications for initial purchases of Shares may be sent by the means stated above to the appropriate Distributor or to the Registrar and Transfer Agent on any Dealing Day on the dealing form circulated with this Prospectus. Investors shall be deemed to have read the latest version of each relevant KIID prior to submitting every investment application. Investors who obtain the KIID from the Registrar and Transfer Agent must confirm to have read the latest version of each relevant KIID prior to submitting every subsequent purchase.

Applications for subsequent purchases may be made by post or facsimile or through other electronic means of communication (subject to the acceptance by the Shareholder of any electronic delivery terms imposed by the Fund and/or the Registrar and Transfer Agent) to the appropriate Distributor or to the Registrar and Transfer Agent, or through any other communication medium allowed by the Company in the future, on any Dealing Day, by existing Investors who have previously been issued with an Account Number by the Registrar and Transfer Agent. Investors shall be deemed to have read the latest version of each relevant KIID prior to submitting every investment application. Investors who obtain the KIID from the Registrar and Transfer Agent must confirm to have read the latest version of each relevant KIID prior to submitting every subsequent purchase.

Applications may also be made through the Authorised Distributors, although the application will only be effective, and the relevant settlement time limits commence, once the Registrar and Transfer Agent itself has received the application.

In the future the Company may allow applications to be made through any other communication medium.

All applications in writing must be signed and include the following information:

- The amount and currency to be invested or the number of Shares applied for;
- The Fund(s) into which the investment(s) is/are to be made;
- The class, sub-class and currency of Shares is being applied for and;
- The name(s) and Account Number in which the Shares are registered;

Such applications, if accepted by the Company, will be treated as definitive and irrevocable orders, subject to applicable cancellation rights within the relevant jurisdiction.

The Directors reserves the right to authorise at any time and without notice the issue and sale of Shares for Funds that were previously closed for further subscriptions. Such decisions will be taken by the Directors with due regard to the interest of the existing Shareholders.

The Directors may determine to restrict the purchase of shares when it is in the interest of the Company or its Shareholders to do so, including when the Company or any Fund reaches a size that could impact the ability to find suitable investments for the Company or the relevant Fund. Information on the status of the Funds can be obtained at any time at the registered office and at www.janushenderson.com. In addition, Shareholders wishing to subscribe in a Fund closed for subscriptions will be informed of such closure at the time of application.

Applicants should also note that the issue of the Shares subscribed for is conditional upon the Company's receipt of the due payment for such by the Settlement Day and that, should payment for the Shares subscribed for not be received in cleared funds by the Settlement Day, the Company reserves the right to cancel the subscription and rescind the allotment of the Shares applied for.

In case of doubt about instructions received from an investor, the Company may contact such investor to confirm a deal. If the investor confirms different details from those provided on the original written application and/or dealing form, the amended trade will be accepted. However, no assurance can be given that an investor will not incur a loss, where a deal has been amended.

The Company may elect, at its discretion, to accept in certain cases subscriptions in kind by contribution of transferable portfolio securities and any associated transfer costs may be charged to the Shareholder, provided that these are suitable assets in respect of the relevant Fund's investment objective and investment restrictions and that their market value on the relevant Dealing Date has been verified by a special report of the Auditor at the expense of the contributing Shareholder(s).

Once Shares have been bought, and subject to any provision to the contrary applicable in the jurisdictions where the Shares are sold, the applicant has no right to cancel the deal. However, a Shareholder can request the redemption of their Shares at any time (for which the applicable subscription fees have been fully paid) provided such rights of redemption have not been suspended or deferred and subject to any applicable conditions set out in this Prospectus.

Determination of applicable price

For all Funds, applications received by the Registrar and Transfer Agent by the relevant Fund's Dealing Cut-Off will, if accepted, be dealt with at the price calculated on the same Dealing Day and applications received after the relevant Fund's Dealing Cut-Off will, if accepted, be dealt with at the price calculated on the next Dealing Day.

For all Funds, cleared funds must be provided on the Settlement Day.

The determination of the applicable price is subject to the section 'Possible Deferral or Suspension of Redemptions' of this Prospectus.

Contract Notes

Contract notes will normally be sent out by fax, post or other electronic medium as agreed with the Company, in accordance with the instructions set out on the Application Form on the next Business Day following the relevant Dealing Day. The contract note will provide full details of the transaction.

The Shares issued will be registered and the Share register will be conclusive evidence of ownership. Shares will be issued in uncertificated form.

On or prior to acceptance of their application, applicants will be allocated an Account Number which should be used by Shareholders for all future dealings with the Registrar and Transfer Agent. Any changes to the Shareholder's personal details, or loss of Account Number must be notified immediately to the Registrar and Transfer Agent in writing. In these circumstances the Company reserves the right to require verification or an indemnity countersigned by a bank, stockbroker or other party, acceptable to it before accepting further instructions in respect of the holding of Shares.

Prospective Investors should note that by completing the Application Form, they are providing information that may constitute personal data within the meaning of the General Data Protection Regulation (EU) 2016/679 (GDPR). The Company and the Management Company are joint data controllers of the personal data an investor provides ("Data Controllers"). The use of the personal data Investors provided to the Company in the Application Form is governed by the GDPR and the Data Controllers' Privacy Policy.

Where an investor provides prior consent, the Data Controllers may provide information about products and services or contact Investors for market research. For these purposes, investor details may be shared with companies within the Janus Henderson Group. The Data Controllers will always treat investor details in accordance with the Data Controllers' Privacy Policy and Investors will be able to unsubscribe at any time.

The Data Controllers' Privacy Policy is under the Privacy Policy section of the Janus Henderson website at www.janushenderson.com and may be updated from time to time, in material cases of which the Data Controllers will notify Investors by appropriate means.

Authorised Distributors may provide a nominee service to Investors purchasing Shares of any Fund. Investors in a Fund may elect to make use of such nominee services, where available, pursuant to which the nominee will hold the Shares in its name for and on behalf of the Investors. Investors may consult external advisors to inform themselves about their rights and obligations.

How to Switch

Shareholders may switch all or part of their shareholdings from one or more of the Funds into the same Class of one or more of the other Funds on any Dealing Day (subject to the minimum limits set out in the section 'Key Information' of this Prospectus) by contacting the Registrar and Transfer Agent. A charge of up to 1% of the gross amount being switched may be made. Switches will be carried out in accordance with the formula below and Shares will be issued and rounded to three decimal places.

Switches into Class AB, Class HB and Class IB Shares are restricted to certain Investors who subscribe within a certain period of the launch date of the relevant Fund. These Shares will be offered for a restricted time only. Any Investors who have subscribed to these Share Classes can continue investing in these Share Classes even after the initial subscription period has passed. In addition, switches into Class HB Shares are restricted to certain countries, through specific Authorised Distributors which, according to their regulatory requirements or based on individual fee arrangements with their clients, do not keep trail commission, rebates or retrocessions. Switches into Class IB Shares are not permitted, unless the investor switching into Class IB is an Institutional Investor within the meaning of Article 174 of the Law.

Switches into Class H Shares are restricted to certain countries, through specific Authorised Distributors which, according to their regulatory requirements or based on individual fee arrangements with their clients, do not keep trail commission, rebates or retrocessions. The share class may be available in other circumstances and jurisdictions at the discretion of the Directors.

Switches into Class E, Class G, Class GU, Class I, Class IU, Class IF, Class B, Class C, Class M and/or Class Z Shares are not permitted, unless the investor switching into Class E, Class G, Class GU, Class I, Class IU, Class IF, Class B, Class C, Class M and/or Class Z Shares is an Institutional Investor within the meaning of Article 174 of the Law.

Switches into Class G and Class GU Shares are restricted to Investors with a minimum total investment in Funds of the Company of €1,000,000,000 (or the equivalent in another currency) at the time of the initial investment and have specific distribution arrangements with a Principal Distributor. This minimum may be reduced at the discretion of the Directors.

Generally, a switch of Class T Shares is only permissible between the corresponding Class T Shares.

Shareholders of Class T that switch all or part of their shareholdings to another Class T in the same Fund, or a different Fund in Janus Henderson Horizon Funds, will not trigger a CDSC (as further described in the section 'Fees, Charges and Expenses' of this Prospectus). In such cases, the CDSC holding period of the original Class T is transferred to the receiving Class T at the point of switch and associated rights are preserved. No switch of Shares will generally be permitted from any other Class of Shares into Class T Shares or from Class T Shares into any other Class of Shares.

In determining the three year period, each Fund assumes for each shareholder that Shares held the longest are switched first.

Switches from or into a BRL Hedged Share Class are not permitted.

Orders may be placed in the same manner as applications for subscription of Shares. Investors shall be deemed to have read the latest version of each relevant KIID prior to submitting every switch instruction. Investors who obtain the KIID from the Registrar and Transfer Agent must confirm to have read the latest version of each relevant KIID prior to submitting every switch instruction. They must provide details of the number of Shares to be switched, the Class and sub-class of Shares to be switched, the names of the relevant Funds, the name under which the Shares are registered and the Account Number. All orders, once given, are deemed to be definitive and irrevocable, whether or not they are subsequently confirmed in writing. No switching order will be processed if it is in respect of Shares for which the price and the applicable subscription fees in cleared funds have not yet been received and/or the identification procedures described above under 'How to Buy' have not been satisfactorily completed.

Switching instructions may also in certain circumstances be given through the Authorised Distributors, although the instructions will only be effective, and the relevant time limits commence, once the Registrar and Transfer Agent itself has received all relevant details.

The applicable Dealing Day for a switch order will be determined in the same manner as for applications for subscription of Shares. Contract notes will be issued and sent out on the same timeframe as for applications. The minimum amounts that may be switched are as follows:

	USD	EUR	GBP	AUD	JPY	SGD	SEK	CHF	RMB
Class A, Class R, Class S, Class T and Class X Shares ³	2,500 or 250 shares	2,500 or 250 shares	1,500 or 250 shares	2,500 or 250 shares	350,000 or 250 shares	2,500 or 250 shares	15,000 or 250 shares	2,500 or 250 shares	15,000 or 250 shares
Class F and Class IF Shares	250,000	250,000	250,000	n/a	n/a	n/a	n/a	n/a	n/a
Class H, Class SA and Class SB Shares	2,500	2,500	1,500	2,500	n/a	2,500	15,000	2,500	n/a
Class I, Class IU and Class B Shares	1,000,000	1,000,000	600,000	1,000,000	150,000,000	1,000,000	6,000,000	1,000,000	n/a

³ Class B and Class R Shares are closed to investments from new investors in these Classes

	USD	EUR	GBP	AUD	JPY	SGD	SEK	CHF	RMB
Class E and Class Q Shares	10,000,000	10,000,000	6,000,000	10,000,000	1,500,000,000	10,000,000	60,000,000	10,000,000	n/a
Class C and Class Z Shares	25,000,000	25,000,000	25,000,000	25,000,000	3,500,000,000	n/a	n/a	n/a	n/a
Class G, Class GU and Class M Shares	50,000,000	50,000,000	50,000,000	50,000,000	7,000,000,000	n/a	n/a	50,000,000	n/a

If Share Classes are issued in currencies marked as “n/a” above or in currencies other than those specifically mentioned above, the minimum switching amount is the rounded equivalent in the relevant currency of the EUR amounts mentioned in the above table.

If, as a result of a partial switch of Shares, the value of the Shareholder's balance of Shares falls below the relevant minimum holding amount for that Share Class, the Company may require that these Shares be switched or redeemed.

The rate at which all or any part of a holding of Shares of a Class of any Fund (the ‘original Fund’) is switched on any Dealing Day into Shares of the same or of another Class (if permitted) of another Fund (the ‘new Fund’) will be determined in accordance with (or as near as possible) the following formula:

$$A = \frac{(B \times C \times E) - F}{D}$$

Where:

A is the number of Shares of the new Fund to be allotted;

B is the number of Shares of the original Fund to be switched;

C is the price per Share of the original Fund ruling on the relevant Dealing Day;

D is the price per Share (i.e. free of the initial charge where applicable) of the new Fund ruling on the relevant Dealing Day;

E is, in the case of a switch involving two Funds which do not have the same base currency, or between two Share Classes denominated in different currencies, the exchange rate determined by the Company, for switching the currency of B into the currency of A;

F is a switching fee of up to 1% of the gross amount being switched (i.e. B x C), which is for the benefit of a Principal Distributor.

Switching between two Funds which do not have the same Base Currency or between two Share Classes denominated in different currencies or switching into and out of Share Classes that are not denominated in the Base Currency of the relevant Funds requires foreign currency transactions. While the foreign currency exchanges are being performed, the Shareholder may be exposed to a short-term risk of foreign exchange fluctuation.

How to redeem

Redemption orders may be sent post or facsimile or through other electronic means of communication (subject to the acceptance by the Shareholder of any electronic delivery terms imposed by the Fund and/or the Registrar and Transfer Agent) to the appropriate Distributor or to the Registrar and Transfer Agent. In the future, the Company may allow redemptions to be effected through any other communication medium. Only registered Shareholders may submit redemption orders directly to the Company. Investors whose Shares are held in the name of a nominee must submit a redemption order through that nominee, since it is the nominee that is recognised by the Company as the record owner of the Shares.

Redemption instructions may also be given through the Authorised Distributors, although the instructions will only be effective, and the relevant time limits commence, once the Registrar and Transfer Agent itself has received the instructions.

Redemption orders must be signed and include the following information:

- The number of Shares or the amount and currency to be redeemed;
- The Fund to be redeemed;
- The Class and sub-class of Shares to be redeemed;
- The currency in which the redemption proceeds should be paid (the default will be the currency of the Class or sub-class of Shares being redeemed);
- The name and Account Number in which the Shares are registered

Such redemption order will be treated as definitive and irrevocable in respect of Shares for which the subscription and the applicable subscription fees have been fully paid.

In case of doubt about instructions received from an investor, the Company may contact such investor to confirm a deal. If the investor confirms different details from those provided on the original instruction, the amended trade will take precedence. However, no assurance can be given that an investor will not incur a loss, where a deal has been amended.

Shareholders may redeem all or part of their holding. If as a result of any partial redemption request, the holding amount invested by the Shareholder in that Share Class falls below the relevant minimum holding amount for that Share Class, such request will be treated as a request to redeem the entire Shareholding, unless the Company otherwise determines.

The Company may elect, at its discretion, in certain cases to allow redemptions in kind by the transfer out of transferable portfolio securities and any associated transfer costs will be charged to the redeeming Shareholder, provided that the market value of the relevant securities on the relevant Dealing Day has been verified by a special report of the Auditor, at the expense of the redeeming Shareholder(s).

Determination of applicable price

Redemption orders received by the Registrar and Transfer Agent by the Dealing Cut-Off will, if accepted, be dealt with at the price calculated on the same Dealing Day. Redemption orders received by the Registrar and Transfer Agent after the Dealing Cut-Off will, if accepted, be dealt with at the price calculated on the next Dealing Day.

This is subject to the section 'Possible Deferral or Suspension of Redemptions' of this Prospectus.

Money Laundering and Terrorist Financing Prevention

In order to contribute to the fight against money laundering and terrorist financing, the Company, the appropriate Distributor and the Registrar and Transfer Agent will at all times comply with any obligations imposed by any applicable laws, rules and regulations with respect to money laundering prevention and terrorist financing and, in particular, with the law of 12th November 2004 on the fight against money laundering and terrorist financing and with the CSSF Regulation 12-02 of 14 December 2012, as amended by CSSF Regulation 20-05 of 14 August 2020 and as may be further amended or revised from time to time. The appropriate Distributor and Registrar and Transfer Agent will furthermore adopt procedures designed to ensure, to the extent applicable, that it and its agents shall comply with the foregoing undertaking.

Moreover, the Company is legally responsible for identifying the origin of monies transferred. Subscriptions and payment of redemption proceeds may be temporarily suspended until such monies or the identity of the relevant Shareholder has been correctly identified.

In relation to an application for, or transfer of, Shares, the Company and/or Registrar and Transfer Agent may require at any time such documentation as it/they deem appropriate. Failure to provide such information in a form which is satisfactory to the Company and/or Registrar and Transfer Agent may result in an application or transfer not being processed. Should such documentation not be forthcoming with regard to the return of payments or the redemption of Shares, then such payment may not proceed.

Contract Notes

Contract notes will normally be sent out by fax, post or other electronic medium as agreed with the Company, in accordance with the instructions set out on the Application Form, on the next Business Day following the relevant Dealing Day. The contract note will provide full details of the transaction.

Possible Deferral or Suspension of Redemptions

If total requests for redemptions (including switches) on any Dealing Day, when aggregated with redemption requests received on the earlier Dealing Days in the same week, are received in respect of a number of Shares of any Fund which exceed 10% of the total number of Shares of that Fund outstanding at the start of that week, the Directors are entitled to defer any redemption request in whole or in part, so that the 10% level is not exceeded. Any redemption requests in respect of the relevant Dealing Day so reduced will be effected in priority to subsequent redemption requests received on the succeeding Dealing Days, subject always to the 10% limit. The limitation will be applied pro rata to all Shareholders who have requested redemptions to be effected on or as at such Dealing Day so that the proportion redeemed of each holding so requested is the same for all such Shareholders. These limits will be used only at times when realising assets of a Fund to meet unusually heavy redemption requirements would create a liquidity constraint to the detriment of Shareholders remaining within the Fund.

The Company may, under the Articles, suspend the determination of the net asset value of the Shares of any particular Fund and the issue, redemption and switch of such Shares during:

- i) any period when any of the principal stock exchanges or any other Regulated Market on which any substantial portion of the investments of the Company attributable to such Fund are quoted is closed otherwise than for ordinary holidays, or during which dealings therein are restricted or suspended;
- ii) the existence of any state of affairs which constitutes an emergency as a result of which disposals or valuation of assets owned by the Company attributable to such Fund would be impracticable;
- iii) any breakdown in the means of communication normally employed in determining the price or value of any of the investments attributable to any particular Fund or the current price or values on any stock exchange;
- iv) any period when the Company is unable to repatriate funds for the purpose of making payments on the redemption of such Shares or during which any transfer of funds involved in the realisation or acquisition of investments or payments due on redemption of such Shares cannot in the opinion of the Directors be effected at normal rates of exchange;
- v) any period when the net asset value per Share of any Fund or any subsidiary of a Fund may not be determined accurately; or
- vi) except in respect of redemptions or switches, any period when notice of winding up of the Company as a whole has been given or;
- vii) following a decision to merge a Fund or the Company, if justified with a view to protecting the interest of Shareholders; or
- viii) in case a Fund is a Feeder of another UCITS (or a sub-fund thereof), if the net asset value calculation of the Master UCITS (or the sub-fund thereof) is suspended.

Any suspension shall be notified to Shareholders requesting the issue, redemption or switch of Shares.

Market Timing and Excessive Trading

The Company does not knowingly allow investments that are associated with market timing or other excessive trading practices as such practices may adversely affect the interests of all Shareholders. Market timing is an arbitrage strategy that involves dealing in a fund to exploit discrepancies between the daily issue price of the fund and general market movements. Excessive trading includes individuals or groups of individuals whose securities transactions seem to follow a timing pattern or are characterised by excessively frequent or large trades.

As well as the general power of the Directors to refuse subscriptions at their discretion, Shareholder interests are protected against market timing and excessive trading practices by, inter alia, the possibility for Directors to apply fair value pricing in the determination of net asset value and that redemptions in kind (which refers to the delivery of the underlying investments of a Fund rather than cash to a Shareholder) may take place in lieu of a cash payment of the redemption price. In addition to this, the Company reserves the right to utilise fair value techniques where the underlying markets are closed for trading at the Fund's valuation point and where the latest available market prices may not accurately represent the fair value of the Fund's holdings due to prevailing market conditions.

For Shareholders who do not engage in excessive trading (including market timing), the Directors would only apply redemption in kind to such Shareholders if (a) it is in the interests of all Shareholders and (b) the Shareholders have specifically requested such redemption in kind.

Fair value pricing and/or redemption in kind will be enforced when the Company believes that excessive trading which is to the detriment of other Shareholders has occurred (for example, if Shares are redeemed or switched within 90 calendar days of purchase, or the transactions seem to follow a timing pattern or are characterised by excessively large or frequent trades). The power of enforcing fair value pricing and/or redemption in kind is at the discretion of the Directors.

Fair value pricing will take into account the costs incurred by the Company to accommodate these excessive trades. These costs include brokerage charges, stamp duties (if applicable), depositary and custody fees and administration fees which could be attributable to the trades and which it would not be equitable to share between the Shareholders.

In addition, where excessive trading is suspected, the Company may combine Shares that are under common ownership or control for the purposes of ascertaining whether an individual or a group of individuals can be deemed to be involved in excessive trading practices. Accordingly, the Directors reserve the right to reject any application for subscription or conversion of Shares from Investors whom they consider to be excessive traders. The Company may further compulsorily redeem shares held by an investor who is reasonably suspected to be or to have been engaged in excessive trading.

Further, a Principal Distributor may, in favour of the Company, impose a trading fee as further described in the section 'Trading Fee' under the heading 'Fees, Charges and Expenses' of this Prospectus for Shares which are redeemed up to 90 calendar days after such Shares have been purchased.

Mandatory Redemption

The Articles give powers to the Directors to impose such restrictions as they may think necessary for the purpose of ensuring that no Shares are acquired or held by (a) any person in breach of the law or requirement of any country or governmental authority or (b) any person in circumstances which in the opinion of the Directors might result in the Company incurring any liability to taxation or suffering any other pecuniary disadvantage which the Company might not otherwise have incurred or suffered; and, in particular, by any U.S. Person. The Company may compulsorily redeem all Shares held by any such person. The Company also reserves the right to compulsorily redeem all Shares held by any person in case of liquidation and/or merger of Funds as described in section 6 under 'Further Information' in this Prospectus.

Settlement Procedures

For all Funds, settlement for subscriptions is due in cleared funds by the Settlement Day.

The Registrar and Transfer Agent may, at its discretion, require the payment of cleared funds on the relevant Dealing Day, in which case settlement will only be effected on receipt of the cleared funds.

Payment should be made by telegraphic transfer, in accordance with the particulars described on the Application Form (further copies of which can be obtained from the Registrar and Transfer Agent).

Payment may be made, if agreed by the Registrar and Transfer Agent, in a currency other than the Base Currency of the relevant Fund, or the currencies as detailed on the Application Form for each Fund, at the risk and expense of the investor. Should payment not be received in cleared funds by the Settlement Day, the Company reserves the right to cancel the contract without compensation and/or to pass on to the investor the costs of such cancellation and where applicable charge interest at market rates.

Any residual amounts arising from subscriptions and conversions into another Fund may be reimbursed unless the amount is less than USD15 (or the equivalent in another currency). Any non-reimbursed amount may be transferred to the relevant Fund. A similar treatment may be applicable to dividend reinvestments.

For all Funds, settlement for redemptions will normally be made in accordance with the standing instructions held by the Registrar and Transfer Agent on the Settlement Day.

This is subject to receipt by the Registrar and Transfer Agent of correct and duly executed renunciation documentation (together with the certificate to be cancelled if one has been issued).

Payment of the redemption proceeds is subject to the correct anti-money laundering documentation being in place.

If, in exceptional circumstances, the liquidity of the relevant Fund is insufficient to enable redemption proceeds to be paid within this timeframe, payment will be made as soon as reasonably practicable thereafter, but without interest. The costs of payment by telegraphic transfer, if requested by the Shareholder, may be charged to the Shareholder. The Directors may extend the period for payment of redemption proceeds to such period, but not exceeding one calendar month, as may be required by settlement and other constraints prevailing in the financial markets of countries in which a substantial part of the assets attributable to any Fund shall be invested.

The Registrar and Transfer Agent will, where agreed, be able to arrange settlement in any major currency according to the standing instructions held, at the risk and expense of the redeeming Shareholder.

Where accepted by the Registrar and Transfer Agent settlement may be effected through a centralised clearing system such as Euroclear, Clearstream or any other centralised nominee.

Authorisation of and indemnification for instructions

By giving any instructions by post or facsimile or through other electronic means of communication (subject to the acceptance by the Shareholder of any electronic delivery terms imposed by the Fund and/or the Registrar and Transfer Agent) to the appropriate Distributor or to the Registrar and Transfer Agent, Investors or Shareholders irrevocably authorise the Company and/or the Registrar and Transfer Agent to act upon such instructions and fully indemnify the Company and the Registrar and Transfer Agent on demand against any liability of any nature whatsoever arising to either of them as a result of them acting on such instructions. The Company and the Registrar and Transfer Agent may rely conclusively upon and shall incur no liability in respect of any action taken upon any notice, consent, request, instructions or other instrument believed, in good faith, to be genuine or to be signed by properly authorised persons.

Calculation of Net Asset Value and price per share per class

The price per Share for each Class of each Fund will be based on the net asset value of the relevant Fund expressed in the base currency of the Fund, calculated by the Administrator on each Valuation Point. Despite being within the same legal structure, the liabilities of each Fund shall be segregated from the liabilities of other Funds, with third party creditors having recourse only to the assets of the relevant Fund concerned.

The net asset value for each Class of each Fund is calculated by determining the value of the assets of the relevant Fund applicable to that Class, including accrued income, and deducting all liabilities (including all fees and charges) of that Class, and dividing the resultant sum by the total number of Shares of that Class in the relevant Fund in issue or allotted at that time, (the resulting amount being rounded to the nearest two decimal places) to give the net asset value per Share per Class of the Fund. As the Share Classes of each Fund will have different amounts of liabilities, the net asset value per Share attributable to each of them, even within the same Fund, will be different.

The net asset value per Share attributable to the Share Classes within the same Fund may also diverge over time as a result of the distribution policy, as set out in the section 'Distribution Policy' of this Prospectus. A calendar including details on the distribution policy and distribution frequency for all available Share Classes can be obtained from the website www.janushenderson.com or from the registered office of the Company.

The Share price will be quoted on the basis of the net asset value per Share, calculated as above. In addition, upon a purchase of certain Shares from the Company by an investor there may be an initial charge levied, equivalent to a maximum of 5% of the total amount invested and a dilution adjustment, if applicable. Upon the redemption of any Shares there will be a potential trading fee and a dilution adjustment, if applicable. The initial charge, CDSC and trading fee are described in the section 'Fees, Charges and Expenses' of this Prospectus (where applicable). For further details on the dilution adjustment, please refer to the 'Swing Pricing' paragraph below.

The price per Share per Class and sub-class (where applicable) of each Fund is available on each Business Day at the registered office of the Company. The prices are available in the Base Currency of the relevant Fund. For Shares in the relevant Fund, prices may also be made available in Euro, Sterling or US Dollar

hedged Share Classes or such other currencies as the Directors of the Company may determine from time to time. Where a Hedged Share Class is available, it will be expressed with the pre-fix “H” and described, for instance as Class A HEUR, Class A HGBP, Class A HUSD, Class A HSGD, Class A HSEK, Class A HAUD, Class A HCHF etcetera. The Hedged Share Classes will similarly be offered at a price based on their net asset value plus, if applicable, an initial charge.

In addition, the Directors of the Company may, in its discretion, decide to issue Unhedged Share Class prices for each Fund in EUR, USD, SGD, GBP, CHF, JPY, AUD, RMB and SEK (if these currencies are not the base currencies of the Funds). An up-to-date list of the share classes available for the Funds (including hedging policy) can be obtained from the website www.janushenderson.com or from the registered office of the Company.

Valuation Principles

The investments of each Fund will normally be valued on the basis of either the last available mid-market price (the mid-point between the quoted bid and offer prices) or, for certain markets, the last traded price on the principal stock exchange or market on which the investments are quoted, listed or normally dealt in on the relevant Dealing Day. The exchange rates used to value the investments of each Fund are as at the Valuation Point on or after the Dealing Cut-Off concerned. All other assets, including restricted and not readily marketable securities, will be valued in such manner as the Directors consider appropriate to reflect their fair value. The Company reserves the right to utilise fair value techniques where the underlying markets are closed for trading at the Fund’s valuation point and where the latest available market prices may not accurately represent the fair value of the Fund’s holdings due to prevailing market conditions. The calculation of the net asset value may also be adjusted to take account of any fiscal and brokerage charges.

The valuation of contracts-for-difference (“CFD”) is based on the value of the underlying securities, which are Transferable Securities and Money Market Instruments admitted to an official exchange listing, which in turn are valued as described above.

The valuation of forward foreign exchange contracts is based on the relevant exchange rate.

The value of financial derivative instruments used to hedge currency exposure on the Hedged Share Classes will be allocated to the appropriate Hedged Share Class. Depending on performance, the value may be either an asset or a liability and will be included in the calculation of net asset value accordingly.

The valuation of financial future contracts is made at the exchange quoted price on each Valuation Point on or after the Dealing Cut-Off concerned. Initial margin deposits are made in cash upon entering into futures contracts. During the period the future contract is open, changes in the value of the contract are recognised as unrealised gains and losses by marking to market on a daily basis to reflect the market value of the contract at the end of each day’s trading. Variation margin payments are made or received, depending upon whether unrealised losses or gains are incurred. Variation margin payments are recorded in the futures margin account in the statement of net assets. When the contract is closed, the Fund records a realised gain or loss equal to the difference between the proceeds from (or cost of) the closing transaction and the opening transaction.

When a Fund purchases an option, it pays a premium and an amount equal to that premium is recorded as an investment. When a Fund writes an option, it receives a premium and an amount equal to that premium is recorded as a liability. The investment or liability is adjusted daily to reflect the current market value of the option. If an option expires unexercised, the Fund realises a gain or loss to the extent of the premium received or paid.

The valuation of swap contracts is made at fair market value as determined in good faith pursuant to procedures established by the Management Company and ratified by the Directors.

Anti-Dilution Measures

Dilution is a reduction in the Net Asset Value per Share of a Fund that occurs due to the Investment Manager being required to buy or sell underlying securities as a result of investor dealing activity in a particular Fund. The Company has a number of tools to ensure a fair treatment of Shareholders and to safeguard the interests of remaining Shareholders.

Swing Pricing

The Directors have implemented a swing pricing policy to protect existing Shareholders from the dilution effects they may suffer as a result of dealing activity by other Investors in a particular Fund. The swing pricing policy gives the Directors the power to apply a swing price adjustment to the Net Asset Value per Share to cover dealing costs and to preserve the value of the underlying assets of a particular Fund. This swing pricing policy is applied to all Funds within this Prospectus.

Mechanics of Swing Pricing

The Funds operate a partial swing pricing mechanism, where the Net Asset Value per Share will only swing when a predetermined threshold (the swing threshold) is exceeded at each Dealing Day. The swing threshold level is approved by the Directors at their discretion to ensure that those flows that would represent a significant amount of dilution in a particular Fund are captured. The Directors may decide to adjust the swing pricing mechanism in exceptional circumstances to protect the interests of remaining Shareholders.

If the net dealing on any Dealing Day is greater than the swing threshold, the Net Asset Value per Share will be adjusted up or down dependent on aggregate net transactions on any given Dealing Day. It will increase the Net Asset Value per Share when there are net inflows into the Fund and decrease the Net Asset Value per Share when there are net outflows from the Fund. The same swing price adjustment will be applied to all Share classes within the relevant Fund, therefore all transacting Investors in the relevant Fund, whether subscribing or redeeming, will be affected by the swing price adjustment. It is not possible to accurately predict whether a swing price adjustment will occur at any future point in time and consequently how frequently it will need to be made. The Directors may also make a discretionary dilution adjustment if the threshold is not met if, in their opinion, it is in the interest of existing Shareholders to do so.

Swing Factor

The swing factor i.e. the swing price adjustment, is based on normal transaction and other costs, including dealing and brokerage charges, taxes and duties and any spread between the buying and selling prices of the underlying assets in which a Fund invests. The swing factor can vary with market conditions and will normally not exceed 2% of the relevant Fund's net asset value. However, the Directors may decide to increase the swing factor in exceptional circumstances (e.g. in instances of higher market volatility) to protect the interests of remaining Shareholders.

The Administrator will be responsible for the monthly calculation of swing factors. The swing factors will be reviewed by the Directors.

For the purposes of clarification, any dilution adjustment will not be taken into account in the Share price when calculating a Performance Fee for those Funds that have a Performance Fee.

Further details of the Company's swing pricing policy can be found at www.janushenderson.com.

Directors, Management and Administration

The Directors of the Company

Chairman

Kevin Adams
c/o 2 Rue de Bitbourg
L-1273 Luxembourg

Kevin Adams is an independent non-executive director and formerly Director of Fixed Income for Janus Henderson Investors UK Limited .

Members

Joanna Dentskevich
c/o 2 Rue de Bitbourg
L-1273 Luxembourg

Joanna Dentskevich is an independent non-executive director.

Matteo Candolini
Janus Henderson Investors Europe S.A.
2 Rue de Bitbourg
L-1273 Luxembourg

Matteo Candolini is Head of Office for Janus Henderson Investors Europe S.A.

Ian Dyble
Janus Henderson Investors
201 Bishopsgate
London EC2M 3AE
United Kingdom

Ian Dyble is Head of Product Development for Janus Henderson Investors.

Dr. Sybille Hofmann
c/o
2 Rue de Bitbourg
L-1273 Luxembourg

Dr. Sybille Hofmann is an independent non-executive director.

The Management Company

The directors of the Management Company

Matteo Candolini
Janus Henderson Investors Europe S.A.
2 Rue de Bitbourg
L-1273 Luxembourg

Matteo Candolini is Head of Office for Janus Henderson Investors Europe S.A.

Paul Greenwood
Janus Henderson Investors
151 Detroit Street
Denver, Colorado 80206
United States of America

Paul Greenwood is Global Head of Investment Risk for Janus Henderson Investors.

Ignacio De La Maza Borrego
Janus Henderson Investors
201 Bishopsgate
London EC2M 3AE
United Kingdom

Ignacio De La Maza Borrego is Head of EMEA Intermediary & Latin America for Janus Henderson Investors.

Dr. Sybille Hofmann
c/o 2 Rue de Bitbourg
L-1273 Luxembourg

Dr. Sybille Hofmann is an independent non-executive director.

Janus Henderson Investors Europe S.A. has been appointed by the Company to act as its Management Company. The Management Company is authorised to act as the fund management company in accordance with Chapter 15 of the Law.

The Company has signed a fund management company agreement (the “Fund Management Company Agreement”) with the Management Company. Under this agreement, the Management Company is entrusted with the day-to-day management of the Company, with the responsibility for the Management Company to perform directly or by way of delegation functions relating to the Company’s investment management and administration, and implementation of the Company’s policy for the marketing and distribution of the Funds.

In agreement with the Company, the Management Company has decided to delegate several of its functions as is further described in this Prospectus.

The Management Company is part of Janus Henderson Group, a substantial financial services group of companies listed in New York and Australia.

The Investment Managers

Janus Henderson Investors UK Limited is a limited liability company incorporated under the laws of England and Wales. Janus Henderson Investors UK Limited is authorised and regulated by the FCA and has been appointed by the Management Company under an investment management agreement (the ‘Investment Management Agreement’) to provide investment management services to the Management Company in respect of all Funds.

Janus Henderson Investors Denmark, filial af Janus Henderson Investors Europe S.A. (Luxembourg) is the Danish branch of Janus Henderson Investors Europe S.A. (Luxembourg), a public limited liability company incorporated in Luxembourg which is regulated by, and registered as an investment manager with, the *Commission de Surveillance du Secteur Financier* in Luxembourg and has permission to passport its activities into Denmark. Janus Henderson Investors Denmark has been appointed by the Management Company under an investment management agreement (the ‘Danish Investment Management Agreement’) to provide investment management services to the Management Company in respect of the Emerging Markets Debt Hard Currency Fund.

The Investment Managers are ultimately owned by Janus Henderson Group. Janus Henderson Group is a public company limited by shares incorporated in Jersey and is listed on the New York Stock Exchange and the Australian Securities Exchange.

The compliance of the Funds with their relevant investment policy and investment restrictions are organised under the control and the ultimate responsibility of the Directors. The Company has delegated this to the Management Company, who has in turn delegated this to the relevant Investment Manager.

The Sub-Investment Managers

Janus Henderson Investors US LLC (JHIUS)

JHIUS is a U.S. based investment management subsidiary of Janus Henderson Group. JHIUS is registered as an investment adviser with the US Securities and Exchange Commission and has been engaged in the financial services business since 1970.

Janus Henderson Investors (Australia) Institutional Funds Management Limited (JHIAIFML)

JHIAIFML is an Australian based investment management subsidiary of Janus Henderson Group and is regulated by the Australian Securities and Investments Commission (“ASIC”).

Janus Henderson Investors (Singapore) Limited (JHIS)

JHIS is a limited liability company incorporated in Singapore and is regulated by the Monetary Authority of Singapore. JHIS holds a Capital Markets Services Licence, which permits it to conduct certain regulated activities including fund management and dealing in capital markets products.

Janus Henderson Investors (Japan) Limited (JHIJ)

JHIJ is a Japan based investment management subsidiary of Janus Henderson Group. JHIJ is a limited liability company incorporated in Japan and is regulated by the Financial Services Agency in Japan. JHIJ is also registered as a Financial Instruments Business Operator conducting type II financial instruments business, investment advisory and agency business, and investment management business in Japan.

Janus Henderson Investors (Jersey) Limited (JHI Jersey)

JHI Jersey is a Jersey-based investment management subsidiary of Janus Henderson Group is registered as an investment manager with the Jersey Financial Services Commission.

Janus Henderson Investors UK Limited is the Investment Manager of all of the Funds apart from Emerging Markets Debt Hard Currency Fund.. The Investment Manager shares or delegates discretionary investment management functions of certain Funds to the Sub-Investment Managers as follows:

Fund	Sub-Investment Manager
Asian Dividend Income Fund	Janus Henderson Investors (Singapore) Limited
Asian Growth Fund	Janus Henderson Investors US LLC
Asia-Pacific Property Income Fund	Janus Henderson Investors (Singapore) Limited
Biotechnology Fund	Janus Henderson Investors US LLC
China A-Share Fund	Janus Henderson Investors (Singapore) Limited
China Opportunities Fund	Janus Henderson Investors (Singapore) Limited
Emerging Markets Innovation Fund	Janus Henderson Investors US LLC
Euro High Yield Bond Fund	Janus Henderson Investors US LLC
Global High Yield Bond Fund	Janus Henderson Investors US LLC
Responsible Resources Fund	Janus Henderson Investors (Australia) Institutional Funds Management Limited
Global Property Equities Fund	Janus Henderson Investors (Singapore) Limited Janus Henderson Investors US LLC
Global Smaller Companies Fund	Janus Henderson Investors (Singapore) Limited Janus Henderson Investors US LLC
Global Sustainable Equity Fund	Janus Henderson Investors US LLC Janus Henderson Investors (Jersey) Limited
Japan Opportunities Fund	Janus Henderson Investors (Japan) Limited
Japanese Smaller Companies Fund	Janus Henderson Investors (Singapore) Limited
Total Return Bond Fund	Janus Henderson Investors US LLC Janus Henderson Investors (Australia) Institutional Funds Management Limited
US Sustainable Equity Fund	Janus Henderson Investors US LLC Janus Henderson Investors (Jersey) Limited

The Principal Distributors

The Management Company is a Principal Distributor of the Share Classes of each Fund of the Company. Furthermore, under a distribution agreement between the Management Company and Janus Henderson Investors UK Limited (the "Distribution Agreement") Janus Henderson Investors UK Limited has also been appointed to act as a Principal Distributor of the Share Classes in each Fund of the Company.

The Principal Distributors may delegate at its own cost such functions to any other distributor permitted to be an Authorised Distributor of the Shares by the competent authority in any jurisdiction in which the Shares shall be authorised for public distribution.

The Domicile Agent

Janus Henderson Investors Europe S.A. has been appointed by the Company to provide domicile agency services to the Company. Janus Henderson Investors Europe S.A. is acting as Management Company to the Company and is a management company submitted to Chapter 15 of the Law.

The Depositary

BNP Paribas Securities Services, Luxembourg Branch has been appointed as Depositary by the Company under an agreement (the “Depositary Agreement”).

BNP Paribas Securities Services Luxembourg is a branch of BNP Paribas Securities Services S.C.A, a wholly-owned subsidiary of BNP Paribas S.A. BNP Paribas Securities Services S.C.A is a licensed bank incorporated in France as a Société en Commandite par Actions (partnership limited by shares) under No.552 108 011, authorised by the Autorité de Contrôle Prudentiel et de Résolution (ACPR) and supervised by the Autorité des Marchés Financiers (AMF). It is licensed to carry out banking activities under the terms of the Luxembourg law of 5 April 1993 on the financial services sector and specialises in custody, fund administration and related services.

Subject to local regulatory approvals, as a result of a proposed intragroup merger between BNP Paribas Securities Services S.C.A and its parent company BNP Paribas S.A. on the 1 October 2022, all of the activities of BNP Paribas Securities Services S.C.A will be transferred to BNP Paribas S.A. and BNP Paribas S.A. will assume all the functions and services entrusted to BNP Paribas Securities Services S.C.A and its branches. In the Grand Duchy of Luxembourg, with effect on 1 October 2022, BNP Paribas Securities Services, Luxembourg Branch will cease to exist and BNP Paribas, Luxembourg Branch, as legal successor will continue to act as Depositary under the existing Depositary Agreement.

BNP Paribas, Luxembourg Branch is a branch of BNP Paribas S.A. BNP Paribas S.A. is a licensed bank incorporated in France as a Société Anonyme (public limited company) registered with the Registre du commerce et des sociétés Paris (Trade and Companies’ Register) under number No. 662 042 449, authorised by the ACPR and supervised by the AMF, with its registered address at 16 Boulevard des Italiens, 75009 Paris, France, acting through its Luxembourg branch, whose office is at 60, avenue J.F. Kennedy, L-1855 Luxembourg, Grand-Duchy of Luxembourg, registered with the Luxembourg Trade and Companies’ Register under number B23968 and supervised by CSSF. It is licensed to carry out banking activities under the terms of the Luxembourg law of 5 April 1993 on the financial services sector and specialises in custody, fund administration and related services.

Under the Depositary Agreement the Depositary performs three types of functions, namely (i) the oversight duties (as defined in Article 34(1) of the Law), (ii) the monitoring of the cash flows of the Company (as set out in Article 34(2) of the Law) and (iii) the safekeeping of the Company’s assets (as set out in Article 34(3) of the Law).

The overriding objective of the Depositary is to protect the interests of the Shareholders of the Company, which always prevail over any commercial interests.

Under its oversight duties, the Depositary is required to:

- ensure that the sale, issue, repurchase, redemption and cancellation of Shares effected on behalf of the Company are carried out in accordance with the Law and with the Company’s Articles,
- ensure that the value of Shares is calculated in accordance with the Law and the Company’s Articles,
- carry out the instructions of the Company or the Management Company acting on behalf of the Company, unless they conflict with the Law and/or the Company’s Articles,
- ensure that in transactions involving the Company’s assets, the consideration is remitted to the Company within the usual time limits;
- ensure that the Company’s revenues are allocated in accordance with its Articles.

The Depositary may delegate to third parties the safe-keeping of the Company’s assets subject to the conditions laid down in the applicable laws and regulations and the provisions of the Depositary Agreement. The process of appointing such delegates and their continuing oversight follows the highest quality standards, including the management of any potential conflict of interest that should arise from such an appointment. Such delegates must be subject to effective prudential regulation (including minimum capital requirements, supervision in the jurisdiction concerned and external periodic audit) for the custody of financial instruments. The Depositary’s liability shall not be affected by any such delegation.

A list of these delegates is available on the website www.janushenderson.com. Such list may be updated from time to time. A complete list of all sub-custodians may be obtained, free of charge and upon request, from the Depositary. Updated information on the Depositary's duties and the conflicts of interest that may arise are also available to Investors upon request.

The Administrator

BNP Paribas Securities Services, Luxembourg Branch has been appointed by the Management Company as Administrator under a fund administration agreement (the "Fund Administration Service Agreement"). BNP Paribas, Luxembourg Branch is a branch of BNP Paribas S.A. BNP Paribas S.A. is a licensed bank incorporated in France as a Société Anonyme (public limited company) registered with the Registre du commerce et des sociétés Paris (Trade and Companies' Register) under number No. 662 042 449, authorised by the ACPR and supervised by the AMF, with its registered address at 16 Boulevard des Italiens, 75009 Paris, France, acting through its Luxembourg branch, whose office is at 60, avenue J.F. Kennedy, L-1855 Luxembourg, Grand-Duchy of Luxembourg, registered with the Luxembourg Trade and Companies' Register under number B23968 and supervised by CSSF. It is licensed to carry out banking activities under the terms of the Luxembourg law of 5 April 1993 on the financial services sector and specialises in custody, fund administration and related services.

The Registrar and Transfer Agent

International Financial Data Services (Luxembourg) S.A. has been appointed by the Management Company and the Company as Registrar and Transfer Agent under a registrar and transfer agent agreement (the "Registrar and Transfer Agent Agreement").

Securities Lending Agent

J.P. Morgan SE has been appointed by the Company as Securities Lending Agent under a securities lending agent agreement.

Conflicts of Interest

The Management Company, the Investment Managers, the Sub-Investment Managers, the Principal Distributors, the Administrator, the Depositary, the Securities Lending Agent and the Registrar and Transfer Agent and any of their directors, officers, employees, agents and affiliates may be involved in other financial, investment, distribution or professional activities which may cause conflicts of interest with the Company.

Each will, at all times, have regard in such event to its obligations to the Company, as the case may be, and will endeavour to ensure that such conflicts are resolved fairly. In addition, subject to applicable law, any of the foregoing may deal, as principal or agent, with the Company, provided that such dealings are carried out as if effected on normal commercial terms negotiated on an arm's length basis.

The Management Company, Investment Managers, the Sub-Investment Managers, or any of their affiliates or any person connected with them may invest in, directly or indirectly, or manage or advise other investment funds or accounts which invest in assets which may also be purchased or sold by the Company. Neither the Management Company, the Investment Managers, the Sub-Investment Managers nor any of their affiliates nor any person connected with them is under any obligation to offer investment opportunities of which any of them becomes aware to the Company or to account to the Company in respect of (or share with the Company or inform the Company of) any such transaction or any benefit received by any of them from any such transaction, but will allocate such opportunities on an equitable basis between the Company and other clients.

Please note that this is not a complete list of all potential conflicts of interest involved in an investment in the Company.

The Directors will seek to ensure that any conflict of interest of which they are aware is resolved fairly.

Any conflicts of interest will be disclosed to the extent that arrangements made to manage the conflicts are not sufficient to ensure, with reasonable confidence, that risks of damage to the interests of the Company will be prevented.

Conflicts of interest may arise if and when the Management Company or the Company maintains other business relationships in parallel with the entity acting as Depositary.

Such other business relationships may cover services in relation to:

- Outsourcing/delegation of middle or back office functions (e.g. trade processing, position keeping, post trade investment compliance monitoring, collateral management, OTC valuation, fund administration inclusive of net asset value calculation, transfer agency, fund dealing services) where BNP Paribas S.A. or a member from its group of affiliates act as agent of the Company or the Management Company, or
- Selection of BNP Paribas S.A. or a member of its group of affiliates act as counterparty or ancillary service provider for matters such as foreign exchange execution, bridge financing.

The Depositary is required to ensure that any transaction relating to such business relationships between the Depositary and an entity within the same group as the Depositary is conducted at arm's length and is in the best interests of Shareholders.

In order to address any situations of conflicts of interest arising in respect of its conduct, the Depositary and Administrator has implemented and maintains a management of conflicts of interest policy, aimed at:

- identifying and analysing potential situations of conflicts of interest; and
- recording, managing and monitoring the conflict of interest situations either in:
 - relying on the permanent measures in place to address conflicts of interest such as segregation of duties, separation of reporting lines, insider lists for staff members; or
 - implementing a case-by-case management to (i) take the appropriate preventive measures such as drawing up a new watch list, implementing a new information barrier, (i.e. by separating functionally and hierarchically the performance of its Depositary duties from other activities), making sure that operations are carried out at arm's length and/or informing the concerned Shareholders of the Company, or (ii) refuse to carry out the activity giving rise to the conflict of interest;
 - Implementing a deontological policy;
 - Recording of a cartography of conflicts of interest permitting to create an inventory of the permanent measures put in place to protect the Company's interests; or
 - Setting-up internal procedures in relation to, for instance (i) the appointment of service providers which may generate conflicts of interests, (ii) new products/activities of the Depositary in order to assess any situation entailing a conflict of interest.

In the event that such conflicts of interest do arise, the Depositary will undertake to use its reasonable endeavors to resolve any such conflicts of interest fairly (having regard to its respective obligations and duties) and to ensure that the Company and the Shareholders are fairly treated.

A potential risk of conflicts of interest may occur in situations where the delegates may enter into or have a separate commercial and/or business relationship with the Depositary in parallel to the custody delegation relationship. In order to prevent such potential conflicts of interest from crystalizing, the Depositary has implemented and maintains an internal organisation whereby such separate commercial and / or business relationships have no bearings on the choice of the delegate or the monitoring of the delegates' performance under the delegation agreement.

Best Execution

The Management Company, Investment Managers and Sub-Investment Managers are required to ensure Shareholders' best interests are served when dealing and placing dealing instructions with other firms. The quality of the execution arrangements is monitored and changes are promptly made where necessary. Further details relating to the best execution policy is available upon request from the Management Company.

Fees, Charges and Expenses

Initial Charge

A Principal Distributor is entitled to receive an initial charge which, unless otherwise notified, will not exceed 5% of the total amount invested by an investor (which equals a maximum of 5.26% of the net asset value of the Shares) on the issue of Class A, Class AB, Class F, Class H, Class HB, Class Q, Class R, Class S Class SA, Class SB and Class X Shares for all Funds and Class B, Class C, Class E, Class G, Class GU, Class I, Class IB, Class IU, Class IF and Class M Shares for the below Funds:

- Asia-Pacific Property Income Fund
- Biotechnology Fund
- China A-Share Fund
- China Opportunities Fund
- Emerging Market Corporate Bond Fund
- Emerging Markets Debt Hard Currency Fund
- Emerging Markets Innovation Fund
- Global Property Equities Fund
- Global Smaller Companies Fund
- Global Sustainable Equity Fund
- Global Technology Leaders Fund
- Responsible Resources Fund
- Japanese Smaller Companies Fund
- Pan European Absolute Return Fund
- Pan European Property Equities Fund
- Pan European Smaller Companies Fund
- Strategic Bond Fund
- Sustainable Future Technologies Fund
- US Sustainable Equity Fund

An alternative initial charge is payable on Class T and further details are outlined under 'CDSC' below.

Except for the Funds stated above, no initial charge is payable on Class E, Class G, Class GU, Class I, Class IU, Class IF, Class B, Class C and Class M Shares.

No initial charge is payable on Class Z of any Fund.

The initial charge is a maximum figure and may be waived, at the discretion of a Principal Distributor, in whole or in part. A Principal Distributor may in conjunction with each Authorised Distributor agree the proportion of the initial charge to be retained by the Authorised Distributor.

An up-to-date list of the share classes available for the Funds can be obtained from the website www.janushenderson.com or from the registered office of the Company.

CDSC

An alternative initial charge is payable on Class T Shares and is calculated with reference to:

1. The lower of the value of the shares at initial subscription or the point of redemption; and
2. the applicable CDSC percentage rate based on the holding period (a share is deemed to age one year on each anniversary from its date of purchase), as outlined in the table below.

Year(s) since Class T Share Subscription	Class T Share CDSC Charge (%)
First Year	3.00
Second Year	2.00
Third Year	1.00
Thereafter	0.00

A CDSC is levied on any Class T Share redeemed within three years of subscription. Shares will be redeemed on a first in, first out basis, so that the first Class T Shares redeemed are the shares of the Fund that have been held for the longest period.

At the end of the CDSC holding period, Shareholders in Class T Shares will automatically be switched into shares of the equivalent Class A Share of the same Fund, free of charge at the next scheduled monthly conversion date (to be fixed by the Management Company) after the third anniversary of issue. This conversion may give rise to tax liability for investors in certain jurisdictions.

The CDSC may be waived, at the discretion of a Principal Distributor, in whole or in part. Any CDSC collected shall be payable to the Management Company for onward transmission to the relevant Distributor or, where the Management Company is acting in its capacity as Distributor, retained by the Management Company.

There is no CDSC imposed on:

1. the redemption of distributing Class T Shares purchased through the reinvestment of distributions on Class T Shares of funds making distributions; or
2. Shareholders in Class T Shares that switch all or part of their shareholdings to another Class T Share in the same Fund, or another Class T Share of a different Fund in the Company, will not trigger CDSC. In such cases, the CDSC holding period is transferred to the receiving Class T Share at the point of switch and associated rights are preserved.

In determining whether a CDSC is payable on any redemption, each Fund assumes for each Shareholder that Shares not subject to any charge are redeemed first, followed by Shares held longest during the three-year period.

Trading Fee

A Principal Distributor reserves the right to impose a trading fee of up to 1% of the gross amount being redeemed on the redemption of any Share Class which is redeemed up to 90 calendar days after such Shares have been purchased. Shareholders should be aware that if they have subscribed for Shares in the Company in the last 90 calendar days from the day of redemption, they may be subject to such trading fee notwithstanding that some of their Shares were subscribed more than 90 calendar days ago. The Principal Distributor shall pay on such trading fee to the Company. For the avoidance of doubt, when Shares are redeemed by switching between Funds, the switching fee not the trading fee will apply. The charge will be made for the benefit of the Funds and affected shareholders will be warned in advance if such a fee is likely to be charged.

Switching Charge

A Principal Distributor reserves the right to charge Shareholders up to 1% of the gross amount being switched between Funds.

Management Fees

The management fee is payable out of the assets of the Fund in respect of all Share Classes. The management fee accrues daily and is paid monthly in arrears at the rates set out below, such percentages being per annum on the total net assets of the relevant Fund.

Funds	Class A and Class T Shares (%)	Class X Shares (%)	Class H Shares (%)	Class I Shares (%)	Class G Shares (%)	Class C Shares (%)
Specialist Funds						
Asia-Pacific Property Income Fund	1.20	1.20	0.60	1.00	0.85	1.50
Biotechnology Fund	1.20	1.20	0.75	n/a	n/a	1.50
China A-Share Fund	1.20	1.20	0.60	1.00	0.85	n/a
China Opportunities Fund	1.20	1.20	0.60	1.00	n/a	1.50

Emerging Markets Innovation Fund	1.20	1.20	0.60	n/a	n/a	1.50
Responsible Resources Fund	1.20	1.20	0.60	1.00	0.85	1.50
Global Property Equities Fund	1.20	1.20	0.60	1.00	0.85	1.50
Global Smaller Companies Fund	1.20	1.20	0.60	n/a	n/a	1.50
Global Sustainable Equity Fund	1.20	1.20	0.60	n/a	n/a	1.50
Global Technology Leaders Fund	1.20	1.20	0.60	1.00	0.85	1.20
Japanese Smaller Companies Fund	1.20	1.20	0.60	1.00	0.85	1.50
Global Multi-Asset Fund	1.00	1.00	0.50	n/a	n/a	1.50
Pan European Absolute Return Fund	1.20	1.20	0.75	1.00	n/a	1.50
Pan European Property Equities Fund	1.20	1.20	0.60	1.00	0.85	1.50
Pan European Smaller Companies Fund	1.20	1.20	0.60	1.00	n/a	1.50
Sustainable Future Technologies Fund	1.20	1.20	0.70	n/a	n/a	n/a
US Sustainable Equity Fund	1.20	1.20	0.60	n/a	n/a	n/a
Regional Funds						
Asian Dividend Income Fund	1.20	1.20	0.60	1.00	0.85	1.50
Asian Growth Fund	1.20	1.20	0.60	1.00	0.85	1.50
Euroland Fund	1.20	1.20	0.60	1.00	0.70	1.50
European Growth Fund	1.20	1.20	0.60	1.00	0.85	1.50
Japan Opportunities Fund	1.20	1.20	0.60	1.00	0.85	1.50
Pan European Equity Fund	1.20	1.20	0.60	1.00	0.70	1.20
Bond Funds						
Emerging Market Corporate Bond Fund	0.75	1.00	0.38	0.75	n/a	1.00
Emerging Markets Debt Hard Currency Fund	0.75	1.00	0.38	n/a	n/a	n/a
Euro Corporate Bond Fund	0.75	0.75	0.38	0.75	0.40	1.00
Euro High Yield Bond Fund	0.75	0.75	0.38	0.75	n/a	1.00
Global High Yield Bond Fund	0.75	0.75	0.38	0.75	n/a	1.00
Strategic Bond Fund	0.75	0.75	0.38	n/a	n/a	n/a
Total Return Bond Fund	0.75	1.00	0.38	0.75	0.65	n/a

Investment is at the discretion of the Directors.

Under the Fund Management Company Agreement, the management fee for Class A, Class T and Class X Shares may be increased with the consent of the Directors, to a maximum rate of 1.50% in respect of any Fund. If the management fee actually charged in respect of any Fund is increased within the limit of the aforesaid maximum, Shareholders of the relevant Fund will be notified of the increase three months before the increase becomes effective and may redeem or switch their Shares during this period free of charges.

In respect of Class AB Shares, the management fee will be up to 1.50% per annum on the total net assets of the relevant Share Class.

In respect of Class B Shares, the management fee will be 1.00% per annum on the total net assets of the relevant Share Class.

In respect of Class E Shares, the management fee will be up to 0.95% per annum on the total net assets of the relevant Share Class.

In respect of Class F Shares, the management fee will be up to 2.00% per annum on the total net assets of the relevant Share Class.

In respect of Class GU Shares, the management fee will be up to 0.95% per annum on the total net assets of the relevant Share Class.

In respect of Class HB Shares, the management fee will be 1.00% per annum on the total net assets of the relevant Share Class.

In respect of Class IB Shares, the management fee will be 1.00% per annum on the total net assets of the relevant Share Class.

In respect of Class IU Shares, the management fee will be up to 1.00% per annum on the total net assets of the relevant Share Class.

In respect of Class IF Shares, the management fee will be up to 2.00% per annum on the total net assets of the relevant Share Class.

In respect of Class M Shares, for Specialist Funds and Regional Funds the management fee will be 1.00% per annum on the total net assets of the relevant Share Class and for Bond Funds the management fee will be up to 1.00% per annum on the total net assets of the relevant Share Class.

In respect of Class Q Shares, the management fee will be up to 2.00% per annum on the total net assets of the relevant Share Class.

In respect of Class R Shares, the management fee will be 1.75% per annum on the total net assets of the relevant Share Class.

In respect of Class S Shares, the management fee will be up to 2.00% per annum on the total net assets of the relevant Share Class.

In respect of Class SA Shares, the management fee will be up to 2.00% per annum on the total net assets of the relevant Share Class.

In respect of Class SB Shares, the management fee will be up to 2.00% per annum on the total net assets of the relevant Share Class.

The management fee for Class Z Shares is agreed between the investor and the Company and is not payable out of the total net assets of the relevant Fund.

Performance Fees

Technical Terms

“Net Asset Value per Share” or “NAV” means the published price per Share of the relevant Share Class.

“Current Day Net Asset Value per Share” or “Current Day NAV” means the NAV before any change to Performance Fee accrual on that day.

“Gross Net Asset Value per Share” or **“Gross NAV”** means the NAV before any deduction is made for any Performance Fee accrual but after the deduction of all other Fees, Charges and Expenses included in the NAV.

“Crystallisation” or **“Crystallise”** means the point at which any Performance Fee becomes payable to the Investment Manager.

“High Water Mark” or **“HWM”** means the initial launch price of the Share Class for the first Crystallisation Period or, in subsequent Crystallisation Periods, the NAV at the end of the last Crystallisation Period where Crystallisation occurs and a Performance Fee is paid. The High Water Mark is adjusted for any distribution paid.

“Crystallisation Period” for the relevant Share Class of each Fund is the 12 month period starting 1 July and ending 30 June the following year.

“Hurdle Rate” means a rate of return that the relevant Share Class must achieve before it can charge a Performance Fee. It may be a set percentage or it may be referenced to a financial rate or index.

“Hurdle NAV” is calculated by applying the relevant Share Class’ Hurdle Rate to the High Water Mark and is used in combination with the High Water Mark to determine whether a Performance Fee can be accrued.

At the start of the Crystallisation Period the Hurdle NAV will equal the High Water Mark. Thereafter, the Hurdle NAV will be calculated by multiplying the prior day Hurdle NAV by the daily hurdle rate of return.

Overview of Performance Fee Features

A Performance Fee is payable out of the assets of the Fund in respect of Class A, Class AB, Class E, Class F, Class G, Class GU, Class H, Class HB, Class I, Class IB, Class IU, Class IF, Class Q, Class S, Class SB, Class T and Class X Shares of the below Funds:

- Asia-Pacific Property Income Fund
- Biotechnology Fund
- Emerging Markets Innovation Fund
- Responsible Resources Fund
- Global Property Equities Fund
- Global Smaller Companies Fund
- Global Technology Leaders Fund
- Japanese Smaller Companies Fund
- Pan European Absolute Return Fund
- Pan European Property Equities Fund
- Pan European Smaller Companies Fund
- Asian Dividend Income Fund
- Asian Growth Fund
- Euroland Fund
- European Growth Fund
- Japan Opportunities Fund
- Pan European Equity Fund

No Performance Fee is payable on Class B, Class C, Class M, Class R, Class SA and Class Z Shares.

On a daily basis, as at each Valuation Point, the relevant Share Classes of the above Funds may accrue a Performance Fee of 10% (save for the relevant Share Classes of the Biotechnology Fund and the Pan European Absolute Return Fund where the Performance Fee rate is 20%) of the outperformance of the Share Class relative to the Hurdle NAV (subject to the High Water Mark).

The performance reference period for each Share Class is the whole life of the Share Class (i.e. from launch until termination).

The NAV differs between Share Classes of a Fund, therefore separate Performance Fee calculations will be carried out at the Share Class level, leading to different amounts of Performance Fees payable. The Performance Fee accrues daily on the Share Class and any accrued Performance Fee is included in the daily calculation of the NAV.

The Performance Fee may Crystallise at the end of each Crystallisation Period and also on net redemption on a Dealing Day. Any accrued Performance Fee in respect of a net redemption on a Dealing Day will no longer form part of the performance fee accrual within the Share Class and will be paid to the Investment Manager as soon as practicable, as opposed to payment of all aggregate accrued Performance Fee at the end of the relevant Crystallisation Period.

For all Base Currency and Unhedged Share Classes, the Performance Fee will be calculated with reference to the returns of the NAV and the Hurdle NAV in the Base Currency of the relevant Fund.

Unhedged Share Classes may be subject to exchange rate movements which may lead to differences in performance between the relevant Unhedged Share Class and the relevant Base Currency Share Class. In certain circumstances, the relevant Unhedged Share Class may incur a Performance Fee even if the relevant Unhedged Share Class did not receive a positive return.

For Hedged Share Classes, with the exception of the Hedged Share Classes of the Pan European Absolute Return Fund, the Performance Fee will be calculated with reference to the return of the NAV in the relevant Share Class Currency and the return of the Hurdle NAV in the Base Currency of the relevant Fund.

For Hedged Share Classes of the Pan European Absolute Return Fund, the Performance Fee will be calculated with reference to the returns of the NAV and the Hurdle NAV in the relevant Share Class Currency.

In certain circumstances the performance of the Hedged Share Class may fluctuate and may significantly differ from the Base Currency of the relevant Fund due to the fluctuation of the interest rate differential between the Hedged Share Class currency and the Base Currency of the relevant Fund. This may lead to differences in performance and could result in a Performance Fee being calculated on the Hedged Share Class but not on the Base Currency Share Class of the relevant Fund.

For the purposes of clarification, where a dilution adjustment or a fair value adjustment has been applied to the NAV, this will be excluded for the purposes of the Performance Fee calculation.

Performance Fee Calculation Methodology

Daily Accrual

At each Valuation Point, the Performance Fee accrual adjustment is calculated by comparing the difference between the prior day's NAV and the Current Day NAV, with the change in the relevant Hurdle NAV, multiplied by the number of Shares in issue at that Valuation Point.

A Performance Fee is accrued where the NAV outperforms the relevant Hurdle NAV (subject to the High Water Mark).

The Performance Fee accrual will never fall below zero.

The cumulative Performance Fee accrual adjustments from the beginning of the Crystallisation Period will be included in the calculation of the NAV of each Share Class on that day. Accrual adjustments will also be made to reflect the impact of net cashflows.

The maximum Performance Fee accrual at each Valuation Point is capped at the Performance Fee percentage rate multiplied by (i) the difference between the Gross NAV and the higher of the High Water Mark and the Hurdle NAV and (ii) the number of Shares in issue at that Valuation Point.

Crystallisation Period End

If at the end of a Crystallisation Period, the Gross NAV is above the High Water Mark and the Hurdle NAV, a Performance Fee may be accrued and Crystallised.

If at the end of a Crystallisation Period, the Gross NAV is below the Hurdle NAV or the High Water Mark, no Performance Fee will be accrued until the Gross NAV rises above both the High Water Mark and the Hurdle NAV.

Should a Performance Fee not Crystallise at the end of a Crystallisation Period, any underperformance is carried into the new Crystallisation Period. The High Water Mark for the purpose of calculating the Performance Fee in the new Crystallisation Period will be the relevant High Water Mark as at the date when a Performance Fee was last paid.

Payment/Crystallisation

Crystallisation of the Performance Fee may occur on any net redemption on a Dealing Day in respect of the redeemed Shares and on the last Dealing Day of each Crystallisation Period, in both cases provided that the relevant conditions have been met as described in the “Performance Fee Calculation Methodology” sub-section of this section. Any Performance Fee accrued within the relevant Share Class at that point is due to the Investment Manager and is paid as soon as practicable.

The Performance Fee Crystallised on net redemptions in respect of the redeemed Shares will be calculated on a pro rata basis with reference to the total Performance Fee accrued as at the redemption date. Once the Performance Fee has Crystallised, no refund will be made in respect of any Performance Fee paid out at that point even if the NAV of the relevant Share Class subsequently falls below the High Water Mark and/or the Hurdle NAV.

High Water Mark

The High Water Mark represents the highest NAV achieved in respect of a Share Class and is designed to ensure that investors will not be charged a Performance Fee in respect of any Dealing Day on which the NAV is below the highest level achieved. A Hurdle rate (which may be a set percentage or reference to a financial rate or index) will be applied to the High Water Mark in determining the Hurdle NAV. A Performance Fee is only charged where the NAV has increased above both the High Water Mark and the Hurdle NAV.

A High Water Mark cannot be reset downwards except to reflect any distribution that is paid.

So if, at the end of the Crystallisation Period, the NAV has fallen below the High Water Mark, then the High Water Mark will remain unchanged until the relevant Share Class is no longer underperforming (i.e. the High Water Mark for the purpose of calculating the Performance Fee in the new Crystallisation Period will be the relevant High Water Mark as at the date when a Performance Fee was last paid).

Worked Examples

The following examples are for illustrative purposes only and are intended as an aid to understanding how the Performance Fee will work in practice and cover the impact of fluctuations within two consecutive Crystallisation Periods during a sample two-year period. These examples are not a representation of the actual performance of the Funds or of the Hurdle NAV.

Please also note the following parameters or assumptions used in the examples below for illustration purposes:

- four valuation points occur in each of the illustrated Crystallisation Periods. In practice, the Fund is valued on a daily basis;
- the Performance Fee percentage is set at 10% of the outperformance of the NAV of the relevant Share Class relative to the Hurdle NAV (subject to the High Water Mark) as in the case of all relevant Funds which may charge a Performance Fee (save for the Biotechnology Fund and the Pan European Absolute Return Fund where the Performance Fee percentage is 20%).

Crystallisation Period 1

Items	Valuation Point	1	2	3	4
A.	Current Day NAV	€ 1.0000	€ 1.1000	€ 0.9602	€ 1.0500
B.					

	Current Day NAV performance (i.e. item A as at the relevant Valuation Point – item G as at the previous Valuation Point)		€ 0.1000	-€ 0.1300	€ 0.0800
	Gross NAV	€ 1.0000	€ 1.1000	€ 0.9700	€ 1.0500
	High Water Mark	€ 1.0000	€ 1.0000	€ 1.0000	€ 1.0000
C.	Hurdle NAV	€ 1.0000	€ 1.0020	€ 0.9990	€ 1.0020
D.	Hurdle NAV performance (i.e. item C as at the relevant Valuation Point – item C as at the previous Valuation Point)		€ 0.0020	-€ 0.0030	€ 0.0030
E.	Outperformance (i.e. item B – item D both as at the relevant Valuation Point)		€ 0.0980	-€ 0.1270	€ 0.0770
F.	Cumulative outperformance (i.e. item E as at the relevant valuation point + item F as at the previous valuation point)		€ 0.0980	-€ 0.0290	€ 0.0480
	Performance Fee based on relative performance (10% of cumulative outperformance)		€ 0.0098	€ 0.0000	€ 0.0048
	Maximum Performance Fee		€ 0.0098	€ 0.0000	€ 0.0048
	Performance Fee accrued		€ 0.0098	€ 0.0000	€ 0.0048
G.	NAV	€ 1.0000	€ 1.0902	€ 0.9700	€ 1.0452

No account is taken of the impact of initial charges in these examples.

Valuation point 1

At the start of the Crystallisation Period, the NAV of the particular Share Class is €1.0000, the Current Day NAV is €1.0000 and the High Water Mark and Hurdle NAV is €1.0000.

Valuation point 2

At valuation point 2, the Current Day NAV has risen to €1.1000, a performance of €0.1000 compared to the NAV at valuation point 1. The Hurdle NAV has increased to €1.0020, a performance of €0.0020 from valuation point 1. The Current Day NAV has outperformed the Hurdle NAV by €0.0980 and a Performance Fee of

€0.0098 will be accrued (10% of €0.0980). This Performance Fee is accrued in the Share Class resulting in a NAV of €1.0902. An investor buying Shares at this point will pay €1.0902 per Share.

Valuation point 3

At valuation point 3, the Current Day NAV has fallen by €0.1300 to €0.9602 from a NAV of €1.0902. The Hurdle NAV has fallen €0.0030 from €1.0020 to €0.9990. The Current Day NAV has underperformed the Hurdle NAV at this valuation point by €0.1270 and cumulatively over the Crystallisation Period by €0.0290. As the Share Class has underperformed the Hurdle NAV over the Crystallisation Period, the Performance Fee accrued to this point (€0.0098) is no longer due. This means the NAV will now be €0.9700. Consequently, if an investor subscribes at valuation point 1 or valuation point 2 and redeems at this valuation point, they will receive less than they initially invested but will not have paid any Performance Fee.

Valuation point 4

At valuation point 4, the Current Day NAV has risen to €1.0500, a performance of €0.0800 compared to the NAV at valuation point 3. The Hurdle NAV has risen by €0.0030 from €0.9990 to €1.0020. The Current Day NAV and the Gross NAV have both outperformed the Hurdle NAV by €0.0770 at this valuation point and have both outperformed the Hurdle NAV by €0.0480 over the Crystallisation Period. The total Performance Fee accrued is €0.0048 (10% of €0.0480). As this is the end of the Crystallisation Period the Performance Fee of €0.0048 will be Crystallised and paid to the Investment Manager.

Impact of worked examples on individual investors

If we examine the case of three separate investors, the respective impacts will be as follows:

Investor A

Investor A invested at valuation point 1 and held their Shares throughout the Crystallisation Period.

The Shares acquired by the Investor A at a NAV of €1.0000 will incur a Performance Fee of €0.0048 per Share at valuation point 4 due to the outperformance of €0.0480 in the Current Day NAV above the Hurdle NAV over the Crystallisation Period.

Investor B

Investor B invested at valuation point 1 and sold their Shares at valuation point 2

The Shares acquired by Investor B at a NAV of €1.0000 and sold at a NAV of €1.0902 at valuation point 2 have incurred a total Performance Fee of €0.0098 due to the outperformance of €0.0980 in the Current Day NAV above the Hurdle NAV at this valuation point in the Crystallisation Period. If at this valuation point, there are net redemptions, the accrued Performance Fee in relation to the net redemptions will Crystallise and will be paid to the Investment Manager as soon as practicable.

Investor C

Investor C invested at valuation point 3 and held their Shares until valuation point 4

The Shares acquired by Investor C at a NAV of €0.9700 at valuation point 3 have increased in value by €0.0800 to a Current Day NAV of €1.0500 at valuation point 4. However, they will only incur a Performance Fee on the cumulative outperformance over the Crystallisation Period of €0.0480 rather than their actual outperformance received at that valuation point of €0.0770. The Performance Fee paid will be €0.0048 (10% of €0.0480).

High Water Mark and Hurdle NAV Reset

Since valuation point 4 is the end of the Crystallisation Period, the cumulative accrual for the Performance Fee has now Crystallised and the High Water Mark is reset at €1.0452 per Share. The Hurdle NAV is also reset at €1.0452 per Share. The Performance Fee Crystallised at this point will not be refunded even if the NAV of the relevant Share Class falls below the reset High Water Mark and/or Hurdle NAV, although no Performance Fee

will be accrued in the new Crystallisation Period until the new Hurdle NAV and the new High Water Mark is exceeded.

Crystallisation Period 2

Items	Valuation Point	5	6	7	8
A.	Current Day NAV	€ 1.0452	€ 1.2352	€ 1.3212	€ 1.0062
B.	Current Day NAV performance (i.e. item A as at the relevant Valuation Point – item G as at the previous Valuation Point)		€ 0.1900	€ 0.1000	-€ 0.3000
	Gross NAV	€ 1.0452	€ 1.2352	€ 1.3352	€ 1.0352
	High Water Mark	€ 1.0452	€ 1.0452	€ 1.0452	€ 1.0452
C.	Hurdle NAV	€ 1.0452	€ 1.0952	€ 0.9952	€ 0.8952
D.	Hurdle NAV performance (i.e. item C as at the relevant Valuation Point – item C as at the previous Valuation Point)		€ 0.0500	-€ 0.1000	-€ 0.1000
E.	Outperformance (i.e. item B – item D both as at the relevant Valuation Point)		€ 0.1400	€ 0.2000	-€ 0.2000
F	Cumulative outperformance (i.e. item E as at the relevant valuation point + item F as at the previous valuation point)		€ 0.1400	€ 0.3400	€ 0.1400
	Performance Fee based on relative performance (10% of cumulative outperformance)		€ 0.0140	€ 0.0340	€ 0.0140
	Maximum Performance Fee		€ 0.0140	€ 0.0290	€ 0.0000
	Performance Fee accrued		€ 0.0140	€ 0.0290	€ 0.0000
G.	NAV	€ 1.0452	€ 1.2212	€ 1.3062	€ 1.0352

Valuation point 5

At valuation point 5, which is immediately after valuation point 4, the NAV of the particular Share Class is €1.0452 and the High Water Mark and Hurdle NAV have been reset to €1.0452 per Share.

Valuation point 6

At valuation point 6, the Current Day NAV has risen to €1.2352, a performance of €0.1900 compared to the NAV at valuation point 5. The Hurdle NAV has increased by €0.05 to €1.0952 from valuation point 5. The Current Day NAV has outperformed the Hurdle NAV by €0.1400 and a Performance Fee of €0.0140 will be accrued (10% of €0.1400). This Performance Fee is accrued in the Share Class resulting in a NAV of €1.2212. An investor buying Shares at this point will pay €1.2212 per Share.

Valuation point 7

At valuation point 7, the Current Day NAV has risen by €0.1000 to €1.3212 from a NAV of €1.2212. The Hurdle NAV has fallen €0.1000 to €0.9952 and is now below the High Water Mark. On a relative basis the Current Day NAV has outperformed the Hurdle NAV at this valuation point by €0.2000 and by €0.3400 over the Crystallisation Period. As the Hurdle NAV is now below the High Water Mark, the maximum Performance Fee calculation is now applicable. The maximum Performance Fee calculation will ensure that the Performance Fee is based on the positive return of the Gross NAV over the High Water Mark only. The maximum Performance Fee in this case is the Gross NAV minus the High Water Mark multiplied by 10%. The Performance Fee accrued for this valuation point will be €0.0290 (€1.3352 minus €1.0452 multiplied by 10%). This Performance Fee is accrued in the Share Class resulting in a NAV of €1.3062.

Valuation point 8

At valuation point 8 the Current Day NAV has fallen by €0.3000 to €1.0062 from a NAV of €1.3062. The Hurdle NAV has fallen by €0.1000 to €0.8952. The Current Day NAV has underperformed the Hurdle NAV by €0.2000 at the valuation point and has outperformed the Hurdle NAV by €0.1400 over the Crystallisation Period. Although the Current Day NAV and Gross NAV have outperformed the Hurdle NAV over the Crystallisation Period, the Gross NAV is under the High Water Mark and a Performance Fee will not be paid.

Impact of worked examples on individual investors

If we examine the case of three separate investors the respective impacts would be as follows:

Investor D

Investor D held their Shares throughout the Crystallisation Period.

The NAV of the Shares held by Investor D was €1.0452 at the beginning of the Crystallisation Period and the Gross NAV was €1.0352 at the end of the Crystallisation Period. As the Gross NAV is under the High Water Mark of €1.0452, no performance fee is payable.

No Performance Fee is therefore payable in respect of this Crystallisation Period as illustrated in valuation point 8 above. Accordingly, Investor D will not have paid a Performance Fee.

Investor E

Investor E invested at valuation point 6 and sold their Shares at valuation point 7

The Shares acquired by Investor E at €1.2212 per Share at valuation point 6 and sold at €1.3062 per Share at valuation point 7 will see the increase of the Performance Fee accrual from €0.0140 per Share (as it was at valuation point 6) to €0.0290 per Share. If on this valuation point, there are net redemptions, the accrued Performance Fee in relation to the net redemptions will Crystallise and will be paid to the Investment Manager as soon as practicable.

Investor F

Investor F also invested at valuation point 6 and held their Shares until valuation point 8.

The NAV of the Shares acquired by Investor F was €1.2212 at valuation point 6 and the Gross NAV was €1.0352 at the end of the Crystallisation Period. As the Gross NAV is under the High Water Mark of €1.0452, no performance fee is payable.

No Performance Fee is therefore payable in respect of this Crystallisation Period as illustrated in valuation point 8 above. Accordingly, Investor F will not have paid a Performance Fee.

Further Information

The above examples are for illustrative purposes only and attempt to demonstrate the Performance Fee methodology that would be used during a sample 2-year period assuming that net redemption / subscription levels are not large. Large purchases and redemptions can cause distortions to the Performance Fee accrual. The Investment Manager may choose to use certain techniques to avoid material distortions. The examples set out above are not a representation of the actual performance of a Fund or the relevant Share Class.

Investors should be aware that the Funds are designed for long term investment.

Additional Fees and Expenses

Shareholders will be subject to the following additional fees and expenses set out in detail below.

Shareholders of Class A, Class AB, Class B, Class E, Class F, Class GU, Class H, Class HB, Class IB, Class IU, Class IF, Class R, Class S, Class SA, Class SB, Class T, Class X, or Class Z Shares will be charged such additional fees and expenses in addition to the relevant management fee set out in “Management Fees” above.

Additional fees and expenses will be charged to Shareholders of Class C, Class G, Class I, Class M and Class Q Shares as part of the management fee set out in “Management Fees” above, except for fees mentioned in sub-paragraph (j) below, which will be specifically charged in addition to the relevant management fee. Any additional fees and expenses below (except for fees in sub-paragraph (j)) that the Company cannot recover from the Shareholders of Class C, Class G, Class I, Class M and Class Q Shares through the management fee shall be borne by the Investment Manager.

(a) Shareholder Servicing Fee

A shareholder servicing fee is payable from the assets of each Fund at the rate of 0.50% per annum for Class A, Class F, Class T and Class X Shares and 0.30% per annum for Class H, Class SA and Class SB Shares of the Regional and Specialist Funds (save for the Global Multi-Asset Fund) and 0.25% per annum for the Global Multi-Asset Fund and the Bond Funds of the Fund's average total net assets.

This fee is accrued daily and payable monthly in arrears. This fee is payable to the Principal Distributors for the provision of the following services: responding to existing Investors' queries, maintenance of records of shareholders' accounts, issuance and delivery of periodic account statements to shareholders and assistance in handling purchases, exchanges and redemption of shares.

No shareholder servicing fees are payable on in respect of all other Share Classes of the relevant Funds.

(b) Distribution Fee

A distribution fee is payable on Class X Shares from the assets of each Fund at the annual rate of 0.60% per annum in respect of the Regional and Specialist Funds and 0.35% per annum in respect of the Bond Funds of the relevant Fund's average total net assets.

A distribution fee is also payable on Class T Shares from the assets of each Fund at the annual rate of 1.00% per annum.

The distribution fee accrues daily and is payable monthly in arrears. This fee is payable to the Authorised Distributor as compensation for providing distribution-related services to the Funds with respect to Class T and Class X Shares. The Principal Distributor may in conjunction with each Authorised Distributor agree the proportion of the distribution fee to be retained by the Authorised Distributor with respect to Class T Shares. The Class X Shares distribution fee is retained in full by the Authorised Distributor.

(c) General

The Management Company and/or a Principal Distributor may discount or share the whole or any part of the charges or fees outlined above with the Administrator, Registrar and Transfer Agent, Authorised Distributors or other intermediary or investor. In addition, the Management Company and/or a Principal Distributor may

waive any of the charges or fees outlined above, in whole or in part, which the Management Company and/or a Principal Distributor is respectively entitled to receive.

Further, the Investment Manager may discount the whole or any part of the charges or fees outlined above to the Authorised Distributor or other intermediary or investor.

(d) Depositary and Custody Fees and Expenses

The Depositary is entitled to receive out of the assets of each Fund, fees in consideration for providing services to it, along with such out-of-pocket expenses and disbursements as are deemed reasonable and customary by the Directors.

The Depositary is entitled to receive out of the assets of each Fund, a fee for fiduciary services, which is set at a rate of 0.006% per annum on the total net assets of the relevant Fund (subject to a minimum fee of GBP1,200 (USD 1,800) per Fund). This fee is accrued daily and is paid monthly in arrears.

The Depositary is also entitled to receive out of the assets of the Fund, custody fees comprising asset-based fees and transaction-based fees that vary depending on the market in which a particular Fund invests; these fees will not exceed 0.65% per annum of the value of the assets of the relevant Fund and GBP120 (USD190) per transaction respectively. Both fees are paid monthly in arrears.

The actual fees paid will be disclosed in the semi-annual and annual reports of the Company.

(e) Registrar and Transfer Agent Fees and Expenses

The Registrar and Transfer Agent is entitled to receive out of the assets of each Fund, fees in consideration for providing registrar agency services to the Company along with such out-of-pocket expenses and disbursements as are deemed reasonable and customary by the Directors. The fees of the Registrar Agent comprise transaction based fees and asset based fees and do not exceed 0.12% p.a. of the total net assets of the relevant Fund. The actual fees paid will be disclosed in the semi-annual and annual reports of the Company.

(f) Administration Fees and Expenses

The Administrator is entitled to receive out of the assets of each Fund, fees in consideration for providing administration services to the Company along with such out-of-pocket expenses and disbursements as are deemed reasonable and customary by the Directors. The fees of the Administrator comprise transaction based fees and asset based fees and do not exceed 0.18% p.a. of the total net assets of the relevant Fund. The actual fees paid will be disclosed in the semi-annual and annual reports of the Company.

(g) Directors' Fees

Those Directors who are not employees of Janus Henderson Group and its affiliates may each receive a remuneration, including an annual fee out of the assets of each Fund, which shall be approved or ratified by the Shareholders. The actual fees paid will be disclosed in the semi-annual and annual reports of the Company.

(h) Allocation of Charges and Expenses

Each Share Class of each Fund is charged with all costs and expenses attributable to it. Such costs may be amortised over such period as the Directors may determine but not in excess of five years. Costs and expenses not attributable to a particular Class or Fund are allocated between all of the Classes of Shares pro rata to their respective net asset values.

In the case of amortised costs allocated pro rata, the Directors reserve the right to recalculate such allocation over the course of the amortisation period if they believe that such is fair and equitable in the light of the changes in Funds' respective net asset values.

(i) Other Expenses

The Company will pay, as far as allowable under applicable regulations, all other operating expenses which include, without limitation, taxes, expenses for legal and auditing services, printing Shareholders' reports, Prospectuses, all reasonable out of pocket expenses of the Directors, registration fees and other expenses due to supervisory authorities and local, regulatory and tax representatives appointed in various jurisdictions, insurance, interest costs, brokerage fees and costs. The Company will also pay fees or other charges levied in respect of the provision and use of benchmarks, dividend and redemption payment costs and the costs of

publication of the net asset value or other Fund information, including, but not limited to, that required to be published by any regulatory authority.

(j) Fees related to investing in Collective Investment Schemes

Where a Fund may invest all or substantially all of its assets in Collective Investment Schemes, there may be additional costs of investing in the underlying funds ("underlying funds' TERs") which could increase the TER and/or Ongoing Charges of the Fund. Accordingly, the Fund's TER and/or Ongoing Charge will include a synthetic element reflecting these underlying funds' TERs and all Share Classes of the Fund will incur such additional costs. The actual fees paid will be disclosed in the semi-annual and annual reports of the Company.

Where a Fund invests in the units of other Collective Investment Schemes that are managed, directly or by delegation, by the same Investment Manager or by the same management company or by any other company with which the Investment Manager or by the management company is linked by common management or control, or by a substantial direct or indirect holding (i.e. more than 10% of the capital or voting rights), no subscription, redemption and/or management fees may be charged to the Company on its investment in the units of such other Collective Investment Schemes.

Taxation

The following is based on advice received by the Company regarding certain laws and practice in force at the date of this Prospectus in the Grand Duchy of Luxembourg, the People's Republic of China, the United States of America and France.

The following discussion is intended as a general guide only. Certain categories of Shareholders may be subject to special rules and this summary does not apply to such Shareholders. Potential Investors are urged to consult their own professional advisers regarding the possible tax, exchange control or other consequences of buying, holding, selling or redeeming Shares under the laws of the jurisdictions to which they are subject.

Luxembourg

The Company

Under Luxembourg tax law, there are no Luxembourg income, withholding or capital gains taxes payable by the Company. The Company will, however, be subject to an annual tax, calculated and payable quarterly, on the aggregate net asset value of each Fund at the end of each quarter being 0.01% per annum on Class E, Class G, Class GU, Class I, Class IB, Class IU, Class IF, Class B, Class C, Class M and Class Z Shares and 0.05% per annum on all other Share Classes. No such tax is due on the portion of the Company's assets invested in other Luxembourg undertakings for collective investment. The benefit of the 0.01% tax is available to Class E, Class G, Class GU, Class I, Class IB, Class IU, Class IF, Class B, Class C, Class M and Class Z Shares on the basis of the Luxembourg legal, regulatory and tax provisions as these are known to the Company at the date of this Prospectus and at the time of admission of subsequent Investors. However such assessment is, for the past and for the future, subject to such interpretations on the status of an Institutional Investor by any competent authorities as will exist from time to time. Any reclassification made by an authority as to the status of an investor may submit the entire Class E, Class G, Class GU, Class I, Class IB, Class IU, Class IF, Class B, Class C, Class M and Class Z to a tax of 0.05%.

Capital gains, dividends and interest on securities issued in other countries may be subject to withholding and capital gains taxes imposed by such countries.

Shareholders

Under current legislation in Luxembourg, Shareholders are not subject to any capital gains, income, inheritance or other taxes in Luxembourg (except for Shareholders domiciled, resident or having a permanent establishment in Luxembourg).

Automatic Exchange of Information

OECD Common Reporting Standard

The CRS is a component of a global standard for automatic exchange of financial account information developed by the OECD to improve international tax compliance. The CRS provides for annual automatic exchange between tax authorities of financial account information reported by financial institutions. Following the EU Directive 2014/107/EU, the Luxembourg law of 18 December 2015 relating to the automatic exchange of financial account information in tax matters implemented CRS into Luxembourg law with effect from 1 January 2016. This law requires the Company to collect and report financial account information regarding certain Shareholders to the Luxembourg tax authorities. Such information includes the Shareholders' tax residence, payments received and account balances. The Luxembourg tax authorities may then transmit the information to the tax authorities in the jurisdictions in which the Shareholders are resident for tax purposes.

When requested to do so by the Company or its agent, Shareholders must provide information to the Company or its agent, to enable the Company to satisfy its obligations under such legislation. If a Shareholder does not provide the necessary information, the Company will be required to report the Shareholder to the Luxembourg tax authorities.

Foreign Account Tax Compliance Act ("FATCA")

The Foreign Account Tax Compliance provisions (generally known as FATCA) of the Hiring Incentives to Restore Employment Act ("HIRE Act") generally impose a new reporting regime and potentially a 30% withholding tax with respect to certain U.S. source income (including dividends and interest) and gross proceeds from the sale or other disposal of property that can produce U.S. source interest or dividends.

Luxembourg has entered into a Model 1 Intergovernmental Agreement (“IGA”) with the United States. The Company is obliged to comply with the provisions of FATCA under the terms of Luxembourg legislation implementing the IGA (the “Luxembourg IGA Legislation”).

Luxembourg financial institutions that comply with the requirements of the Luxembourg IGA Legislation are treated as compliant with FATCA and, as a result, are not subject to withholding tax under FATCA (“FATCA Withholding”). The Company is considered to be a Luxembourg financial institution that complies with the requirements of the Luxembourg IGA Legislation and, as a result of such compliance, the Company should not be subject to FATCA Withholding.

Under the Luxembourg IGA Legislation, the Company is required to report to the Luxembourg tax authorities certain holdings by and payments made to (a) certain US investors, (b) certain US controlled foreign entity investors and (c) non-US financial institution investors that do not comply with the terms of the Luxembourg IGA Legislation.

The People’s Republic of China

The Company

In general (subject to the discussions below), a non-PRC tax resident enterprise is subject to PRC CIT on a withholding basis on dividend, capital gain, interest and other income that is determined to be derived from sources within the PRC. A standard 10% withholding tax applies to all PRC-sourced income of a non-PRC tax resident enterprise if (i) such enterprise has no establishment or premises in the PRC, or (ii) it has an establishment or premises in the PRC, but its income derived from sources within the PRC has no actual connection with such establishment or premises, unless a preferential withholding tax rate may be applied under an applicable income tax treaty.

Pursuant to the CIT Law and the Detailed Implementation Regulations thereunder, both of which entered into effect on January 1, 2008, a foreign company may be deemed a PRC tax resident if the place of its effective management is or is deemed to be located in the PRC and therefore be subject to the CIT at the rate of 25% on its worldwide income.

The Company intends to use reasonable efforts to avoid the Funds becoming a PRC tax resident or otherwise be treated as a non-tax resident with an establishment or place of business in China for PRC tax purposes. However, this notwithstanding, there can be no assurance that the Funds will not be deemed to be a PRC tax resident or otherwise as having a taxable presence in the PRC and thus subject to PRC tax on a full assessment basis on its worldwide income, resulting in additional PRC tax liabilities. In that event, the interests of the Investors may be adversely affected.

For the China A-Shares traded by the Funds under the Stock Connect Programs, any capital gains derived from the transfer of such China A-Shares would be temporarily exempt from PRC corporate income tax. In addition, any capital gains derived from the transfer of such China A-Shares through the Stock Connect Program by the Funds would be temporarily exempted from PRC VAT during the VAT reform period, which starts from 1 May 2016 for the financial services sector and is currently ongoing. Dividends from China A-Shares paid to the Funds would be subject to 10% withholding tax and which is to be withheld at source. If the Funds are entitled to a lower tax treaty rate as regards capital gains and dividends, application can be made to the in-charge tax bureau of the payer for a tax refund. It is possible that any new tax laws and regulations and any new interpretations may be applied retroactively. Dividends from China A-Shares will not be subject to PRC VAT.

For the China onshore bonds traded by the Funds under the Bond Connect Program, any capital gains derived from the transfer of such China onshore bonds would generally not be considered to fall within the scope of China sourced income and are thus not subject to PRC corporate income tax (“CIT”). In addition, income derived by the Funds from the transfer of such China onshore bonds through the Bond Connect Program should be technically subject to 6% PRC Value Added Tax (“VAT”) on the difference between the selling and buying prices since the inception of the VAT reform period, which started from 1 May 2016 for the financial services sector and is currently ongoing. The capital gains could be off-set by the disposal capital losses on an annual basis from a PRC VAT tax perspective. In addition, local surcharges of between 6-12% (whereby the applicable surcharges rates vary depending on location) of the amount of VAT payable would also apply.

Notwithstanding the technical application of VAT and surcharges, the practical enforcement of tax collection of such taxes have not in fact been actively implemented by the Chinese tax authorities to date. Interest generated from investments in China onshore bonds by the Funds would be temporarily exempted from PRC CIT and VAT with effect from 7 November 2018 to 6 November 2021. Interest generated from treasury bonds and local government bonds is exempted from PRC VAT during the VAT reform period.

France

Plan d'Epargne en Actions

For individual Investors which are tax residents in France, the European Growth Fund and the Euroland Fund are managed in order to ensure that they are eligible for the French Plan d'Epargne en Actions ("PEA") in accordance with Article L. 221-31, I-2° of the French Monetary and Financial Code.

Please note that this PEA eligibility is based on the laws in force in France as of the date of this Prospectus, as applied and construed by the relevant tax authorities, all of which are subject to any changes in law or in interpretation, possibly with a retroactive effect.

Attention should be drawn to the eligible French Shareholders that the PEA eligibility of the Funds may be forfeited as a result of any changes in law or in interpretation or of changes impacting their investment universe. In such circumstances, Shareholders shall be informed in due course by the publication of a notice on the website of the Company and/or notified by any other means deemed suitable. Investors should seek professional tax advice in this respect.

Further Information

1. Corporate Structure

The Company was incorporated on 30 May 1985 as a société anonyme under the laws of the Grand Duchy of Luxembourg and qualifies as a SICAV. It changed its name from Henderson Managed Investment Company to Henderson Horizon Fund by a Shareholders' resolution at an extraordinary general meeting of Shareholders held on 16 June 1989 with effect from 1 July 1989. At the same meeting the Articles of the Company were amended mainly in order to comply with the law of 30 March 1988 on collective investment undertakings. It changed its name from Henderson Horizon Fund to Janus Henderson Horizon Fund by a Shareholder's resolution at an extraordinary general meeting of Shareholders held on 8 December 2017 with effect from 15 December 2017. Extraordinary general meetings of Shareholders held on 12 February 1987, 3 September 1997, 11 October 2001, 12 January 2004, 29 March 2005, 28 September 2007, 30 January 2012 and 8 December 2017 decided further amendments to the Articles.

The Articles were first published in the Mémorial on 20 June, 1985. Amendments to the Articles were published in the Mémorial on 2 September 1989, 16 October 1997, 23 November 2001, 10 February 2004, 15 April 2005, 31 October 2007 and 2 March 2012 respectively. Amendments to the Articles pursuant to the extraordinary general meetings of Shareholders held on 8 December 2017 were published in the *Recueil Electronique des Sociétés et Associations* ("RESA") on 18 December 2017. The consolidated version of the Articles of Incorporation has been deposited at the Luxembourg Business Registers where it is available for inspection and where copies may be obtained.

The Company is registered with the Luxembourg Business Registers under number B-22847.

2. Reports and Accounts

Audited annual reports to the Shareholders in respect of the preceding financial year of the Company will be made available annually at the registered office of the Company and at the office of the Management Company in Luxembourg and will be made available to Shareholders within four months of 30 June. In addition, unaudited semi-annual reports will be made available at the registered office of the Company and at the office of the Management Company in Luxembourg and will also be made available to Shareholders within two months of 31 December. The financial year of the Company ends on 30 June. The audited and semi-annual reports will provide information on each Fund and, on a consolidated basis expressed in USD, the Company as a whole.

3. Capital

The share capital of the Company is represented by fully paid Shares of no par value and is at any time equal to the total of the net assets of the Funds.

The minimum capital of the Company is the equivalent in USD of €1,250,000.

4. General Meetings and Notices to Shareholders

The annual general meeting of Shareholders will be held at the registered office of the Company within six months of the Company's financial year end. Notices of all general meetings will be sent to the holders of Shares in accordance with the Law of 10 August 1915 (as amended) of the Grand Duchy of Luxembourg (the "1915 Law") at least eight days prior to the meeting at their addresses in the register of Shareholders. Such notices will set forth the agenda and specify the time and place of the meeting and the conditions of admission thereto and will refer to the requirements of Luxembourg law with regard to the necessary quorum and majorities at the meeting. The requirements as to attendance, quorum and majorities at all general meetings will be those laid down in the 1915 Law and in the Articles. If a general meeting required by law to have a specific presence quorum is not quorate, a second general meeting will be convened by such notices in the RESA and in national newspapers as are required by the jurisdictions in which the Company is authorised. Resolutions of meetings of Shareholders will apply to the Company as a whole and to all Shareholders, provided that any amendment affecting the rights of the holders of the Shares of any Fund or Class or sub-class vis-à-vis those of any other Fund or Class or sub-class shall be subject to the quorum and majority requirements stated in the Articles in respect of each such relevant Fund, Class or sub-class. Each Share regardless of its net asset value per Share is entitled to one vote.

5. Liquidation of the Company

In the event of dissolution of the Company, its liquidation shall be carried out by one or several liquidators named by the meeting of Shareholders effecting such dissolution and which shall determine their powers and their compensation. The net proceeds of liquidation corresponding to each Fund shall be distributed by the liquidator(s) to the Shareholders of that Fund in proportion to their holding of Shares in such Fund.

If the capital of the Company falls below two thirds of the minimum capital required by Luxembourg law (i.e. the USD equivalent of €1,250,000) the Directors must submit the question of the dissolution of the Company to a general meeting for which no quorum shall be prescribed and which may decide the dissolution by a simple majority of the Shares represented at the meeting.

If the capital of the Company falls below one quarter of the minimum capital stated above the Directors must submit the question of the dissolution of the Company to a general meeting for which no quorum shall be prescribed. Dissolution may be resolved by Shareholders holding one quarter of the Shares represented at the meeting.

If the Company shall be voluntarily liquidated, its liquidation will be carried out in accordance with the provisions of the Law which specifies the steps to be taken to enable Shareholders to participate in the liquidation distribution(s). The finalisation of the liquidation of the Company must occur within nine months from the decision to liquidate the Company in the circumstances specified above by the Shareholders, unless a derogation is granted by the CSSF. Liquidation proceeds not claimed by Shareholders at the finalisation of the liquidation will be deposited in escrow at the Caisse de Consignation in Luxembourg. Amounts not claimed from escrow within the prescribed period (currently 30 years) will be liable to be forfeited in accordance with the provisions of Luxembourg law.

6. Liquidation, Merger and De-Merger of Funds and Share Classes

Should the net asset value of any Fund fall below USD 25 million, or the Directors deem it appropriate because it is in the interest of the shareholders, or because of changes in the economic or political situation affecting the relevant Fund, the Directors may liquidate that Fund by redeeming all (but not some) of the Shares of that Fund, on the next Dealing Day following the expiry of such period of notice or, after giving thirty days' prior notice to the Shareholders of that Fund divide that Fund into two or more Funds. If such a division falls under the definition of a merger as provided for in the Law, the provisions hereunder with respect to Fund mergers shall apply.

The termination of a Fund by way of a compulsory redemption of all shares, or the division of a Fund into two or more Funds which does not fall under the definition of a merger as provided for in the Law, in each case for reasons other than those outlined in the preceding paragraph, may be effected only upon the prior approval of such termination or division, as the case may be, by the Shareholders of the relevant Fund at a duly convened meeting or meetings which may be validly held without quorum of presence and may decide by a simple majority of the votes cast.

A division so decided by the Directors, or approved by the Shareholders of the relevant Fund, in accordance with the provisions of the Articles and the requirements of Luxembourg law, will be binding on the Shareholders of the relevant Fund upon thirty days' prior notice thereof.

The finalisation of the liquidation of a Fund must occur within nine months from the decision to liquidate the Fund either by the Directors or by the Shareholders in the circumstances specified above, unless a derogation is granted by the CSSF. Liquidation proceeds not claimed by Shareholders at the finalisation of the liquidation of a Fund will be deposited at the Caisse de Consignation in Luxembourg and shall be forfeited if not claimed within the prescribed period (currently 30 years) in accordance with the provisions of Luxembourg law.

The redemption price of Shares of any Fund which is to be terminated pursuant to the above provisions shall, as from the date on which notice or approval is given (as the case may be), reflect the anticipated realisation and liquidation costs of such termination, and no redemption charge may be made in respect of any such redemption.

The Directors shall have the power, in accordance with the provisions of the Law, to merge a Fund into another Fund of the Company or with another UCITS (whether established in Luxembourg or another Member State and whether such UCITS is incorporated as a company or is a contractual type fund) or with a sub-fund of another such UCITS. The Company shall send a notice to the Shareholders of the relevant Fund(s) in accordance with the provisions of CSSF Regulation 10-5. Every Shareholder of the relevant Fund(s) shall have the opportunity of requesting the redemption or the conversion of their own shares without any cost (other than the cost of disinvestment) during a period of at least 30 days before the effective date of the merger, it being understood that the effective date of the merger takes place within five Business Days after the expiry of such notice period.

A merger having as effect that the Company as a whole will cease to exist must be decided by the shareholders of the Company before notary. No quorum is required and the decision shall be taken at a simple majority of the Shareholders present or represented and voting.

The Trading Fee will not be applied to Shareholders requesting redemption of their Shares in the relevant Fund(s) (for the avoidance of doubt nor will they be applied on the redemption itself) after they have received notification of any of the corporate events set out in this section but prior to, or on, the corporate event actually taking place.

On the liquidation of a Fund, any unamortised expenses of that Fund will be borne by that Fund unless the Directors determine that such is not reasonable in all the circumstances, in which case they will fall upon any remaining Funds which are liable for such expenses (a remaining Fund is liable for such expenses if it also incurred a share of expenses relating to the same matter), such costs to be split across such Funds on a pro rata basis by reference to each such Fund's net asset value. If there are no such remaining Funds, then such costs will be borne by the Management Company.

The Directors may decide to create within each Fund, two or more Share Classes whose assets will be commonly invested pursuant to the specific investment policy of the Fund concerned but where a specific sales and redemption charge structure, hedging policy or other specific feature is applied to each Share Class. The Directors may also decide, at any time, to close a particular Share Class, or, subject to at least 30 days' prior notice to the shareholders of the relevant Share Class, to merge such Share Class with another Share Class of the same Fund.

7. Directors' and Other Interests

If a Director has or may have a direct or indirect financial interest in any transaction which requires the approval of the Board of Directors, that Director's disclosure shall be minuted by the Board before any resolution is passed and reported in a special report to the next shareholders' meeting.

However this does not apply if the relevant transaction falls within the ordinary course of business of the Company and is entered into at arms' length under normal market conditions.

No transaction between the Company and any other party shall be affected or invalidated by the mere fact that a Director is a director, manager, associate, member, shareholder, officer or employee of that other party. Any person connected as described above to any party with which the Company shall contract or otherwise engage in business shall not, by reason of such affiliation, be automatically prevented from considering, voting or acting upon any matters with respect to such contract or other business.

These provisions apply, with the necessary amendments, to the persons to whom the Directors have delegated the daily management of the Company, except that in case the Directors have delegated the daily management of the Company to a single person, the decision shall be deferred to the Directors.

The Company may indemnify any Director or officer, and their heirs, executors and administrators, against any costs or expenses reasonably incurred by them in connection with any action, suit or proceeding to which they may be a party by reason of their being or having been a Director or officer of the Company or, at the Company's request, of any other corporation of which the Company is a shareholder or creditor and from which they are not entitled to be indemnified, except in relation to matters as to which they shall be finally adjudged in such action, suit or proceeding to be liable for gross negligence or misconduct. In the event of a settlement, indemnification shall be provided only in connection with such matters covered by the settlement

as to which the Company is advised by counsel that the person to be indemnified did not commit such breach of duty. The foregoing right of indemnification shall not exclude other rights to which they may be entitled.

In addition, the Directors may at the expense of the Company purchase insurance for the benefit of the Directors against liabilities incurred in connection with the discharge of their functions in relation to the Company, these policies are maintained by the Company.

A Director is not required by the Articles to hold any Shares in order to qualify as a Director.

8. Material Contracts

The following contracts, not being contracts entered into in the ordinary course of business, have been entered into by the Company since its incorporation and are, or may be, material:

(a) The Fund Management Company Agreement

By an agreement between the Company and the Management Company, the Management Company has agreed to act as the management company of the Company. This Agreement may be terminated by either of the parties thereto on not less than ninety (90) days' prior notice, or earlier in certain cases.

(b) The Investment Management Agreement

By an agreement between the Management Company and the Investment Manager, the Investment Manager has agreed to provide the Company with investment management services, subject to the overall supervision and control of the Management Company. The appointment of the Investment Manager may be terminated on not less than six months' prior notice, or earlier in certain cases.

(c) The Danish Investment Management Agreement

By an agreement between the Management Company and Janus Henderson Investors Denmark, filial af Janus Henderson Investors Europe S.A. (Luxembourg), Janus Henderson Investors Denmark has agreed to provide the Company with investment management services, subject to the overall supervision and control of the Management Company. The appointment of the Investment Manager may be terminated on not less than six months' prior notice, or earlier in certain cases.

(d(c)) The Sub-Investment Management Agreement between Janus Henderson Investors UK Limited and Janus Henderson Investors US LLC

By an agreement between the Investment Manager and Janus Henderson Investors US LLC, the Sub-Investment Manager has agreed to provide the Investment Manager with investment management services relating to the relevant Fund. The appointment of the Sub-Investment Manager may be terminated on not less than three months' prior notice, or earlier in certain cases.

(d) The Sub-Investment Management Agreement between Janus Henderson Investors UK Limited and Janus Henderson Investors (Australia) Institutional Funds Management Limited

By an agreement between the Investment Manager and Janus Henderson Investors (Australia) Institutional Funds Management Limited, the Sub-Investment Manager has agreed to provide the Investment Manager with investment management services relating to the relevant Fund. The appointment of the Sub-Investment Manager may be terminated on not less than three months' prior notice, or earlier in certain cases.

(e) The Sub-Investment Management Agreement between Janus Henderson Investors UK Limited and Janus Henderson Investors (Singapore) Limited

By an agreement between the Investment Manager and Janus Henderson Investors (Singapore) Limited, the Sub-Investment Manager has agreed to provide the Investment Manager with investment management services relating to the relevant Fund. The appointment of the Sub-Investment Manager may be terminated on not less than three months' prior notice, or earlier in certain cases.

(f) The Sub-Investment Management Agreement between Janus Henderson Investors UK Limited and Janus Henderson Investors (Japan) Limited

By an agreement between the Investment Manager and Janus Henderson Investors (Japan) Limited, the Sub-Investment Manager has agreed to provide the Investment Manager with investment management services relating to the relevant Fund. The appointment of the Sub-Investment Manager may be terminated on not less than three months' prior notice, or earlier in certain cases.

(g) The Sub-Investment Management Agreement between Janus Henderson Investors UK Limited and Janus Henderson Investors (Jersey) Limited

By an agreement between the Investment Manager and Janus Henderson Investors (Jersey) Limited, the Sub-Investment Manager has agreed to provide the Investment Manager with investment management services relating to the relevant Fund. The appointment of the Sub-Investment Manager may be terminated on not less than three months' prior notice, or earlier in certain cases.

(h) The Domicile Agency Agreement

The Management Company has been appointed by the Company to provide the Company with domicile agency services. This agreement may be terminated at any time by either party thereto upon a ninety (90) day prior written notice addressed to the other party.

(i) The Depositary Agreement

The Depositary has been appointed by the Company to provide the Company with services as a depositary. This agreement may be terminated by the Company on not less than 90 days' notice or the Depositary on 180 days' notice to expire at any time.

(j) The Distribution Agreement

By an agreement between the Management Company and Janus Henderson Investors UK Limited, Janus Henderson Investors UK Limited has agreed to use its reasonable endeavours to procure and coordinate the sale of Shares of the Company. This agreement may be terminated at any time by either of the parties thereto, subject to giving thirty (30) days' notice in writing. The Agreement may also be terminated at any time by the Management Company if it is in the interest of the Company's shareholders.

(k) The Registrar and Transfer Agent Agreement

By way of a registrar and transfer agent agreement with the Company (the "Registrar and Transfer Agent Agreement") International Financial Data Services (Luxembourg) S.A. was appointed as Registrar and Transfer Agent of the Company.

International Financial Data Services (Luxembourg) S.A. is registered with the Luxembourg Company Register (RCS) under number B81997. It is licensed to carry out banking activities under the terms of the Luxembourg law of 5 April 1993 on the financial services sector and specialises in custody, fund administration and related services.

International Financial Data Services (Luxembourg) S.A. is a 50/50 joint venture between State Street Corporation and SS&C Technologies and has its registered office at 47, Avenue J.F. Kennedy, L-1855 Luxembourg, Grand Duchy of Luxembourg.

Under the Registrar and Transfer Agent Agreement, the Registrar and Transfer Agent is responsible for processing the issue, redemption and transfer of Shares as well as for the keeping of the register of Shareholders.

The Registrar and Transfer Agent will at all times comply with any obligations imposed by any applicable laws, rules and regulations with respect to money laundering prevention and terrorist financing and, in particular, with the law of 12th November 2004 on the fight against money laundering and terrorist financing and with the

CSSF Regulation 12-02 of 14 December 2012, as amended by CSSF Regulation 20-05 of 14 August 2020 and as may be further amended or revised from time to time.

In consideration for its services, the Registrar and Transfer Agent shall be paid a fee as determined from time to time between the Registrar and Transfer Agent and the Management Company. The Registrar and Transfer Agent Agreement shall remain in effect for an initial term of seven years. Following the expiry of the Initial Term, International Financial Data Services (Luxembourg) S.A. shall be entitled to terminate this Agreement at any time by giving at least six months' prior written notice. The Agreement may be terminated at any time by the Management Company if it is in the interest of the Company's shareholders.

(I) The Fund Administration Service Agreement

The Administrator has been appointed by the Management Company to provide the Company with certain administrative services, including accounting and calculating the net asset value per Share. The Fund Administration Service Agreement may be terminated at any time by either of the parties thereto upon a ninety (90) day prior written notice addressed to the other party or at any time by the Management Company if it is in the interest of the Company's shareholders.

9. General

The Company has not since its incorporation been engaged in, or is currently engaged in, any legal or arbitration proceedings and no legal or arbitration proceedings are known to the Directors to be pending or threatened by or against the Company.

This Prospectus as well as all subscription applications, switching orders and redemption orders made by any Shareholder and any other transactions with the Company contemplated by the Prospectus will be governed by and construed in accordance with Luxembourg law, and any disputes in respect of such shall be subject to the exclusive jurisdiction of the Luxembourg courts to the extent that such is allowed by applicable local laws for the protection of Shareholders where such are applicable.

Payment for investment research and the sharing of broker commission

The Investment Manager and where relevant, Sub-Investment Managers, use investment research, both internally generated and externally sourced, to inform their decision making.

The below sets out the provisions for payment to third parties for investment research.

The Investment Manager, and where relevant, Sub-Investment Managers, pay for research they use from their own resources.

Remuneration Policy

The Management Company has an established remuneration framework and associated policy in place (the "Remuneration Policy") that is in accordance with the requirements of the Law.

In accordance with the UCITS Directive:

- the Remuneration Policy is consistent with and promotes sound and effective risk management and does not encourage risk taking which is inconsistent with the risk profiles, rules or instruments of incorporation of the UCITS that the Management Company manages;
- the Remuneration Policy is in line with the business strategy, objectives, values and interests of the Management Company and the UCITS that it manages and of the Investors in such UCITS, and includes measures to avoid conflicts of interest;
- the assessment of performance is set in a multi-year framework appropriate to the holding period recommended to the Investors of the UCITS managed by the Management Company in order to ensure that the assessment process is based on the longer-term performance of the UCITS and its investment risks and that the actual payment of performance-based components of remuneration is spread over the same period;
- fixed and variable components of total remuneration are appropriately balanced and the fixed component represents a sufficiently high proportion of the total remuneration to allow the operation of

a fully flexible policy on variable remuneration components, including the possibility to pay no variable remuneration component.

Details of the latest Remuneration Policy, including a description of how remuneration and benefits are calculated, the identity of persons responsible for awarding the remuneration and benefits and the composition of the Remuneration Committee, are available on the website www.janushenderson.com. A paper copy of the Remuneration Policy is available at the registered office of the Company.

10. Investment Restrictions

The Directors have power, based upon the principle of spreading of risk, to determine the corporate and investment policy for each Fund and the course of conduct of the management and business affairs of the Company. Pursuant thereto the Directors have resolved that:

10.1 Investments in the Funds shall consist of:

- (a) Transferable Securities and Money Market Instruments admitted to official listings on stock exchanges in Member States,
- (b) Transferable Securities and Money Market Instruments dealt in on other Regulated Markets in Member States, that are operating regularly, are recognised and are open to the public,
- (c) Transferable Securities and Money Market Instruments admitted to official listings on stock exchanges in any other country in Eastern and Western Europe the American continent, Asia, Oceania and Africa,
- (d) Transferable Securities and Money Market Instruments dealt in on other Regulated Markets that are operating regularly, are recognised and open to the public of any other country in Eastern and Western Europe, the American Continent, Asia, Oceania and Africa,
- (e) Recently issued Transferable Securities and Money Market Instruments provided that the terms of the issue include an undertaking that application will be made for admission to the official listing on one of the stock exchanges as specified in a) and c) or Regulated Markets that are operating regularly, are recognised and open to the public as specified in b) and d) and that such admission is secured within a year of issue,
- (f) Units of UCITS and/or other undertakings for collective investment ("UCIs") within the meaning of Article 1(2), first and second indents of the UCITS Directive, as amended, whether they are situated in a Member State or not, provided that:
 - such other UCIs are authorized under laws which provide that they are subject to supervision considered by the Commission de Surveillance du Secteur Financier ("CSSF") to be equivalent to that laid down in Community law, and that cooperation between authorities is sufficiently ensured;
 - the level of protection for unitholders in the other UCIs is equivalent to that provided for unitholders in a UCITS, and in particular that the rules on asset segregation, borrowing, lending, and uncovered sales of Transferable Securities and Money Market Instruments are equivalent to the requirements of the UCITS Directive, as amended;
 - the business of the other UCIs is reported in half-yearly and annual reports to enable an assessment to be made of the assets and liabilities, income and operations over the reporting period;
 - no more than 10% of the UCITS' or the other UCIs' assets (or of the assets of any sub-fund thereof, provided that the principle of segregation of liabilities of the different compartments is ensured in relation to third parties), whose acquisition is contemplated, can, according to their constitutional documents, be invested in aggregate in units of other UCITS or other UCIs;
- (g) deposits with credit institutions which are repayable on demand or have the right to be withdrawn, and maturing in no more than twelve months, provided that the credit institution has its registered office in a Member State or, if the registered office of the credit institution is situated in an Other State, provided that it is subject to prudential rules considered by the CSSF as equivalent to those laid down in Community law;
- (h) financial derivative instruments, including equivalent cash-settled instruments, dealt in on a Regulated Market; and/or OTC derivatives, provided that:
 - the underlying consists of instruments described in sub-paragraphs (a) to (g) above, financial indices, interest rates, foreign exchange rates or currencies, in which the Company may invest according to its investment objectives;

- the counterparties to OTC derivative transactions are institutions subject to prudential supervision, and belonging to the categories approved by the CSSF and;
 - the OTC derivatives are subject to reliable and verifiable valuation on a daily basis and can be sold, liquidated or closed by an offsetting transaction at any time, at their fair value, at the Company's initiative;
- (i) Money Market Instruments other than those dealt in on a Regulated Market, which fall under Article 1 of the Law, if the issue or issuer of such instruments is itself regulated for the purpose of protecting Investors and savings, and provided that they are:
- issued or guaranteed by a central, regional or local authority or central bank of a Member State, the European Central Bank, the EU or the European Investment Bank, an Other State or, in the case of a Federal State, by one of the members making up the federation, or by a public international body to which one or more Member States belong or;
 - issued by an undertaking any securities of which are dealt in on Regulated Markets referred to in subparagraphs (a),(b) or (c) above, or;
 - issued or guaranteed by an establishment subject to prudential supervision in accordance with criteria defined by Community law, or by an establishment which is subject to and complies with prudential rules considered by the CSSF to be at least as stringent as those laid down by Community law or;
 - issued by other bodies belonging to the categories approved by the CSSF provided that investments in such instruments are subject to investor protection equivalent to that laid down in the first, the second or the third indent and provided that the issuer is a company whose capital and reserves amount to at least € 10 million and which presents and publishes its annual accounts in accordance with the fourth Directive 78/660/EEC, is an entity which, within a group of companies which includes one or several listed companies, is dedicated to the financing of the group or is an entity which is dedicated to the financing of securitisation vehicles which benefit from a banking liquidity line.

10.2 Furthermore, each Fund may:

Invest no more than 10% of its net assets in securities and Money Market Instruments other than those referred to in sub-paragraph 1 (a) to (i).

10.3 With the exception of the Global Multi-Asset Fund, each Fund may acquire the units of UCITS and/or other UCIs referred to in paragraph 1 (f), provided that in aggregate no more than 10% of the Fund's net assets are invested in units of UCITS or other UCIs.

A Fund can, under the conditions provided for in Article 181 paragraph 8 of the Law, as may be amended, invest in the shares issued by one or several other Funds of the Company.

Notwithstanding the 10% limit above, the Company can decide, under the conditions provided for in Chapter 9 of the Law, as may be amended, that a Fund ("Feeder") may invest at least 85% of its assets in units or shares of another UCITS ("Master") authorised according to the UCITS Directive (or a Portfolio of such UCITS).

When a Fund invests in the units of other UCITS and/or other UCIs that are managed, directly or by delegation, by the same Investment Manager or by the same management company or by any other company with which the Investment Manager or by the management company is linked by common management or control, or by a substantial direct or indirect holding (i.e. more than 10% of the capital or voting rights), that no subscription, redemption and/or management fees may be charged to the Company on its investment in the units of such other UCITS and/or UCIs. In respect of a Fund's investments in UCITS and other UCIs linked to the Investment Manager or its affiliates, there shall be no management fee charged to that portion of the assets of the relevant Fund. The Company will indicate in its annual report the total management fees charged both to the relevant Fund and to the UCITS and other UCIs in which such Fund has invested during the relevant period.

10.4 A Fund may hold up to 20% in its net assets in ancillary liquid assets such as bank deposits at site, i.e. cash held in current accounts with a bank accessible at any time, in order to cover current or exceptional

payments, or for the time necessary to reinvest in eligible assets provided under article 41(1) of the Law of 2010, or for a period of time strictly necessary in case of unfavourable market conditions. This restriction may only be exceeded temporarily for a period of time strictly necessary if the Directors consider this to be in the best interest of the Shareholders (e.g. during exceptionally unfavourable market conditions such as a severe financial market collapse).

10.5 A Fund may not invest in any one issuer in excess of the limits set out below:

- (a) Not more than 10% of a Fund's net assets may be invested in Transferable Securities or Money Market Instruments issued by the same entity;
- (b) Not more than 20% of a Fund's net assets may be invested in deposits made with the same entity;
- (c) By way of exception, the 10% limit stated in the first paragraph of this section may be increased to:
 - a maximum of 35% if the Transferable Securities or Money Market Instruments are issued or guaranteed by a Member State, by its local authorities, by an Other State or by public international bodies to which one or more Member States belong;
 - a maximum of 25% in the case of certain bonds when these are issued by a credit institution which has its registered office in an Member State and is subject by law to special public supervision designed to protect bond holders. In particular, sums deriving from the issue of these bonds must be invested in conformity with the law in assets which, during the whole period of validity of the bonds, are capable of covering claims attaching to the bonds and which, in the event of failure of the issuer, would be used on a priority basis for the reimbursement of the principal and payment of the accrued interest. When a Fund invests more than 5% of its net assets in the bonds referred to in this paragraph and issued by one issuer, the total value of these investments may not exceed 80% of the value of the net assets of such Fund.
- (d) The total value of the Transferable Securities or Money Market Instruments held by a Fund in the issuing bodies in each of which it invests more than 5% of its net assets must not then exceed 40% of the value of its net assets. This limitation does not apply to deposits and OTC derivative transactions made with financial institutions subject to prudential supervision. The Transferable Securities and Money Market Instruments referred to in the two indents of 10.5. (c) above shall not be taken into account for the purpose of applying the limit of 40% referred to in this paragraph.

Notwithstanding the individual limits laid down in sub-paragraphs 10.5 (a) to (d) above, a Fund may not combine

- investments in Transferable Securities or Money Market Instruments issued by a single entity, and/or
- deposits made with a single entity, and/or
- exposures arising from OTC derivative transactions undertaken with a single entity, in excess of 20% of its net assets.

When a transferable security or money market instrument embeds a derivative, the latter must be taken into account when complying with the requirements of the above mentioned restrictions.

The limits provided for in sub-paragraphs 10.5 (a) to (d) above may not be combined, and thus investments in Transferable Securities or Money Market Instruments issued by the same entity or in deposits or derivative instruments made with this entity carried out in accordance with paragraphs 10.5 (a) to (d) shall under no circumstances exceed in total 35% of the net assets of the relevant Fund.

Companies which are included in the same group for the purposes of consolidated accounts, as defined in accordance with Directive 83/349/ EEC or in accordance with recognized international accounting rules, are regarded as a single entity for the purpose of calculating the investment limits mentioned in sub-paragraphs 10.5. (a) to (d) above.

The Fund may not invest cumulatively more than 20% of its net assets in Transferable Securities or Money Market Instruments of the same group subject to restrictions 10.5. (a) and the three indents under 10.5. (d) above.

Without prejudice to the limits laid down in paragraph 10.7 below, the limit of 10% laid down in sub-paragraph 10.5.(a) above is raised to a maximum of 20% for investment in equity and/or debt securities issued by the same body when the aim of the investment policy of a Fund is to replicate the composition of a certain equity or debt securities index which is recognised by the CSSF, on the following basis:

- the composition of the index is sufficiently diversified,
- the index represents an adequate benchmark for the market to which it refers,
- it is published in an appropriate manner.

This limit is 35% where that proves to be justified by exceptional market conditions in particular in Regulated Markets where certain Transferable Securities or Money Market Instruments are highly dominant. The investment up to this limit is only permitted for a single issuer.

By way of derogation, each Fund is authorised to invest up to 100% of its net assets in different Transferable Securities and Money Market Instruments issued or guaranteed by a Member State, its local authorities, by another member state of the OECD, the G20 (international forum for the governments and central bank governors from 20 major economies), by Singapore and by Hong Kong or public international bodies of which one or more Member States are members, provided that (i) such securities are part of at least six different issues and (ii) securities from any one issue do not account for more than 30% of the net assets of such Fund.

10.6 The Company may not invest in shares with voting rights enabling it to exercise significant influence over the management of the issuing body.

10.7 The Company may not:

- (a) Acquire more than 10% of the shares with non-voting rights of one and the same issuer.
- (b) Acquire more than 10% of the debt securities of one and the same issuer.
- (c) Acquire more than 25% of the units of one and the same undertaking for collective investment.
- (d) Acquire more than 10% of the Money Market Instruments of any single issuer.

The limits stipulated in sub-paragraphs 10.7. (b) (c) and (d) above may be disregarded at the time of acquisition if, at that time, the gross amount of debt securities or of the Money Market Instruments, or the net amount of securities in issue cannot be calculated.

10.8 The limits stipulated in paragraphs 10.5. and 10.7. above do not apply to:

- (a) Transferable Securities and Money Market Instruments issued or guaranteed by a Member State or its local authorities;
- (b) Transferable Securities and Money Market Instruments issued or guaranteed by an Other State;
- (c) Transferable Securities and Money Market Instruments issued by public international institutions to which one or more Member States are members;
- (d) Transferable Securities held by a Fund in the capital of a company incorporated in an Other State investing its assets mainly in the securities of issuing bodies having their registered offices in that State, where under the legislation of that State such a holding represents the only way in which such Fund can invest in the securities of issuing bodies of that State. This derogation, however, shall apply only if in its investment policy the company from the Other State complies with the limits laid down in Articles 43, 46 and 48 (1) and (2) of the Law. Where the limits set in Articles 43 and 46 of the Law are exceeded, Article 49 shall apply, with the necessary amendments;

- (e) Transferable Securities held by the Company in the capital of subsidiary companies carrying on only the business of management, advice or marketing in the country where the subsidiary is located, in regard to the repurchase of units at unitholders' request exclusively on its or their behalf.

- 10.9 The Company may always, in the interest of the shareholders, exercise the subscription rights attached to securities, which form part of its assets.

When the maximum percentages stated in paragraphs 10.2. to 10.7. above are exceeded for reasons beyond the control of the Company, or as a result of the exercise of subscription rights, the Company must adopt, as a primary objective, sales transactions to remedy the situation, taking due account of the interests of its shareholders.

- 10.10 A Fund may borrow to the extent of 10% of its total net assets (valued at market value) provided these borrowings are made on a temporary basis. A Fund will not purchase securities while borrowings are outstanding except to fulfil prior commitments and/or to exercise subscription rights. However, the Company may acquire for the account of a Fund, foreign currency, by way of back-to-back loan.

- 10.11 The Company may not grant credit facilities nor act as guarantor on behalf of third parties, provided that for the purpose of this restriction (i) the acquisition of Transferable Securities, Money Market Instruments or other financial investments referred to in sub-paragraphs 10.1. (f), (h) and (i) above, in fully or partly paid form and (ii) the permitted lending of portfolio securities shall be deemed not to constitute the making of a loan.

- 10.12 The Company undertakes not to carry out uncovered sales transactions of Transferable Securities, Money Market Instruments or other financial instruments referred to in sub-paragraphs 10.1. (f), (h) and (i) above; provided that this restriction shall not prevent the Company from making deposits or carrying out accounts in connection with financial derivatives instruments, permitted within the limits referred to above.

- 10.13 No Fund may directly acquire commodities or precious metals or certificates representative thereof, provided that transactions in foreign currencies, financial instruments, indices or Transferable Securities as well as futures and forward contracts, options and swaps thereon are not considered to be transactions in commodities for the purposes of this restriction. This does not prevent a Fund from gaining indirect exposure to precious metals or commodities by investing into units/shares of eligible collective investment schemes, Exchange Traded Funds, derivatives whose underlying assets consist of eligible Transferable Securities or commodity indices, or other eligible Transferable Securities that are backed by precious metals or commodities or financial instruments whose performance is linked to commodities. A Fund may only gain indirect exposure to commodities or precious metals in accordance with the stated investment objective and policies of the relevant Fund.

- 10.14 The Company may not purchase or sell real estate or any option, right or interest therein, provided that the Company may invest in securities secured by real estate or interests therein or issued by companies which invest in real estate or interests therein.

- 10.15 Janus Henderson applies a firmwide exclusion policy (the "Firmwide Exclusions Policy"). This applies to all the investment decisions made by the Management Company or Investment Manager. The Firmwide Exclusions Policy may be updated from time to time.

Presently, investment is not permitted in entities involved in the current manufacture of, or minority shareholding of 20% or greater in a manufacturer of controversial weapons, namely: (i) Cluster munitions; (ii) Anti-Personnel mines; (iii) Chemical weapons; (iv) Biological weapons.

Classification of issuers is primarily based on activity identification fields supplied by our third-party ESG data providers. This classification is subject to an investment research override in cases where sufficient evidence exists that the third-party data field is not accurate or appropriate. In any scenario where a portfolio position is identified as not meeting this exclusion criteria for any reason (legacy holding, transition holding, etc.) the Investment Manager shall be granted 90 days to review or challenge the

classification of the issuer if appropriate. After this period, in the event an investment research override is not granted divestment is required immediately under normal market trading circumstances.

10.16 Additional investment restrictions applying to Funds registered in Taiwan

The Funds offered and sold in Taiwan shall be subject to the following additional restrictions:

- (a) Unless exempted by the Financial Supervisory Commission of the Executive Yuan (the 'FSC'), the total value of open long positions in derivatives held by each Fund may not, at any time, exceed 40% (or such other percentage stipulated by the FSC from time to time) of the Fund's net asset value; the total value of open short positions in derivatives held by each Fund may not, at any time, exceed the total market value of the corresponding securities held by the Fund;
- (b) The Company may not invest in gold, spot commodities, or real estate;
- (c) Each Fund's holdings in the securities listed on Mainland China securities exchanges may not, at any time, exceed 20% (or such other percentage stipulated by the FSC from time to time) of the Fund's net asset value;
- (d) The total investment in each Fund by domestic Investors in Taiwan shall not exceed a certain percentage stipulated by the FSC from time to time; and
- (e) The securities market of Taiwan may not constitute the primary investment region in the portfolio of each Fund. The investment amount of each Fund in the securities market of Taiwan shall not exceed a certain percentage stipulated by the FSC from time to time.

The Company shall take the risks that it deems reasonable to reach the assigned objective set for each Fund; however, it cannot guarantee that it shall reach its goals given stock exchange fluctuations and other risks inherent in investments in Transferable Securities.

10.17 Additional investment restrictions applying to Funds registered in Switzerland

The Funds offered and sold in Switzerland shall be subject to the following additional restriction:

- (a) The Funds may not enter into funded swap transactions.

11. Financial Techniques and Instruments

11.1 General

The Company may employ techniques and instruments, as further described under the sections below, for investment purposes, the reduction of risk, or for managing the relevant Fund more efficiently.

When these operations concern the use of financial derivative instruments, these conditions and limits shall conform to the provisions laid down in the Law.

Under no circumstances shall these operations cause a Fund to diverge from its investment objectives as laid down in this Prospectus.

The risks associated with the below-mentioned instruments and techniques are described further in the section "Investment and Risks Considerations" in this Prospectus.

11.2 Transparency of Securities Financing Transactions and of Reuse (SFTR)

The Funds may enter into securities financing transactions (SFTs) within the meaning under the SFTR.

The SFTs that may be entered into by the Funds are described below, including the maximum and expected exposures as a percentage of the relevant Funds' net asset value.

Repurchase Transactions and Reverse Repurchase Transactions

Under these types of transactions, a party buys or sells securities to a counterparty, against payment, and has either the right or the obligation to sell back or buy back (respectively) the securities at a later date and a specific (and typically higher) price. For the seller this is a 'repurchase transaction'; for the buyer it is a 'reverse repurchase transaction'.

The Funds will not enter into repurchase transactions (as a seller). The Funds will not enter into reverse repurchase transactions (as a buyer) other than those that may be entered into by the Securities Lending Agent on behalf of the Fund as further described in this Prospectus.

Securities Lending

The Funds may, for the purposes of efficient portfolio management and to generate income, enter into securities lending transactions on a continuous basis.

Under such arrangements, a Fund's securities are transferred temporarily to approved borrowers in exchange for collateral. Securities lending may involve additional risks for the Company. Under such arrangements, Funds will have a credit risk exposure to the counterparties to any securities lending. The extent of this credit risk can be reduced by receipt of adequate collateral.

Assets that may be subject to securities lending transactions include shares, stocks, debentures, bonds, notes or other like obligations, whether issued in certificated or uncertificated form, and any certificates, receipts, warrants or other instruments representing rights to receive, purchase or subscribe for the same that are commonly traded or dealt in on securities exchanges or financial markets.

The Securities Lending Agent is given discretion to act as agent on behalf of the relevant Funds in respect of entering into securities lending. Furthermore, the Securities Lending Agent will ensure that sufficient value and quality of collateral is received before or simultaneously with the movement of loaned securities. This will then be held throughout the duration of the loan transaction and only returned once the lent asset has been received or returned to the relevant Fund. The Securities Lending Agent will also monitor and maintain all operational aspects of the assets while they are on loan.

Securities lending generates additional revenue for the benefit of the fund. 92% of such revenue will be for the benefit of the relevant Fund, with a maximum of 8% being retained by the Securities Lending Agent to cover the direct and indirect costs of running the lending programme and providing the requisite operational and collateral infrastructure, plus the compliance and risk oversight. The Securities Lending Agent is not related to the Investment Manager.

The Securities Lending Agent charges a fee of up to 0.05% of the reinvested cash collateral for its cash collateral management services. This fee is deducted from the cash collateral reinvestment return before any securities lending revenue is then apportioned between the relevant Fund and the Securities Lending Agent. After such deduction, 92% of the reinvestment return will be for the benefit of the relevant Fund, with a maximum of 8% being retained by the Securities Lending Agent.

Further details will be contained in the Company's annual reports.

Please see the section entitled "Counterparty Selection" for details in relation to counterparty selection.

An overview of the usage of securities lending for the Funds is set out below:

Securities Lending	Maximum permitted level	Maximum expected level
Specialist Funds	30%	20%
Regional Funds	30%	20%
Bond Funds	30%	20%

This information is accurate as at the date of this prospectus, the expected levels may be exceeded, up to the maximum indicated, depending on market conditions (e.g. during times of market volatility). The latest annual report and accounts will provide the actual levels over the past period.

The Funds do not engage in securities borrowing.

Total Return Swaps and the Rationale of their Use

Certain Funds may from time to time invest in total return swaps, where stated in the relevant Fund's investment objective and policy. A total return swap is a contract between two counterparties which involves swapping cash flows. One counterparty agrees to pay to the other an amount which represents the total return on an underlying asset, index or basket of assets and in return it receives from that other party a specified fixed and/or floating cash flow related to the performance of the underlying asset, index or basket of assets. The Funds may enter into a total return swap as either a total return receiver or payer. Total return swaps may be entered into for investment or hedging purposes.

The Fund may use total return swaps to gain access to the returns of (including but not limited to) (i) certain equities, bonds or other instruments that provide equity or bond related returns, (ii) indices, (iii) and to a limited extent, other eligible assets. Where a Fund uses total return swaps for investment purposes, the underlying assets consists of instruments permitted in accordance with the Fund's investment objective and policy as stated in the "Funds" section of this Prospectus.

Any returns or losses generated by the total return swaps will be attributed to the relevant Fund.

It should be noted that, whenever a Fund uses total return swaps the relevant counterparty or counterparties shall not assume any discretion over the composition or management of the Fund's investment portfolio. For the duration of any derivative contract, the counterparty to such contract will not assume any discretion over the underlying reference asset of the derivative contract. The approval of the counterparty is not required in relation to the Fund's investment portfolio transactions. Please see section entitled "Counterparty Selection" for details in relation to counterparty selection.

An overview of the permitted usage of total return swaps for the Funds is set out below:

Fund Name	Total Return Swaps	Underlying Assets	Rationales
Euro Corporate Bond Fund;	Credit indices or sub-sector indices	Bond/credit indices	To replicate exposure of an index benchmark on a portion of the fund (for funds managed against a bond index).
Euro High Yield Bond Fund;			
Emerging Markets			To add (long), reduce, or short market exposure to the underlying assets, either outright or relative to another security or index.

This information is accurate as at the date of this prospectus, the expected levels may be exceeded, up to the maximum indicated, depending on market conditions. Where a Fund uses total return swaps, these will be set out in the Company's semi-annual and annual accounts. The latest annual report and accounts will provide the actual levels over the past period.

11.3 Financial Indices

Where a Fund uses financial derivative instruments (such as total return swaps) to gain or hedge exposure to financial indices, details of the financial indices will be provided to Shareholders by the Investment Manager upon request (including information about the composition of single names or baskets of indices (and sub-indices)). All the financial indices used by the Funds will be in compliance with CSSF circular 14/592 and with article 9 of the Grand Ducal Regulation of 8 February 2008; as such documents may be amended, supplemented or replaced from time to time. Any associated underlying strategy employed by the Investment Manager is disclosed, if applicable, in the investment policy or strategy for the relevant Fund. The financial indices to which a Fund may gain exposure to will typically be rebalanced on a monthly, quarterly, semi-annual or annual basis. Active indices may pass on rebalancing costs and this will be included in the price of an index. The relevant Funds do not aim to replicate or track financial indices and will not be directly impacted by any rebalancing, associated costs or stock weighting in a financial index which would exceed the permitted investment restrictions. Examples of the financial indices used by the relevant Funds are set out below. A Fund may seek exposure to other financial indices not listed below, details of which will be provided to Shareholders upon request.

Examples of typical financial indices used are including (but not limited to):

Index Name	Rationale
Markit iTraxx Main Index	To provide exposure to EUR investment grade corporate debt markets and/or hedge risk
Markit iTraxx Crossover Index	To provide exposure to EUR Sub-investment grade (high yield) corporate debt markets and/or hedge risk
CDX North America Investment grade Index	To provide exposure to USD investment grade corporate debt markets and/or hedge risk
CDX North America High Yield Index	To provide exposure to USD Sub-investment grade (high yield) corporate debt markets and/or hedge risk
iBoxx Euro Corporates Index	To provide exposure to the EUR Corporate Bond market and/or hedge risk
iBoxx EUR Liquid High Yield Index	To provide exposure to the EUR High Yield corporate bond market Index and/or hedge risk
JP Morgan EMBI Global Diversified Index	To provide exposure to the USD hard currency emerging market sovereign / quasi-sovereign bond market Index and/or hedge risk
MSCI India	To provide exposure to regional and global equity markets

11.4 Interest Rate Swaps

Certain Funds may use interest rate swaps, where stated in a Fund's investment objective and policy, in order to meet its investment objective or for hedging risk. An interest rate swap is a contract where one stream of future interest payments is exchanged for another based on a specified principal amount. They can be fixed or floating rate in order to reduce or increase exposure to fluctuations in interest rates. They allow an investor

to adjust the interest rate sensitivity of a Fund, whilst also reflecting an investor's view on interest rate movements.

11.5 Credit Default Swaps

The Company may, for the purposes of hedging the specific credit risk of some of the issuers in its portfolio by buying protection and for investment management purposes, at the discretion of the Investment Manager, hold credit default swaps.

A credit default swap is a bilateral financial contract in which one counterparty (the protection buyer) pays a periodic fee in return for a contingent payment by the protection seller following a credit event affecting a reference issuer, a basket of issuers or an index. Typically, the protection buyer acquires the right to sell a particular security relating to the relevant reference issuer, basket of issuers or index for its par value (or some other designated reference or strike price) when a credit event occurs. Alternatively, protection can also be paid out to the protection buyer otherwise than by the sale of the relevant security. A credit event is commonly defined as bankruptcy, insolvency, receivership, material adverse restructuring of debt, or failure to meet payment obligations when due. The International Swap and Derivatives Association (ISDA) has produced standardised documentation for these transactions under the umbrella of its ISDA master agreement.

Provided it is in its exclusive interest, the Company may also sell protection by entering into credit default swap sale transactions in order to acquire a specific credit exposure and/or buy protection by entering into credit default swap purchase transactions without holding the underlying assets. The entering into such transactions is in the Company's exclusive interest when the prevailing rates offered by the credit default swap market are more favourable than those offered by the cash or bond markets.

In addition to holding credit default swaps, the Company may also enter into options transactions on credit default swaps.

Counterparty selection for credit default swap transactions are subject to the considerations set out in the section entitled "Counterparty Selection".

Where possible, credit default swaps are priced by reference to the spread quoted by independent market vendor using the vendors' price model. If the vendor cannot source a spread, then the counterparty will provide a spread and this will be used in conjunction with an appropriate model to derive a price.

11.6 Collateral Management Policy for Securities Lending and OTC derivatives (including Total Return Swaps)

General

Diversification

Collateral should be sufficiently diversified in terms of country, markets and issuers. The criterion of sufficient diversification with respect to issuer concentration is considered to be respected if the Fund receives from a counterparty of efficient portfolio management and OTC financial derivative transactions a basket of collateral with a maximum exposure to a given issuer of 20% of the Fund's net asset value.

When a Fund is exposed to different counterparties, the different baskets of collateral should be aggregated to calculate the 20% limit of exposure to a single issuer. By way of derogation from this sub-paragraph, a Fund may be fully collateralised in different Transferable Securities and Money Market Instruments issued or guaranteed by a Member State, one or more of its local authorities, a third country, or a public international body to which one or more Member States belong. Such a Fund should receive securities from at least six different issues, but securities from any single issue should not account for more than 30% of the Fund's net asset value.

Liquidity

Collateral (other than cash) should be highly liquid and traded on a Regulated Market or multilateral trading facility with transparent pricing in order that it can be sold quickly at a price that is close to pre-sale valuation.

Correlation

The collateral received will be issued by an entity that is independent from the counterparty and is expected not to display a high correlation with the performance of the counterparty.

Custody

Collateral received will be held by the Depositary, or a delegated third-party custodian subject to the conditions laid down in the applicable laws and regulations and the provisions of the Depositary Agreement (or applicable delegation agreement).

Securities may be held by the Securities Lending Agent on behalf of the Funds at a tri-party agent or securities depository chosen by the Securities Lending Agent.

Collateral Management Policy for Securities Lending

Eligible Collateral

The Company will generally require the counterparty to post collateral as defined by Luxembourg laws and regulations, in particular the ESMA Guidelines 2014/937 on ETFs and other UCITS issues (“ESMA 2014/937”), as may be amended and/or supplemented from time to time. Collateral (other than highly liquid cash) received will mainly consist of high-quality government bonds, corporate bonds, equities which are highly liquid and traded on a regulated market or multilateral trading facility with transparent pricing in order that they can be sold quickly at a price that is close to pre-sale valuation.

Issuer Credit Quality

Collateral received will be of high-quality subject to a minimum long-term credit rating of at least A- by one or more major rating agency or equities.

Reuse and Reinvestment of Collateral

Non-cash collateral received will not be sold, re-invested or pledged.

Cash collateral received may only be reinvested in the following ways:

- placed on deposit with entities prescribed in Article 50(f) of the UCITS Directive, as may be amended from time to time; or
- invested in high-quality government bonds;
- used for the purpose of reverse repurchase transactions provided the transactions are with credit institutions subject to prudential supervision and the Company is able to recall at any time the full amount of cash on accrued basis;
- invested in short-term money market funds as defined under the ESMA's Guidelines on a Common Definition of European Money Market Funds, as may be amended from time to time.

Re-invested cash collateral will be diversified in accordance with the diversification requirements applicable to non-cash collateral.

Valuation and Haircuts

Valuations are carried out daily in accordance with the relevant valuation principles as described in this Prospectus and a margin is applied to collateral transactions so that, depending on the combination of securities on loan and the type of collateral received, the value of collateral required will range from 102% to 110% of the value of securities on loan.

The collateral is marked to market daily to maintain the 102% to 110% excess collateral to act as insurance for volatile market conditions.

Collateral is subject to a haircut on a sliding scale based on the combination of the underlying instrument being lent versus the asset being received as collateral.

The Fund reserves the right to vary this policy at any time in which case this Prospectus will be updated accordingly.

Reverse repurchase transactions entered into in the context of reinvestment of cash collateral are collateralised between 102% to 110%, depending on the underlying securities. The pricing for collateral is performed by the tri-party agent chosen by the Securities Lending Agent and are revalued daily. The daily price calculation will determine the amount of collateral required to be received / delivered from the counterparty for that day. The collateral delivery / receipt is initiated and managed by the tri-party agent.

Collateral Policy for OTC Derivatives (including Total Return Swaps)

Eligible Collateral

Eligible collateral types for OTC derivative trading are approved by the Investment Manager and are set out in the respective International Swap Dealers Association (“ISDA”) credit support annexes (CSAs). Eligible

collateral (other than highly liquid cash) consists of UK gilts, US Treasuries and negotiable debt obligations of a range of Eurozone countries, generally subject to a minimum Fitch, Moody's or S&P rating of AA-/Aa3.

Issuer Credit Quality

Collateral received will be of high quality.

Reuse and Reinvestment of Collateral

Non-cash collateral received will not be sold, re-invested or pledged.

Cash collateral received may only be reinvested in the following ways:

- placed on deposit with entities prescribed in Article 50(f) of the UCITS Directive, as may be amended from time to time; or
- invested in high-quality government bonds; or
- invested in short-term money market funds as defined under the ESMA's Guidelines on a Common Definition of European Money Market Funds, as may be amended from time to time.

Re-invested cash collateral will be diversified in accordance with the diversification requirements applicable to non-cash collateral.

Valuation and Haircuts

Valuations are carried out daily in accordance with the relevant valuation principles as described in this Prospectus.

A margin is applied to collateral transactions so that, depending on the combination of securities on loan and the type of collateral received, the value of collateral required will range from 102.5% to 110% of the value of securities on loan.

The collateral is marked to market daily to maintain the 102.5% to 110% excess collateral to act as insurance for volatile market conditions.

The Fund reserves the right to vary this policy at any time, in which case this Prospectus will be updated accordingly.

11.7 Counterparty Selection

All counterparties are subject to approval and review by the Investment Manager's Counterparty Risk Committee ("CRC").

To be approved a counterparty must:

- comply with prudential rules considered by the CSSF as equivalent to EU prudential supervision rules;
- must be considered creditworthy by the CRC;
- undergo analysis applicable to the counterparty's intended activity, which can include a review of such aspects as company management, liquidity, profitability, corporate structure, capital adequacy, and asset quality, as well as the regulatory framework in the relevant jurisdiction. While there are no predetermined legal status or geographical criteria applied in the selection of the counterparties, these elements will typically be considered as well;
- typically have a minimum investment grade long-term credit rating.

In exceptional circumstances the CRC has the authority to approve counterparties not meeting the minimum ratings.

A downgrade by any one of Fitch, Moody's or S&P of a counterparty's long-term rating below A, or investment grade if a cleared OTC derivatives counterparty, will prompt a review by the CRC. The CRC will, in a timely manner, considering the facts and circumstances of the downgrade, and acting in the best interests of clients, determine whether to cease trading with the affected counterparty, or reduce, or maintain existing exposure.

The minimum long-term credit rating requirement as stated in this Prospectus is subject to change, in which case this section will be updated accordingly at the next available opportunity.

12. Risk Management Process

The Management Company employs a risk management process which enables it to monitor and measure at any time the risk of the positions and their contribution to the overall risk profile of the portfolio, and a process for accurate and independent assessment of the value of OTC derivative instruments. It shall communicate to the CSSF regularly and in accordance with the detailed rules defined by the latter, the types of financial derivative instruments, the underlying risks, the quantitative limits and the methods which are chosen in order to estimate the risks associated with transactions in financial derivative instruments.

The Management Company will ensure that each Fund's global exposure shall not exceed the total net value of the Fund. The global exposure is calculated taking into account the current value of the underlying assets, the counterparty risk, future market movements and the time available to liquidate the positions.

Each Fund may invest within the limits laid down in section 10 above entitled "Investment Restrictions", in financial derivative instruments provided that the exposure to the underlying assets does not exceed in aggregate the investment limits laid down under sub-paragraphs 10.5 (a) to (d) of section 10 above.

The underlying assets of index based financial derivative instruments are not combined to the investment limits laid down under sub-paragraphs 10.5(a) to (d) of section 10 above.

When a transferable security or money market instrument embeds a derivative, the latter must be taken into account when complying with the requirements of the above-mentioned restrictions.

13. Liquidity Risk Management

The Company operates a liquidity risk management policy which identifies, monitors and manages liquidity risks. It takes into account the investment strategy; the liquidity profile; the redemption policy and the dealing frequency to ensure that the liquidity profile of the underlying assets of each Fund will facilitate compliance with such Fund's obligation to meet redemption requests under normal and exceptional market conditions, and to seek to achieve fair treatment and transparency for all Investors.

In summary, the Company's liquidity risk management policy includes the following aspects:

- Review of how liquid each Fund's portfolio is on an ongoing basis and regular assessment of its ongoing liquidity needs including an assessment of whether the subscription and redemption arrangement are appropriate to the relevant Fund's strategy;
- Regular and ongoing scenario modelling and stress testing to ensure that the Fund's position can withstand changes in market conditions and inform investment decisions. This includes extreme scenario testing. Normally the stress testing is performed on a quarterly basis but in times of adverse market conditions or during the period where there are large redemption requests, the stress tests will be performed more frequently, if necessary;
- Fund liquidity is systematically modelled making prudent, but realistic, assumptions of how much of each security could be sold in any one time period. For each Fund, regardless of its underlying assets, this information is then aggregated up to give a broad picture of the liquidity path a portfolio would take were it to be sold as fast as possible, but with minimal market impact. This allows the Funds to be broken up by liquidity exposure, and illiquid positions to be highlighted; and
- Liquidity oversight is carried out by the independent risk team, who are functionally independent of the portfolio management function. The team provides liquidity oversight, and escalates to the Liquidity Committee. The Liquidity Committee has representatives from the risk function, from distribution and from the front office. The committee generally meets on a quarterly basis, and is responsible for identifying and either escalating or resolving liquidity concerns with the Funds.

The Company uses the following tools to manage liquidity, ensure a fair treatment of Investors and to safeguard the interests of remaining Investors however Investors should note that there is a risk that these tools may be ineffective to manage liquidity and redemption risk:

Fair value pricing

When there is no reliable price for an asset (e.g. where the underlying markets are closed for trading at the relevant Fund's valuation point) or the available price does not accurately reflect the fair value of the relevant Fund's holdings, the Company may utilise fair value techniques to make a best estimate of the value of the assets. Please refer to 'Valuation Principles' under the section 'Buying, Redeeming and Switching Shares' of this Prospectus for further information.

For the purposes of clarification, any fair value adjustment will not be taken into account in the NAV when calculating a Performance Fee for those Funds that have a Performance Fee.

Deferred redemption

If total requests for redemptions (including switches) exceed 10% of the total number of Shares of the relevant Fund, the Directors are entitled to defer any redemption request in whole or in part, so that the 10% level is not exceeded. Please refer to the 'Possible Deferral or Suspension of Redemptions' paragraph under the section 'Buying, Redeeming and Switching Shares' of this Prospectus.

Dilution adjustment

Also known as swing pricing. The Directors may, where the level of subscriptions and redemptions meet a predetermined threshold, or where the Directors consider that it is in the best interests of existing Investors make an adjustment to the price of Shares to account for the estimated costs and expenses which may be incurred by the Fund, in order to protect the interests of remaining Investors. Please refer to the 'Swing Pricing' paragraph under the section 'Buying, Redeeming and Switching Shares' of this Prospectus.

Suspension of dealing

In exceptional circumstances, and in the interests of Investors, all subscriptions and redemptions in the Funds may be suspended. Investors will not be able to deal in their Shares when this procedure is in place. Please refer to the 'Possible Deferral or Suspension of Redemptions' paragraph under the section 'Buying, Redeeming and Switching Shares' of this Prospectus.

Market timing and excessive trading

A Principal Distributor, in favour of the Company, may impose a trading fee where the Principal Distributor believes that excessive trading which is to the detriment of other Investors has occurred (e.g. if Shares are redeemed or switched within 90 calendar days of purchase). Please refer to the 'Market Timing and Excessive Trading' paragraph under the section 'Buying, Redeeming and Switching Shares' of this Prospectus.

14. Complaints Handling

Any investor complaints regarding the operation or marketing of the Company are to be sent to the Management Company at 2 Rue de Bitbourg, L-1273 Luxembourg. In any event, the complaints must clearly indicate the investor's contact details and include a brief description of the reason for the complaint. The complaints handling officer of the Management Company will liaise with such contact person as may be appropriate in order to resolve the issue.

If the investor does not receive an answer or a satisfactory answer within one month from the date at which the complaint was sent according to the preceding paragraph, the investor may bring a claim before the Commission de Surveillance du Secteur Financier (CSSF), either by post addressed to the CSSF, 283, route d'Arlon, L-2991 Luxembourg or by email at the following address reclamation@cssf.lu.

The up-to-date complaints handling policy is available on the website www.janushenderson.com. A paper copy of the complaints handling policy is available at the registered office of the Company.

15. Documents Available for Inspection

Copies of the following documents may be inspected and obtained free of charge during usual business hours on any weekday (Saturdays and public holidays excepted) at the registered office of the Company at 2 Rue de Bitbourg, L-1273 Luxembourg, Grand Duchy of Luxembourg:

- (a) the Articles of the Company, and any amendments thereto;

- (b) the Remuneration Policy;
- (c) the complaints handling policy
- (d) the material contracts referred to above, as may be amended from time to time by mutual consent of the parties thereto;
- (e) the latest version of this Prospectus and of the relevant KIID of the Company and its Funds and classes respectively; and
- (f) the latest annual and semi-annual reports of the Company.

Additional information is made available by the Company at its Registered Office, upon request, in accordance with the provisions of Luxembourg laws and regulations. This additional information includes the strategy followed for the exercise of voting rights of the Company, the policy for placing orders to deal on behalf of the Company with other entities and the best execution policy.

Any other information intended for the Shareholders will be provided to them by appropriate notice. When applicable, Shareholders shall be informed in writing or by any other means of communication individually accepted by the Shareholders.

Appendix 1 - Sustainability Approach

The Investment Manager monitors the Funds against the criteria described in this section on an ongoing basis. If an existing investment becomes ineligible based on exclusionary screens, it will be divested within a reasonable period.

Funds that promote environmental and/or social characteristics within the meaning of Article 8(1) of SFDR :

Template pre-contractual disclosure for the financial products referred to in Article 8, paragraphs 1, 2 and 2a, of Regulation (EU) 2019/2088 and Article 6, first paragraph, of Regulation (EU) 2020/852

Product name: Asia-Pacific Property Income Fund

Legal entity identifier: 213800WJ5V5NUGUE9S29

Environmental and/or social characteristics

Does this financial product have a sustainable investment objective?



Yes



No



It will make a minimum of **sustainable investments with an environmental objective:** ____%



in economic activities that qualify as environmentally sustainable under the EU Taxonomy



in economic activities that do not qualify as environmentally sustainable under the EU Taxonomy



It will make a minimum of **sustainable investments with a social objective:** ____%



It **promotes Environmental/Social (E/S) characteristics** and while it does not have as its objective a sustainable investment, it will have a minimum proportion of ____% of sustainable investments



with an environmental objective in economic activities that qualify as environmentally sustainable under the EU Taxonomy



with an environmental objective in economic activities that do not qualify as environmentally sustainable under the EU Taxonomy



with a social objective



It promotes E/S characteristics, but **will not make any sustainable investments**

● **What environmental and/or social characteristics are promoted by this financial product?**

The Fund promotes climate change mitigation through the adoption of GHG emission reductions targets and support for the UN Global Compact principles (which cover matters including human rights, labour, corruption, and environmental pollution). The Fund does not use a reference benchmark to attain its environmental or social characteristics.

Sustainable investment means an investment in an economic activity that contributes to an environmental or social objective, provided that the investment does not significantly harm any environmental or social objective and that the investee companies follow good governance practices.

The **EU Taxonomy** is a classification system laid down in Regulation (EU) 2020/852, establishing a list of **environmentally sustainable economic activities**. That Regulation does not lay down a list of socially sustainable economic activities. Sustainable investments with an environmental objective might be aligned with the Taxonomy or not.



Sustainability indicators measure how the environmental or social characteristics promoted by the financial product are attained.

	<ul style="list-style-type: none"> ● <i>What sustainability indicators are used to measure the attainment of each of the environmental or social characteristics promoted by this financial product?</i> • Overall Global UN Compact Compliance Status • % of portfolio: issuers with science-based emission targets, or a verified commitment to adopt science-based emissions targets.
	<ul style="list-style-type: none"> ● <i>What are the objectives of the sustainable investments that the financial product partially intends to make and how does the sustainable investment contribute to such objectives?</i> <p>Not applicable</p>
	<ul style="list-style-type: none"> ● <i>How do the sustainable investments that the financial product partially intends to make, not cause significant harm to any environmental or social sustainable investment objective?</i> <p>Not applicable</p>
	<p>- — — <i>How have the indicators for adverse impacts on sustainability factors been taken into account?</i></p> <p>Not applicable</p>
	<p>- — — <i>How are the sustainable investments aligned with the OECD Guidelines for Multinational Enterprises and the UN Guiding Principles on Business and Human Rights? Details:</i></p> <p>Not applicable</p>
	<p><i>The EU Taxonomy sets out a “do not significant harm” principle by which Taxonomy-aligned investments should not significantly harm EU Taxonomy objectives and is accompanied by specific EU criteria.</i></p> <p>The “do no significant harm” principle applies only to those investments underlying the financial product that take into account the EU criteria for environmentally sustainable economic activities. The investments underlying the remaining portion of this financial product do not take into account the EU criteria for environmentally sustainable economic activities.</p> <p><i>Any other sustainable investments must also not significantly harm any environmental or social objectives.</i></p>

Principal adverse impacts are the most significant negative impacts of investment decisions on sustainability factors relating to environmental, social and employee matters, respect for human rights, anti-corruption and anti-bribery matters.



Does this financial product consider principal adverse impacts on sustainability factors?

- ☒ Yes
- ☐ No

As at the date of this Prospectus, the Investment Manager considers the following principal adverse impacts on sustainability (the “PAIs”):

<u>Principle Adverse Impact</u>	<u>How is PAI considered?</u>
GHG Emissions	Through engagement with Companies
Carbon Footprint	Through engagement with Companies
GHG Intensity of Investee Companies	Through engagement with companies
Violations of UNGC and OECD	Exclusionary screens
Exposure to controversial weapons	Exclusionary screens

Please see the Fund’s SFDR website disclosures at <https://www.janushenderson.com/en-lu/investor/eu-sfdr-asia-pacific-property-income-fund/> for further details on the current approach adopted and PAIs considered.

The Fund will make information available on how it has considered the PAIs in its periodic report.



The investment strategy guides investment decisions based on factors such as investment objectives and risk tolerance.

What investment strategy does this financial product follow?

This Fund seeks income returns in excess of the benchmark with potential for capital growth through investment in the Asia-Pacific equity markets and specifically through exposure to property related securities.

The binding elements of the investment strategy described below are implemented as exclusionary screens which are coded into the compliance module of the Investment manager’s order management system utilising third-party data provider(s) on an ongoing basis. The exclusionary screens are implemented on both a pre and post trade basis enabling the sub investment advisor to block any proposed transactions in an excluded security and identify any changes to the status of holdings when third-party data is periodically updated.

■ ***What are the binding elements of the investment strategy used to select the investments to attain each of the environmental or social characteristics promoted by this financial product?***

The Investment Manager uses specific screens to help achieve some of the promoted characteristics. For example- to promote climate change mitigation, screens are applied to avoid investment in certain high carbon activities, and it is expected that this will result in the fund having a lower carbon profile. Another example is that to promote support for the UNGC Principles, screens are applied so that the Fund does not invest in issuers that are in breach of the UNGC Principles based on third party data and/or internal research.

Issuers are excluded if they are deemed to have failed to comply with the UN Global Compact Principles (which cover matters including human rights, labour, corruption, and environmental pollution).

The Fund also applies the Firmwide Exclusions Policy (the "Firmwide Exclusions Policy"), which includes controversial weapons:

This applies to all the investment decisions made by the Management Company or Investment Manager. The Firmwide Exclusions Policy may be updated from time to time.

Presently, investment is not permitted in entities involved in the current manufacture of, or minority shareholding of 20% or greater in a manufacturer of controversial weapons, namely:

- Cluster munitions;
- Anti-Personnel mines;
- Chemical weapons;
- Biological weapons.

Classification of issuers is primarily based on activity identification fields supplied by our third-party ESG data providers. This classification is subject to an investment research override in cases where sufficient evidence exists that the third-party data field is not accurate or appropriate. In any scenario where a portfolio position is identified as not meeting this exclusion criteria for any reason (legacy holding, transition holding, etc.) the Investment Manager shall be granted 90 days to review or challenge the classification of the issuer if appropriate. After this period, in the event an investment research override is not granted divestment is required immediately under normal market trading circumstances.

The Investment Manager actively engages with companies to encourage the adoption of science-based emission targets, or a verified commitment to adopt science-based emissions targets (approved or verified by SBT - <https://sciencebasedtargets.org/> or equivalent)¹. The Investment Manager commits a minimum of 10% of companies within the portfolio having approved or committed targets and will monitor the progress of those companies against those targets.

For the purposes of the AMF doctrine, the extra-financial analysis or rating as described above is higher than:

a. 90% for equities issued by large capitalisation companies whose registered office is located in "developed" countries, debt securities and money market instruments with an investment grade credit rating, sovereign debt issued by developed countries.

b. 75% for equities issued by large capitalisations whose registered office is located in "emerging" countries, equities issued by small and medium capitalisations, debt securities and money market instruments with a high yield credit rating and sovereign debt issued by "emerging" countries.

The Investment Manager may only invest in companies that would be excluded by the screens described above if the Investment Manager believes, based on its own research and as approved by its ESG Oversight Committee, that the third-party data used to apply the exclusions is insufficient or inaccurate.

The Investment Manager may consider that the data is insufficient or inaccurate if, for example, the third-party data provider research is historic, vague, based on out of date sources, or the investment manager has other information to make them doubt the accuracy of the research.

Good governance practices include sound management structures, employee relations, remuneration of staff and tax compliance.

Asset allocation describes the share of investments in specific assets.



If the Investment Manager wishes to challenge the third-party data, then the challenge is presented to a cross-functional ESG Oversight Committee who must sign off on the “override” of the third-party data.

If a third party data provider does not provide research on a specific issuer or excluded activity, the Investment Manager may invest if, through its own research, it is satisfied that the issuer is not involved in the excluded activity.

¹ Approved or verified by SBT- <https://sciencebasedtargets.org/> or equivalent

- **What is the committed minimum rate to reduce the scope of the investments considered prior to the application of that investment strategy**

There is no committed minimum rate.

- **What is the policy to assess good governance practices of the investee companies?**

The companies in which investments are made are assessed by the Investment Manager to follow good governance practices.

The good governance practices of investee companies are assessed prior to making an investment and periodically thereafter in accordance with the Sustainability Risk Policy (“Policy”).

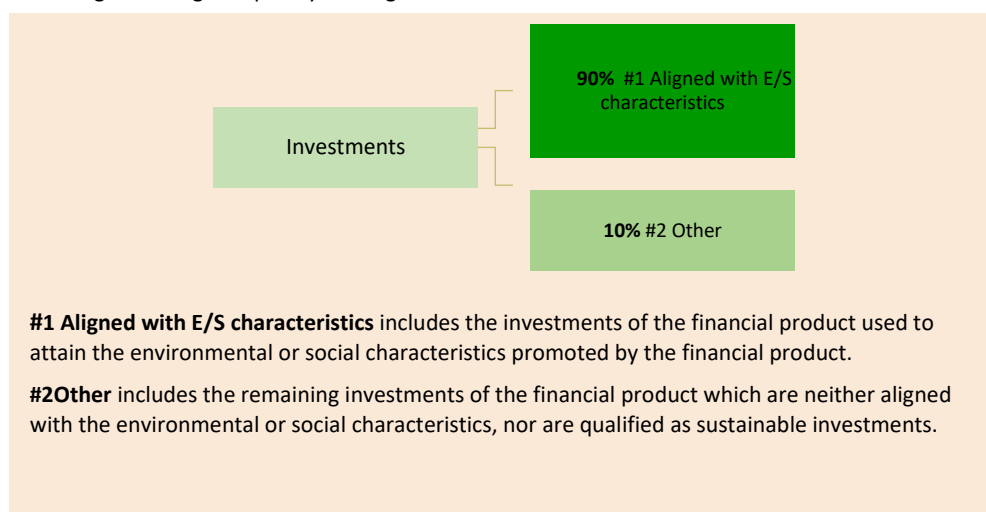
The Policy sets minimum standards against which investee companies will be assessed and monitored by the Investment Manager prior to making an investment and on an ongoing basis. Such standards may include, but are not limited to: sound management structures, employee relations, remuneration of staff and tax compliance.

The Policy can be found incorporated within Janus Henderson’s “ESG Investment Policy” in the “About Us – Environmental, Social and Governance (ESG)” section of the website at www.janushenderson.com.

In addition, the Investment Manager is a signatory to the UN Principles for Responsible Investment (UNPRI). As a signatory, the good governance practices of investee companies are also assessed by having regard to the UNPRI principles prior to making an investment and periodically thereafter.

What is the asset allocation planned for this financial product?

A minimum of 90% of the investments of the financial product are used to meet the environmental or social characteristics promoted by the financial product. Other assets, which are not used to meet the environmental or social characteristics, may include cash or cash equivalents in addition to instruments held for the purposes of efficient portfolio management e.g. temporary holdings of index derivatives.



- **How does the use of derivatives attain the environmental or social characteristics promoted by the financial product?**

Not applicable – the Fund does not use derivatives to attain its environmental or social characteristics.

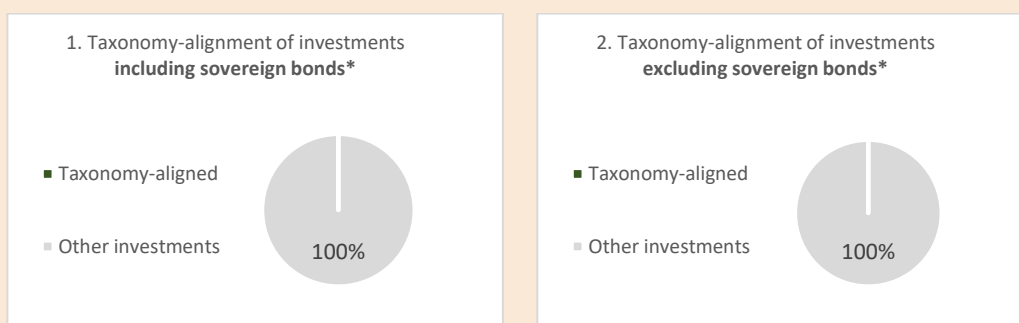


To what minimum extent are sustainable investments with an environmental objective aligned with the EU Taxonomy?

Not applicable. The proportion of investments in the Fund which are aligned with the EU Taxonomy is 0%.

Although the EU Taxonomy provides an ambitious framework to determine the environmental sustainability of economic activities, the EU Taxonomy does not comprehensively cover all industries and sectors, or all environmental objectives. The Investment Manager uses its own methodology to determine whether investments selected for the Fund are promoting environmental characteristics in accordance with the SFDR rules.

The two graphs below show in green the minimum percentage of investments that are aligned with the EU Taxonomy. As there is no appropriate methodology to determine the Taxonomy-alignment of sovereign bonds, the first graph shows the Taxonomy alignment in relation to all the investments of the financial product including sovereign bonds, while the second graph shows the Taxonomy alignment only in relation to the investments of the financial product other than sovereign bonds.*



* For the purpose of these graphs, 'sovereign bonds' consist of all sovereign exposures

What is the minimum share of investments in transitional and enabling activities?

Not applicable.



What is the minimum share of sustainable investments with an environmental objective that are not aligned with the EU Taxonomy?

Not applicable.



What is the minimum share of socially sustainable investments?

Not applicable.

are sustainable investments with an environmental objective that **do not take into account the criteria** for environmentally sustainable economic activities under the EU Taxonomy.

Taxonomy-aligned activities are expressed as a share of:

- **turnover** reflecting the share of revenue from green activities of investee companies
- **capital expenditure (CapEx)** showing the green investments made by investee companies, e.g. for a transition to a green economy.
- **operational expenditure (OpEx)** reflecting green operational activities of investee companies.

Enabling activities directly enable other activities to make a substantial contribution to an environmental objective.

Transitional activities are activities for which low-carbon alternatives are not yet available and among others have greenhouse gas emission levels

Reference benchmarks are indexes to measure whether the financial product attains the environmental or social characteristics that they promote.



What investments are included under “#2 Other”, what is their purpose and are there any minimum environmental or social safeguards?

Other assets may include cash or cash equivalents in addition to instruments held for the purposes of efficient portfolio management e.g., temporary holdings of index derivatives. No minimum environmental or social safeguards are applied to such investments.



Is a specific index designated as a reference benchmark to determine whether this financial product is aligned with the environmental and/or social characteristics that it promotes?

Not applicable.

- ***How is the reference benchmark continuously aligned with each of the environmental or social characteristics promoted by the financial product?***

Not applicable.

- ***How is the alignment of the investment strategy with the methodology of the index ensured on a continuous basis?***

Not applicable.

- ***How does the designated index differ from a relevant broad market index?***

Not applicable.

- ***Where can the methodology used for the calculation of the designated index be found?***

Not applicable.

Where can I find more product specific information online?

More product-specific information can be found at <https://www.janushenderson.com/en-lu/investor/eu-sfdr-asia-pacific-property-income-fund/>.



Further information as to how Janus Henderson approach ESG, including Janus Henderson's "ESG Investment Policy", can be found in the "About Us –Environmental, Social and Governance (ESG)" section of the website at www.janushenderson.com.

Template pre-contractual disclosure for the financial products referred to in Article 8, paragraphs 1, 2 and 2a, of Regulation (EU) 2019/2088 and Article 6, first paragraph, of Regulation (EU) 2020/852

Product name: Emerging Markets Innovation Fund

Legal entity identifier: TBC

Environmental and/or social characteristics

Does this financial product have a sustainable investment objective?

<input checked="" type="radio"/> <input checked="" type="radio"/> <input type="radio"/>	Yes	<input checked="" type="radio"/> <input type="radio"/> <input checked="" type="checkbox"/>	No
<input type="checkbox"/> It will make a minimum of sustainable investments with an environmental objective: ____%	<input type="checkbox"/> in economic activities that qualify as environmentally sustainable under the EU Taxonomy <input type="checkbox"/> in economic activities that do not qualify as environmentally sustainable under the EU Taxonomy	<input type="checkbox"/> It promotes Environmental/Social (E/S) characteristics and while it does not have as its objective a sustainable investment, it will have a minimum proportion of ____% of sustainable investments	<input type="checkbox"/> with an environmental objective in economic activities that qualify as environmentally sustainable under the EU Taxonomy <input type="checkbox"/> with an environmental objective in economic activities that do not qualify as environmentally sustainable under the EU Taxonomy <input type="checkbox"/> with a social objective
<input type="checkbox"/> It will make a minimum of sustainable investments with a social objective: ____%		<input checked="" type="checkbox"/> It promotes E/S characteristics, but will not make any sustainable investments	

● **What environmental and/or social characteristics are promoted by this financial product?**

The Fund promotes climate change mitigation, investment in companies making a positive contribution to the advancement of the UN Sustainable Development Goals, and support for the UNGC Principles (which cover matters including human rights, labour, corruption, and environmental pollution).

The Fund does not use a reference benchmark to attain its environmental or social characteristics.

Sustainable investment means an investment in an economic activity that contributes to an environmental or social objective, provided that the investment does not significantly harm any environmental or social objective and that the investee companies follow good governance practices.

The **EU Taxonomy** is a classification system laid down in Regulation (EU) 2020/852, establishing a list of **environmentally sustainable economic activities**. That Regulation does not lay down a list of socially sustainable economic activities. Sustainable investments with an environmental objective might be aligned with the Taxonomy or not.



Sustainability indicators measure how the environmental or social characteristics promoted by the financial product are attained.

	<ul style="list-style-type: none"> ● What sustainability indicators are used to measure the attainment of each of the environmental or social characteristics promoted by this financial product? <ul style="list-style-type: none"> • Carbon – Carbon Intensity Scope 1 & 2 <i>This represents the company's most recently reported or estimated Scope 1 + Scope 2 greenhouse gas emissions normalized by sales, which allows for comparison between companies of different sizes.</i> • % of the portfolio aligned with the UN Sustainable Development Goals.
	<ul style="list-style-type: none"> ● What are the objectives of the sustainable investments that the financial product partially intends to make and how does the sustainable investment contribute to such objectives? <p>Not applicable</p>
	<ul style="list-style-type: none"> ● How do the sustainable investments that the financial product partially intends to make, not cause significant harm to any environmental or social sustainable investment objective? <p>Not applicable</p>
	<p>— — How have the indicators for adverse impacts on sustainability factors been taken into account?</p> <p>Not applicable</p>
	<p>— — How are the sustainable investments aligned with the OECD Guidelines for Multinational Enterprises and the UN Guiding Principles on Business and Human Rights? Details:</p> <p>Not applicable</p>
	<p><i>The EU Taxonomy sets out a “do not significant harm” principle by which Taxonomy-aligned investments should not significantly harm EU Taxonomy objectives and is accompanied by specific EU criteria.</i></p> <p>The “do no significant harm” principle applies only to those investments underlying the financial product that take into account the EU criteria for environmentally sustainable economic activities. The investments underlying the remaining portion of this financial product do not take into account the EU criteria for environmentally sustainable economic activities.</p> <p><i>Any other sustainable investments must also not significantly harm any environmental or social objectives.</i></p>

Principal adverse impacts are the most significant negative impacts of investment decisions on sustainability factors relating to environmental, social and employee matters, respect for human rights, anti-corruption and anti-bribery matters.

The investment strategy guides investment decisions based on factors such as investment objectives and risk tolerance.



Does this financial product consider principal adverse impacts on sustainability factors?

☒ Yes
☐ No

As at the date of this Prospectus, the Investment Manager considers the following principal adverse impacts on sustainability factors ("PAIs"):

Principle Adverse Impact	How is PAI considered?
Violations of UNGC and OECD	Exclusionary screens
Exposure to controversial weapons	Exclusionary screens

Please see the Fund's SFDR website disclosures at: <https://www.janushenderson.com/en-lu/investor/eu-sfdr-horizon-emerging-markets-innovation-fund/> for further details on the current approach adopted and PAIs considered.

The Fund will make information available on how it has considered the PAIs in its periodic report.

What investment strategy does this financial product follow?

This Fund seeks capital growth through investment in emerging equity markets and specifically through exposure to innovative companies as defined above. Investors should read this section in conjunction with the Fund's investment strategy (as set out in the section 'Funds' of the Prospectus).

The binding elements of the investment strategy described below are implemented as exclusionary screens which are coded into the compliance module of the Investment Manager's order management system utilising third-party data provider(s) on an ongoing basis. The exclusionary screens are implemented on both a pre and post trade basis enabling the sub investment advisor to block any proposed transactions in an excluded security and identify any changes to the status of holdings when third-party data is periodically updated.

One binding element is not included as an exclusionary screen within the order management system, this is the "aim to have a lower carbon intensity than MSCI Emerging Markets Index (the "Benchmark"). This commitment is monitored on a monthly basis by comparing the carbon intensity number of the portfolio and its benchmark as calculated by a third-party data provider.

What are the binding elements of the investment strategy used to select the investments to attain each of the environmental or social characteristics promoted by this financial product?

The Investment Manager uses specific screens to help achieve some of the promoted characteristics. For example, to promote support for the UNGC Principles, screens are applied so that the Fund does not invest in issuers that are in breach of the UNGC Principles based on third party data and/or internal research.

The Investment Manager applies screens to exclude issuers if they are deemed to have failed to comply with the UNGC Principles (which cover matters including human rights, labour, corruption, and environmental pollution).

The Fund also applies the Firmwide Exclusions Policy (the "Firmwide Exclusions Policy"), which includes controversial weapons:

This applies to all the investment decisions made by the Management Company or Investment Manager. The Firmwide Exclusions Policy may be updated from time to time.

Presently, investment is not permitted in entities involved in the current manufacture of, or minority shareholding of 20% or greater in a manufacturer of controversial weapons, namely:

- Cluster munitions;
- Anti-Personnel mines;
- Chemical weapons;
- Biological weapons.

Classification of issuers is primarily based on activity identification fields supplied by our third-party ESG data providers. This classification is subject to an investment research override in cases where sufficient evidence exists that the third-party data field is not accurate or appropriate. In any scenario where a portfolio position is identified as not meeting this exclusion criteria for any reason (legacy holding, transition holding, etc.) the Investment Manager shall be granted 90 days to review or challenge the classification of the issuer if appropriate. After this period, in the event an investment research override is not granted divestment is required immediately under normal market trading circumstances.

The Investment Manager will ensure that at least 20% of the net asset value of the Fund will be aligned with any of the UN Sustainable Development Goals.

The Fund will aim to have a lower carbon intensity than its benchmark.

For the purposes of the AMF doctrine, the extra-financial analysis or rating as described above is higher than:

- a. 90% for equities issued by large capitalisation companies whose registered office is located in "developed" countries, debt securities and money market instruments with an investment grade credit rating, sovereign debt issued by developed countries.
- b. 75% for equities issued by large capitalisations whose registered office is located in "emerging" countries, equities issued by small and medium capitalisations, debt securities and money market instruments with a high yield credit rating and sovereign debt issued by "emerging" countries.

The Investment Manager may only invest in companies that would be excluded by the screens described above if the Investment Manager believes, based on its own research and as approved by its ESG Oversight Committee, that the third-party data used to apply the exclusions is insufficient or inaccurate.

The Investment Manager may consider that the data is insufficient or inaccurate if, for example, the third-party data provider research is historic, vague, based on out of date sources, or the investment manager has other information to make them doubt the accuracy of the research.

If the Investment Manager wishes to challenge the third-party data, then the challenge is presented to a cross-functional ESG Oversight Committee who must sign off on the "override" of the third-party data.

If a third party data provider does not provide research on a specific issuer or excluded activity, the Investment Manager may invest if, through its own research, it is satisfied that the issuer is not involved in the excluded activity.

- ***What is the committed minimum rate to reduce the scope of the investments considered prior to the application of that investment strategy***

There is no committed minimum rate.

Good governance practices include sound management structures, employee relations, remuneration of staff and tax compliance.

Asset allocation describes the share of investments in specific assets.



- **What is the policy to assess good governance practices of the investee companies?**

The companies in which investments are made are assessed by the Investment Manager to follow good governance practices.

The good governance practices of investee companies are assessed prior to making an investment and periodically thereafter in accordance with the Sustainability Risk Policy ("Policy").

The Policy sets minimum standards against which investee companies will be assessed and monitored by the Investment Manager prior to making an investment and on an ongoing basis. Such standards may include, but are not limited to: sound management structures, employee relations, remuneration of staff and tax compliance.

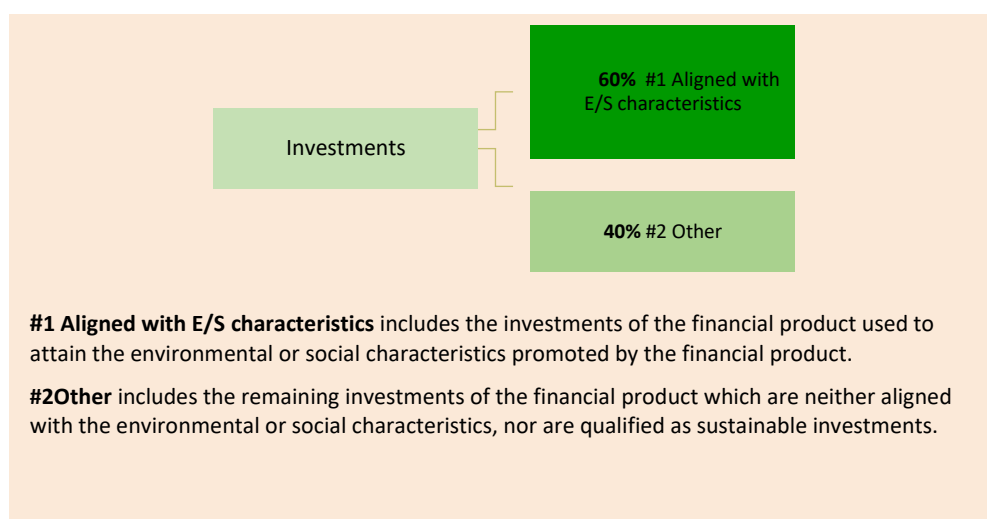
The Policy can be found incorporated within Janus Henderson's "ESG Investment Policy" in the "About Us – Environmental, Social and Governance (ESG)" section of the website at www.janushenderson.com.

In addition, the Investment Manager is a signatory to the UN Principles for Responsible Investment (UNPRI). As a signatory, the good governance practices of investee companies are also assessed by having regard to the UNPRI principles prior to making an investment and periodically thereafter.

What is the asset allocation planned for this financial product?

A minimum of 60% of the investments of the financial product are used to meet the environmental or social characteristics promoted by the financial product. Other assets, which are not used to meet the environmental or social characteristics, may include cash or cash equivalents in addition to instruments held for the purposes of efficient portfolio management e.g. temporary holdings of index derivatives. Data for the environmental and social characteristics is more limited for emerging markets companies. As such, some of the other assets will include companies that do not report on the metrics described above.

The lower carbon intensity than the Benchmark characteristic is applied at the portfolio level (and not at the level of individual holdings, which may have a higher carbon profile than the portfolio level average or the Benchmark).



- **How does the use of derivatives attain the environmental or social characteristics promoted by the financial product?**

Not applicable – the Fund does not use derivatives to attain its environmental or social characteristics.



are sustainable investments with an environmental objective that **do not take into account the criteria** for environmentally sustainable economic activities under the EU Taxonomy.



To what minimum extent are sustainable investments with an environmental objective aligned with the EU Taxonomy?

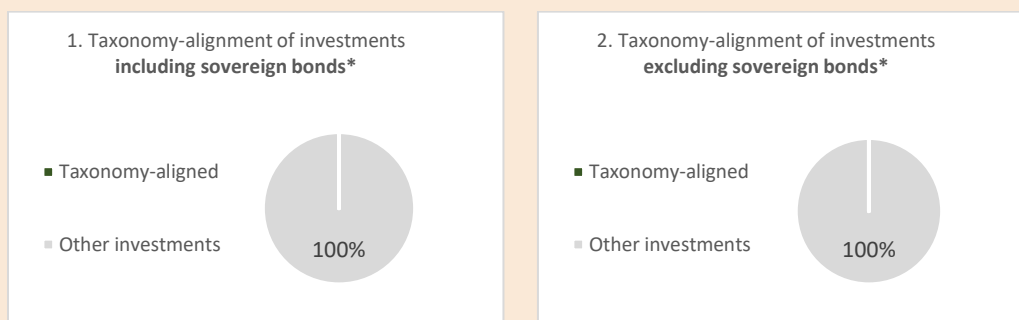
Not applicable.

The proportion of investments in the Fund which are aligned with the EU Taxonomy is 0%. Although the EU Taxonomy provides an ambitious framework to determine the environmental sustainability of economic activities, the EU Taxonomy does not comprehensively cover all industries and sectors, or all environmental objectives. The Investment Manager uses its own methodology to determine whether investments selected for the Fund are promoting environmental characteristics in accordance with the SFDR rules.

Taxonomy-aligned activities are expressed as a share of:

- **turnover** reflecting the share of revenue from green activities of investee companies
- **capital expenditure** (CapEx) showing the green investments made by investee companies, e.g. for a transition to a green economy.
- **operational expenditure** (OpEx) reflecting green operational activities of investee companies.

The two graphs below show in green the minimum percentage of investments that are aligned with the EU Taxonomy. As there is no appropriate methodology to determine the Taxonomy-alignment of sovereign bonds, the first graph shows the Taxonomy alignment in relation to all the investments of the financial product including sovereign bonds, while the second graph shows the Taxonomy alignment only in relation to the investments of the financial product other than sovereign bonds.*



* For the purpose of these graphs, 'sovereign bonds' consist of all sovereign exposures

What is the minimum share of investments in transitional and enabling activities?

Not applicable.



What is the minimum share of sustainable investments with an environmental objective that are not aligned with the EU Taxonomy?

Not applicable.



What is the minimum share of socially sustainable investments?

Not applicable.

Enabling activities directly enable other activities to make a substantial contribution to an environmental objective.

Transitional activities are activities for which low-carbon alternatives are not yet available and among others have greenhouse gas emission levels

Reference benchmarks are indexes to measure whether the financial product attains the environmental or social characteristics that they promote.



What investments are included under “#2 Other”, what is their purpose and are there any minimum environmental or social safeguards?

Other assets may include cash or cash equivalents in addition to instruments held for the purposes of efficient portfolio management e.g. temporary holdings of index derivatives. No minimum environmental or social safeguards are applied to such investments.



Is a specific index designated as a reference benchmark to determine whether this financial product is aligned with the environmental and/or social characteristics that it promotes?

Not applicable.

- ***How is the reference benchmark continuously aligned with each of the environmental or social characteristics promoted by the financial product?***

Not applicable.

- ***How is the alignment of the investment strategy with the methodology of the index ensured on a continuous basis?***

Not applicable.

- ***How does the designated index differ from a relevant broad market index?***

Not applicable.

- ***Where can the methodology used for the calculation of the designated index be found?***

Not applicable.

Where can I find more product specific information online?

More product-specific information can be found at <https://www.janushenderson.com/en-lu/investor/eu-sfdr-horizon-emerging-markets-innovation-fund/>.

Further information as to how Janus Henderson approach ESG, including Janus Henderson’s “ESG Investment Policy”, can be found in the “About Us –Environmental, Social and Governance (ESG)” section of the website at www.janushenderson.com.

Template pre-contractual disclosure for the financial products referred to in Article 8, paragraphs 1, 2 and 2a, of Regulation (EU) 2019/2088 and Article 6, first paragraph, of Regulation (EU) 2020/852

Product name: Responsible Resources Fund

Legal entity identifier: 213800SUMWA13II54903

Environmental and/or social characteristics

Does this financial product have a sustainable investment objective?



Yes



No



It will make a minimum of **sustainable investments with an environmental objective:** ____%



in economic activities that qualify as environmentally sustainable under the EU Taxonomy



in economic activities that do not qualify as environmentally sustainable under the EU Taxonomy



It will make a minimum of **sustainable investments with a social objective:** ____%



It **promotes Environmental/Social (E/S) characteristics** and while it does not have as its objective a sustainable investment, it will have a minimum proportion of ____% of sustainable investments



with an environmental objective in economic activities that qualify as environmentally sustainable under the EU Taxonomy



with an environmental objective in economic activities that do not qualify as environmentally sustainable under the EU Taxonomy



with a social objective



It promotes E/S characteristics, but **will not make any sustainable investments**

- **What environmental and/or social characteristics are promoted by this financial product?**

The Fund promotes climate change mitigation, support for the UNG principles (which cover matters including human rights, labour, corruption and environmental pollution) and investment in companies aligned with the following sustainability themes: energy transition; sustainable mobility; sustainable industry; sustainable agribusiness; and carbon reduction. The Fund does not use a reference benchmark to attain its environmental or social characteristics.

Sustainable investment means an investment in an economic activity that contributes to an environmental or social objective, provided that the investment does not significantly harm any environmental or social objective and that the investee companies follow good governance practices.

The **EU Taxonomy** is a classification system laid down in Regulation (EU) 2020/852, establishing a list of **environmentally sustainable economic activities**. That Regulation does not lay down a list of socially sustainable economic activities. Sustainable investments with an environmental objective might be aligned with the Taxonomy or not.



Sustainability indicators measure how the environmental or social characteristics promoted by the financial product are attained.

- **What sustainability indicators are used to measure the attainment of each of the environmental or social characteristics promoted by this financial product?**

- Carbon – Carbon footprint scope 1 and 2

This represents the company's most recently reported or estimated Scope 1 + Scope 2 greenhouse gas emissions (if available). Scope 1 emissions are those from sources owned or controlled by the company, typically direct combustion of fuel as in a furnace or vehicle. Scope 2 emissions are those caused by the generation of electricity purchased by the company.

- Overall UNGC Compliance Status

- % of portfolio aligned with the Fund's sustainability themes based on internal proprietary methodology

- **What are the objectives of the sustainable investments that the financial product partially intends to make and how does the sustainable investment contribute to such objectives?**

Not applicable

- **How do the sustainable investments that the financial product partially intends to make, not cause significant harm to any environmental or social sustainable investment objective?**

Not applicable

How have the indicators for adverse impacts on sustainability factors been taken into account?

Not applicable

How are the sustainable investments aligned with the OECD Guidelines for Multinational Enterprises and the UN Guiding Principles on Business and Human Rights? Details:

Not applicable

The EU Taxonomy sets out a "do not significant harm" principle by which Taxonomy-aligned investments should not significantly harm EU Taxonomy objectives and is accompanied by specific EU criteria.

The "do no significant harm" principle applies only to those investments underlying the financial product that take into account the EU criteria for environmentally sustainable economic activities. The investments underlying the remaining portion of this financial product do not take into account the EU criteria for environmentally sustainable economic activities.

Any other sustainable investments must also not significantly harm any environmental or social objectives.

Principal adverse impacts are the most significant negative impacts of investment decisions on sustainability factors relating to environmental, social and employee matters, respect for human rights, anti-corruption and anti-bribery matters.



Does this financial product consider principal adverse impacts on sustainability factors?

☒

Yes

☐

No

As at the date of this Prospectus, the Investment Manager considers the following principal adverse impacts on sustainability factors ("PAIs"):

<u>Principle Adverse Impact</u>	<u>How is PAI considered?</u>
GHG Emissions	Exclusionary screens
Carbon Footprint	Exclusionary screens
GHG Intensity of Investee Companies	Exclusionary screens
Exposure to companies active in fossil fuel	Exclusionary screens
Violations of UNGC and OECD	Exclusionary screens
Exposure to controversial weapons	Exclusionary screens

Please see the Fund's SFDR website disclosures at: <https://www.janushenderson.com/en-lu/investor/eu-sfdr-responsible-resources-fund/> for further details on the approach adopted and PAIs considered.

The Fund will make information available on how it has considered the PAIs in its periodic report.

What investment strategy does this financial product follow?

This Fund seeks capital growth through investment in the global equity markets and specifically through exposure to the natural resources sector. Investors should read this section in conjunction with the Fund's investment strategy (as set out in the section 'Funds' of the Prospectus).

The binding elements of the investment strategy described below are implemented as exclusionary screens which are coded into the compliance module of the Investment Manager's order management system utilising third-party data provider(s) on an ongoing basis.

The exclusionary screens are implemented on both a pre and post trade basis enabling the sub investment advisor to block any proposed transactions in an excluded security and identify any changes to the status of holdings when third-party data is periodically updated.

The binding criteria to gain exposure to companies aligned to at least one of the sustainability themes referenced above is overseen by periodic desk reviews to identify that sufficient research has been undertaken

The investment strategy guides investment decisions based on factors such as investment objectives and risk tolerance.

and documented to evidence that issuers within the Fund make a positive contribution towards and have been correctly mapped to the sustainability themes referenced below.

■ ***What are the binding elements of the investment strategy used to select the investments to attain each of the environmental or social characteristics promoted by this financial product?***

The Investment Manager uses specific screens to help achieve some of the promoted characteristics. For example-to promote climate change mitigation, screens are applied to avoid investment in certain high carbon activities, and it is expected that this will result in the fund having a lower carbon profile. Another example is that to promote support for the UNGC Principles, screens are applied so that the Fund does not invest in issuers that are in breach of the UNGC Principles based on third party data and/or internal research.

The Investment Manager applies screens to exclude direct investment in issuers based on their involvement in certain activities. Specifically, issuers are excluded if they derive more than 10% of their revenue from the production of fossil fuels. Issuers are also excluded if they are deemed to have failed to comply with the UNGC Principles (which cover matters including human rights, labour, corruption, and environmental pollution).

The Fund also applies the Firmwide Exclusions Policy (the "Firmwide Exclusions Policy"), which includes controversial weapons:

This applies to all the investment decisions made by the Management Company or Investment Manager. The Firmwide Exclusions Policy may be updated from time to time.

Presently, investment is not permitted in entities involved in the current manufacture of, or minority shareholding of 20% or greater in a manufacturer of controversial weapons, namely:

- Cluster munitions;
- Anti-Personnel mines;
- Chemical weapons;
- Biological weapons.

Classification of issuers is primarily based on activity identification fields supplied by our third-party ESG data providers. This classification is subject to an investment research override in cases where sufficient evidence exists that the third-party data field is not accurate or appropriate. In any scenario where a portfolio position is identified as not meeting this exclusion criteria for any reason (legacy holding, transition holding, etc.) the Investment Manager shall be granted 90 days to review or challenge the classification of the issuer if appropriate. After this period, in the event an investment research override is not granted divestment is required immediately under normal market trading circumstances.

The investment strategy of the Fund seeks to gain an at least 80% exposure to companies aligned with at least one of the following sustainability themes: energy transition; sustainable mobility; sustainable industry; sustainable agribusiness; and carbon reduction.

For the purposes of the AMF doctrine, the extra-financial analysis or rating as described above is higher than:

- a. 90% for equities issued by large capitalisation companies whose registered office is located in "developed" countries, debt securities and money market instruments with an investment grade credit rating, sovereign debt issued by developed countries.
- b. 75% for equities issued by large capitalisations whose registered office is located in "emerging" countries, equities issued by small and medium capitalisations, debt securities and money market instruments with a high yield credit rating and sovereign debt issued by "emerging" countries.

The Investment Manager may only invest in companies that would be excluded by the screens described above if the Investment Manager believes, based on its own research and as approved by its ESG Oversight Committee, that the third-party data used to apply the exclusions is insufficient or inaccurate.

Good governance practices include sound management structures, employee relations, remuneration of staff and tax compliance.

Asset allocation describes the share of investments in specific assets.



The Investment Manager may consider that the data is insufficient or inaccurate if, for example, the third-party data provider research is historic, vague, based on out of date sources, or the investment manager has other information to make them doubt the accuracy of the research.

If the Investment Manager wishes to challenge the third-party data then the challenge is presented to a cross-functional ESG Oversight Committee who must sign off on the “override” of the third-party data.

If a third party data provider does not provide research on a specific issuer or excluded activity, the Investment Manager may invest if, through its own research, it is satisfied that the issuer is not involved in the excluded activity.

- ***What is the committed minimum rate to reduce the scope of the investments considered prior to the application of that investment strategy***

There is no committed minimum rate.

- ***What is the policy to assess good governance practices of the investee companies?***

The companies in which investments are made are assessed by the Investment Manager to follow good governance practices.

The good governance practices of investee companies are assessed prior to making an investment and periodically thereafter in accordance with the Sustainability Risk Policy (“Policy”).

The Policy sets minimum standards against which investee companies will be assessed and monitored by the Investment Manager prior to making an investment and on an ongoing basis. Such standards may include, but are not limited to: sound management structures, employee relations, remuneration of staff and tax compliance. Generally accepted corporate governance standards may be adjusted for smaller organisations or to take account of local governance standards where appropriate at the discretion of the Investment Manager.

The Policy can be found incorporated within Janus Henderson’s “ESG Investment Policy” in the “About Us – Environmental, Social and Governance (ESG)” section of the website at www.janushenderson.com.

In addition, the Investment Manager is a signatory to the UN Principles for Responsible Investment (UNPRI). As a signatory, the good governance practices of investee companies are also assessed by having regard to the UNPRI principles prior to making an investment and periodically thereafter.

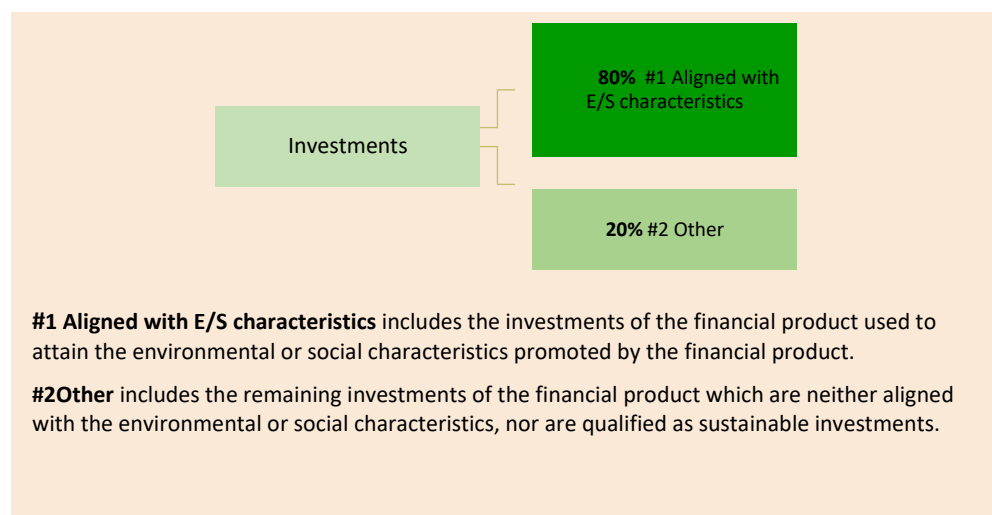
What is the asset allocation planned for this financial product?

A minimum of 80% of the investments of the financial product are used to meet the environmental or social characteristics promoted by the financial product. Other assets, which are not used to meet the environmental or social characteristics, may include cash or cash equivalents in addition to instruments held for the purposes of efficient portfolio management e.g. temporary holdings of index derivatives.

are sustainable investments with an environmental objective that **do not take into account the criteria** for environmentally sustainable economic activities under the EU Taxonomy.

Taxonomy-aligned activities are expressed as a share of:

- **turnover** reflecting the share of revenue from green activities of investee companies
- **capital expenditure (CapEx)** showing the green investments made by investee companies, e.g. for a transition to a green economy.
- **operational expenditure (OpEx)** reflecting green operational activities of investee companies.



● **How does the use of derivatives attain the environmental or social characteristics promoted by the financial product?**

Not applicable – the Fund does not use derivatives to attain its environmental or social characteristics.


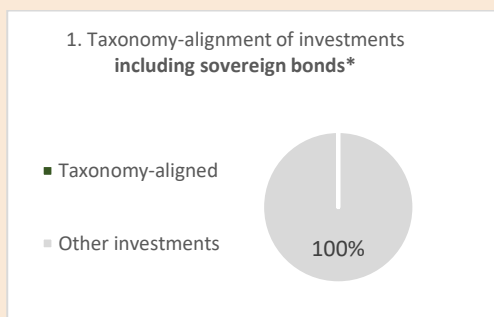


To what minimum extent are sustainable investments with an environmental objective aligned with the EU Taxonomy?

Not applicable.

The proportion of investments in the Fund which are aligned with the EU Taxonomy is 0%. Although the EU Taxonomy provides an ambitious framework to determine the environmental sustainability of economic activities, the EU Taxonomy does not comprehensively cover all industries and sectors, or all environmental objectives. The Investment Manager uses its own methodology to determine whether investments selected for the Fund are promoting environmental characteristics in accordance with the SFDR rules.

The two graphs below show in green the minimum percentage of investments that are aligned with the EU Taxonomy. As there is no appropriate methodology to determine the Taxonomy-alignment of sovereign bonds, the first graph shows the Taxonomy alignment in relation to all the investments of the financial product including sovereign bonds, while the second graph shows the Taxonomy alignment only in relation to the investments of the financial product other than sovereign bonds.*



* For the purpose of these graphs, 'sovereign bonds' consist of all sovereign exposures

Enabling activities directly enable other activities to make a substantial contribution to an environmental objective.

Transitional activities are activities for which low-carbon alternatives are not yet available and among others have greenhouse gas emission levels

Reference benchmarks are indexes to measure whether the financial product attains the environmental or social characteristics that they promote.



What is the minimum share of investments in transitional and enabling activities?

Not applicable.



What is the minimum share of sustainable investments with an environmental objective that are not aligned with the EU Taxonomy?

Not applicable.



What is the minimum share of socially sustainable investments?

Not applicable.



What investments are included under “#2 Other”, what is their purpose and are there any minimum environmental or social safeguards?

Other assets may include cash or cash equivalents in addition to instruments held for the purposes of efficient portfolio management e.g., temporary holdings of index derivatives. No minimum environmental or social safeguards are applied to such investments.



Is a specific index designated as a reference benchmark to determine whether this financial product is aligned with the environmental and/or social characteristics that it promotes?

Not applicable.

- **How is the reference benchmark continuously aligned with each of the environmental or social characteristics promoted by the financial product?**

Not applicable.

- **How is the alignment of the investment strategy with the methodology of the index ensured on a continuous basis?**

Not applicable.

- **How does the designated index differ from a relevant broad market index?**

Not applicable.

- **Where can the methodology used for the calculation of the designated index be found?**

Not applicable.

Where can I find more product specific information online?

More product-specific information can be found at <https://www.janushenderson.com/en-lu/investor/eu-sfdr-responsible-resources-fund/> .

Further information as to how Janus Henderson approach ESG, including Janus Henderson’s “ESG Investment Policy”, can be found in the “About Us –Environmental, Social and Governance (ESG)” section of the website at www.janushenderson.com.

Sustainable investment means an investment in an economic activity that contributes to an environmental or social objective, provided that the investment does not significantly harm any environmental or social objective and that the investee companies follow good governance practices.

The EU Taxonomy is a classification system laid down in Regulation (EU) 2020/852, establishing a list of **environmentally sustainable economic activities**. That Regulation does not lay down a list of socially sustainable economic activities. Sustainable investments with an environmental objective might be aligned with the Taxonomy or not.



Sustainability indicators measure how the environmental or social characteristics promoted by the financial product are attained.

ANNEX II

Template pre-contractual disclosure for the financial products referred to in Article 8, paragraphs 1, 2 and 2a, of Regulation (EU) 2019/2088 and Article 6, first paragraph, of Regulation (EU) 2020/852

Product name: Global Property Equities Fund
Legal entity identifier:213800JUO8N42HYG8F65

Environmental and/or social characteristics

Does this financial product have a sustainable investment objective?	
<div><div><div></div><div></div><div></div></div>Yes</div>	<div><div><div></div><div></div><div></div></div>No</div>
<div><div><div></div></div>It will make a minimum of sustainable investments with an environmental objective: ____%</div> <div><div><div></div></div>in economic activities that qualify as environmentally sustainable under the EU Taxonomy</div> <div><div><div></div></div>in economic activities that do not qualify as environmentally sustainable under the EU Taxonomy</div>	<div><div><div></div></div>It promotes Environmental/Social (E/S) characteristics and while it does not have as its objective a sustainable investment, it will have a minimum proportion of ____% of sustainable investments</div> <div><div><div></div></div>with an environmental objective in economic activities that qualify as environmentally sustainable under the EU Taxonomy</div> <div><div><div></div></div>with an environmental objective in economic activities that do not qualify as environmentally sustainable under the EU Taxonomy</div> <div><div><div></div></div>with a social objective</div>
<div><div><div></div></div>It will make a minimum of sustainable investments with a social objective: ____%</div>	<div><div><div></div></div>XIt promotes E/S characteristics, but will not make any sustainable investments</div>

- What environmental and / or social characteristics are promoted by this financial product?

The Fund promotes climate change mitigation through the adoption of GHG emission reductions targets and support for the UN Global Compact Principles (which cover matters including human rights, labour, corruption, and environmental pollution). The Fund also seeks to avoid investments in certain activities with the potential

	<p>to cause harm to human health and wellbeing by applying binding exclusions. The Fund does not use a reference benchmark to attain its environmental or social characteristics.</p>
	<ul style="list-style-type: none"> ● <i>What sustainability indicators are used to measure the attainment of each of the environmental or social characteristics promoted by this financial product?</i> ● Overall Global UN Compact Compliance Status ● % of portfolio: issuers with science-based emission targets, or a verified commitment to adopt science-based emissions targets. ● ESG Exclusionary screens – see “What are the binding elements of the investment strategy used to select the investments to attain each of the environmental or social characteristics promoted by this financial product?” below for details on the exclusions.
	<ul style="list-style-type: none"> ● <i>What are the objectives of the sustainable investments that the financial product partially intends to make and how does the sustainable investment contribute to such objectives?</i> <p>Not applicable</p>
	<ul style="list-style-type: none"> ● <i>How do the sustainable investments that the financial product partially intends to make, not cause significant harm to any environmental or social sustainable investment objective?</i> <p>Not applicable</p>
	<p>— — — <i>How have the indicators for adverse impacts on sustainability factors been taken into account?</i></p> <p>Not applicable</p>
	<p>— — — <i>How are the sustainable investments aligned with the OECD Guidelines for Multinational Enterprises and the UN Guiding Principles on Business and Human Rights? Details:</i></p> <p>Not applicable</p>

Principal adverse impacts are the most significant negative impacts of investment decisions on sustainability factors relating to environmental, social and employee matters, respect for human rights, anti-corruption and anti-bribery matters.

The EU Taxonomy sets out a “do not significant harm” principle by which Taxonomy-aligned investments should not significantly harm EU Taxonomy objectives and is accompanied by specific EU criteria.

The “do no significant harm” principle applies only to those investments underlying the financial product that take into account the EU criteria for environmentally sustainable economic activities. The investments underlying the remaining portion of this financial product do not take into account the EU criteria for environmentally sustainable economic activities.

Any other sustainable investments must also not significantly harm any environmental or social objectives.



Does this financial product consider principal adverse impacts on sustainability factors?

- ☒ Yes
- ☐ No

As at the date of this Prospectus, the Investment Manager considers the following principal adverse impacts on sustainability factors (“PAIs”):

<u>Principle Adverse Impact</u>	<u>How is PAI considered?</u>
GHG Emissions	Through engagement with companies
Carbon Footprint	Through Engagement with Companies
GHG Intensity of Investee Companies	Through engagement with Companies
Violations of UNGC and OECD	Exclusionary screens
Exposure to controversial weapons	Exclusionary screens



The investment strategy guides investment decisions based on factors such as investment objectives and risk tolerance.

Please see the Fund's SFDR website disclosures at <https://www.janushenderson.com/en-lu/investor/eu-sfdr-global-property-equities-fund/> for further details on the current approach adopted and PAIs considered.

The Fund will make information available on how it has considered the PAIs in its periodic report.

■ **What investment strategy does this financial product follow?**

This Fund seeks capital growth through investment in the global equity markets and specifically through exposure to property related securities.

The binding elements of the investment strategy described below are implemented as exclusionary screens which are coded into the compliance module of the Investment manager's order management system utilising third-party data provider(s) on an ongoing basis. The exclusionary screens are implemented on both a pre and post trade basis enabling the sub investment advisor to block any proposed transactions in an excluded security and identify any changes to the status of holdings when third-party data is periodically updated.

One binding criteria – "exclude direct investment in Prison Real Estate Investment Trusts (REITS)" is not available as automated data points and is evidenced by external or in-house research.

■ ***What are the binding elements of the investment strategy used to select the investments to attain each of the environmental or social characteristics promoted by this financial product?***

The Investment Manager uses specific screens to help achieve some of the promoted characteristics. For example- to promote climate change mitigation, screens are applied to avoid investment in certain high carbon activities, and it is expected that this will result in the fund having a lower carbon profile. Another example is that to promote support for the UNGC Principles, screens are applied so that the Fund does not invest in issuers that are in breach of the UNGC Principles based on third party data and/or internal research.

The Investment Manager applies screens to exclude direct investment in Prison Real Estate Investment Trusts (REITS). Issuers are also excluded if they are deemed to have failed to comply with the UN Global Compact Principles (which cover matters including human rights, labour, corruption, and environmental pollution).

The Fund also applies the Firmwide Exclusions Policy (the "Firmwide Exclusions Policy"), which includes controversial weapons:

This applies to all the investment decisions made by the Management Company or Investment Manager. The Firmwide Exclusions Policy may be updated from time to time.

Presently, investment is not permitted in entities involved in the current manufacture of, or minority shareholding of 20% or greater in a manufacturer of controversial weapons, namely:

- Cluster munitions;
- Anti-Personnel mines;
- Chemical weapons;
- Biological weapons.

Classification of issuers is primarily based on activity identification fields supplied by our third-party ESG data providers. This classification is subject to an investment research override in cases where sufficient evidence exists that the third-party data field is not accurate or appropriate. In any scenario where a portfolio position is identified as not meeting this exclusion criteria for any reason (legacy holding, transition holding, etc.) the Investment Manager shall be granted 90 days to review or challenge the classification of the issuer if appropriate. After this period, in the event an investment research override is not granted divestment is required immediately under normal market trading circumstances.

The Investment Manager actively engages with companies to encourage the adoption of science-based emission targets, or a verified commitment to adopt science-based emissions targets¹. The Investment Manager commits a minimum of 10% of companies within the portfolio having approved or committed targets and will monitor the progress of those companies against those targets.

For the purposes of the AMF doctrine, the extra-financial analysis or rating as described above is higher than:

- a. 90% for equities issued by large capitalisation companies whose registered office is located in "developed" countries, debt securities and money market instruments with an investment grade credit rating, sovereign debt issued by developed countries.
- b. 75% for equities issued by large capitalisations whose registered office is located in "emerging" countries, equities issued by small and medium capitalisations, debt securities and money market instruments with a high yield credit rating and sovereign debt issued by "emerging" countries.

The Investment Manager may only invest in companies that would be excluded by the screens described above if the Investment Manager believes, based on its own research and as approved by its ESG Oversight Committee, that the third-party data used to apply the exclusions is insufficient or inaccurate.

The Investment Manager may consider that the data is insufficient or inaccurate if, for example, the third-party data provider research is historic, vague, based on out of date sources, or the investment manager has other information to make them doubt the accuracy of the research.

If the Investment Manager wishes to challenge the third-party data, then the challenge is presented to a cross-functional ESG Oversight Committee who must sign off on the "override" of the third-party data.

If a third party data provider does not provide research on a specific issuer or excluded activity, the Investment Manager may invest if, through its own research, it is satisfied that the issuer is not involved in the excluded activity.

¹ Approved or verified by SBT – <https://sciencebasedtargets.org/> or equivalent

- ***What is the committed minimum rate to reduce the scope of the investments considered prior to the application of that investment strategy***

There is no committed minimum rate.

- ***What is the policy to assess good governance practices of the investee companies?***

The companies in which investments are made are assessed by the Investment Manager to follow good governance practices.

The good governance practices of investee companies are assessed prior to making an investment and periodically thereafter in accordance with the Sustainability Risk Policy ("Policy").

The Policy sets minimum standards against which investee companies will be assessed and monitored by the Investment Manager prior to making an investment and on an ongoing basis. Such standards may include, but are not limited to: sound management structures, employee relations, remuneration of staff and tax compliance.

The Policy can be found incorporated within Janus Henderson's "ESG Investment Policy" in the "About Us – Environmental, Social and Governance (ESG)" section of the website at www.janushenderson.com.

In addition, the Investment Manager is a signatory to the UN Principles for Responsible Investment (UNPRI). As a signatory, the good governance practices of investee companies are also assessed by having regard to the UNPRI principles prior to making an investment and periodically thereafter.

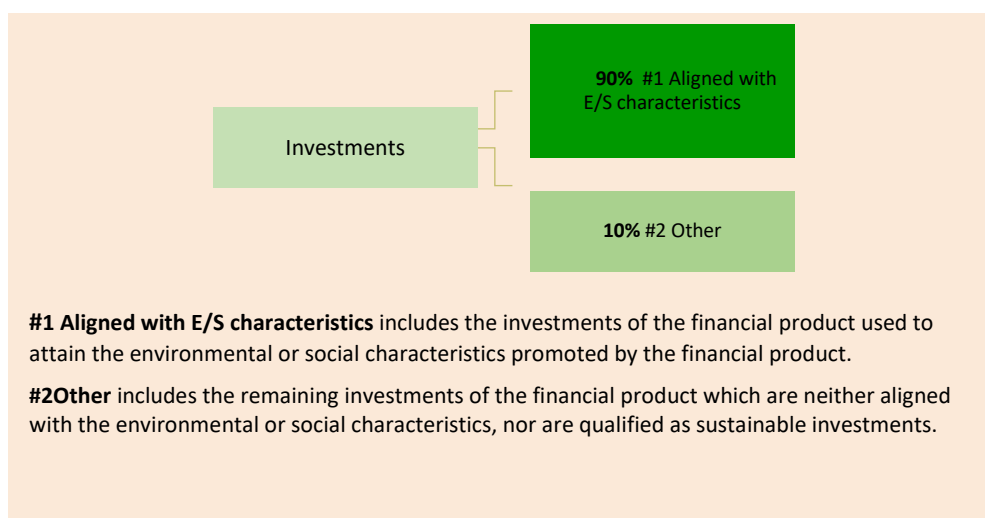
Good governance practices include sound management structures, employee relations, remuneration of staff and tax compliance.



Asset allocation describes the share of investments in specific assets.

What is the asset allocation planned for this financial product?

A minimum of 90% of the investments of the financial product are used to meet the environmental or social characteristics promoted by the financial product. Other assets, which are not used to meet the environmental or social characteristics, may include cash or cash equivalents in addition to instruments held for the purposes of efficient portfolio management e.g. temporary holdings of index derivatives.



How does the use of derivatives attain the environmental or social characteristics promoted by the financial product?

Not Applicable – the Fund does not use derivatives to attain its environmental or social characteristics.



are sustainable investments with an environmental objective that **do not take into account the criteria** for environmentally sustainable economic activities under the EU Taxonomy.

To what minimum extent are sustainable investments with an environmental objective aligned with the EU Taxonomy?

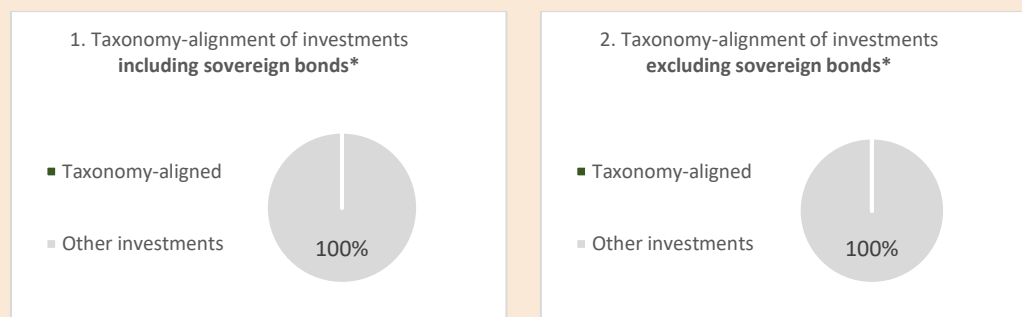
Not applicable.

The proportion of investments in the Fund which are aligned with the EU Taxonomy is 0%. Although the EU Taxonomy provides an ambitious framework to determine the environmental sustainability of economic activities, the EU Taxonomy does not comprehensively cover all industries and sectors, or all environmental objectives. The Investment Manager uses its own methodology to determine whether investments selected for the Fund are promoting environmental characteristics in accordance with the SFDR rules.

Taxonomy-aligned activities are expressed as a share of:

- **turnover** reflecting the share of revenue from green activities of investee companies
- **capital expenditure** (CapEx) showing the green investments made by investee companies, e.g. for a transition to a green economy.
- **operational expenditure** (OpEx) reflecting green operational activities of investee companies.

The two graphs below show in green the minimum percentage of investments that are aligned with the EU Taxonomy. As there is no appropriate methodology to determine the Taxonomy-alignment of sovereign bonds*, the first graph shows the Taxonomy alignment in relation to all the investments of the financial product including sovereign bonds, while the second graph shows the Taxonomy alignment only in relation to the investments of the financial product other than sovereign bonds.



* For the purpose of these graphs, 'sovereign bonds' consist of all sovereign exposures

Enabling activities directly enable other activities to make a substantial contribution to an environmental objective.

Transitional activities are activities for which low-carbon alternatives are not yet available and among others have greenhouse gas emission levels

What is the minimum share of investments in transitional and enabling activities?

Not applicable.



What is the minimum share of sustainable investments with an environmental objective that are not aligned with the EU Taxonomy?

Not applicable.

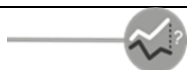


What is the minimum share of socially sustainable investments?

Not applicable.

What investments are included under “#2 Other”, what is their purpose and are there any minimum environmental or social safeguards?

Other assets may include cash or cash equivalents in addition to instruments held for the purposes of efficient portfolio management e.g. temporary holdings of index derivatives. No minimum environmental or social safeguards are applied to such investments.



Is a specific index designated as a reference benchmark to determine whether this financial product is aligned with the environmental and/or social characteristics that it promotes?

Not applicable.

- **How is the reference benchmark continuously aligned with each of the environmental or social characteristics promoted by the financial product?**

Not applicable.

Reference benchmarks are indexes to measure whether the financial product attains the environmental or social characteristics that they promote.



- ***How is the alignment of the investment strategy with the methodology of the index ensured on a continuous basis?***

Not applicable.

- ***How does the designated index differ from a relevant broad market index?***

Not applicable.

- ***Where can the methodology used for the calculation of the designated index be found?***

Not applicable.

Where can I find more product specific information online?

More product-specific information can be found at <https://www.janushenderson.com/en-lu/investor/eu-sfdr-global-property-equities-fund/>.

Further information as to how Janus Henderson approach ESG, including Janus Henderson's "ESG Investment Policy", can be found in the "About Us –Environmental, Social and Governance (ESG)" section of the website at www.janushenderson.com.

Template pre-contractual disclosure for the financial products referred to in Article 8, paragraphs 1, 2 and 2a, of Regulation (EU) 2019/2088 and Article 6, first paragraph, of Regulation (EU) 2020/852

Product name: Global Technology Leaders Fund

Legal entity identifier: 213800QJ1370X4A6KI81

Environmental and/or social characteristics

Does this financial product have a sustainable investment objective?

☒ **Yes**

☐ **No**

☐ It will make a minimum of **sustainable investments with an environmental objective:** ____%

in ☐ economic activities that qualify as environmentally sustainable under the EU Taxonomy
in ☐ economic activities that do not qualify as environmentally sustainable under the EU Taxonomy

☐ It will make a minimum of **sustainable investments with a social objective:** ____%

☐ It **promotes Environmental/Social (E/S) characteristics** and while it does not have as its objective a sustainable investment, it will have a minimum proportion of ____% of sustainable investments

with ☐ an environmental objective in economic activities that qualify as environmentally sustainable under the EU Taxonomy

with ☐ an environmental objective in economic activities that do not qualify as environmentally sustainable under the EU Taxonomy

with ☐ a social objective

☒ It promotes E/S characteristics, but **will not make any sustainable investments**

What environmental and/or social characteristics are promoted by this financial product?

The Fund promotes climate change mitigation, support for the UNGC Principles (which cover matters including human rights, labour, corruption, and environmental pollution).

The Fund applies proxy voting and engagement in line with the Investment Manager's policy.

The Fund seeks also to avoid investments in certain activities with the potential to cause harm to human health and wellbeing or the environment by applying binding exclusions. The Fund does not use a reference benchmark to attain its environmental or social characteristics.

- **What sustainability indicators are used to measure the attainment of each of the environmental or social characteristics promoted by this financial product?**

Sustainable investment means an investment in an economic activity that contributes to an environmental or social objective, provided that the investment does not significantly harm any environmental or social objective and that the investee companies follow good governance practices.

The **EU Taxonomy** is a classification system laid down in Regulation (EU) 2020/852, establishing a list of **environmentally sustainable economic activities**. That Regulation does not lay down a list of socially sustainable economic activities. Sustainable investments with an environmental objective might be aligned with the Taxonomy or not.



Sustainability indicators measure how the environmental or social characteristics promoted by the financial product are attained.

<ul style="list-style-type: none"> Carbon – Carbon Intensity Scope 1&2 <i>This represents the company's most recently reported or estimated Scope 1 + Scope 2 greenhouse gas emissions normalized by sales, which allows for comparison between companies of different sizes.</i> Carbon – Carbon Footprint Scope 1&2 <i>This represents the company's most recently reported or estimated Scope 1 + Scope 2 greenhouse gas emissions (if available). Scope 1 emissions are those from sources owned or controlled by the company, typically direct combustion of fuel as in a furnace or vehicle. Scope 2 emissions are those caused by the generation of electricity purchased by the company.</i> Overall UNGC Compliance Status <p>Number of companies engaged with in line with the Investment Manager's engagement approach</p> <p>ESG Exclusionary screens – see “What are the binding elements of the investment strategy used to select the investments to attain each of the environmental or social characteristics promoted by this financial product?” below for details on the exclusions.</p>	
<ul style="list-style-type: none"> What are the objectives of the sustainable investments that the financial product partially intends to make and how does the sustainable investment contribute to such objectives? <p>Not applicable</p>	
<p>How do the sustainable investments that the financial product partially intends to make, not cause significant harm to any environmental or social sustainable investment objective?</p> <p>Not applicable</p>	
<p>How have the indicators for adverse impacts on sustainability factors been taken into account?</p> <p>Not applicable</p>	
<ul style="list-style-type: none"> How are the sustainable investments aligned with the OECD Guidelines for Multinational Enterprises and the UN Guiding Principles on Business and Human Rights? Details: <p>Not applicable</p>	

Principal adverse impacts are the most significant negative impacts of investment decisions on sustainability factors relating to environmental, social and employee matters, respect for human rights, anti-corruption and anti-bribery matters.

The EU Taxonomy sets out a “do not significant harm” principle by which Taxonomy-aligned investments should not significantly harm EU Taxonomy objectives and is accompanied by specific EU criteria.

The “do no significant harm” principle applies only to those investments underlying the financial product that take into account the EU criteria for environmentally sustainable economic activities. The investments underlying the remaining portion of this financial product do not take into account the EU criteria for environmentally sustainable economic activities.

Any other sustainable investments must also not significantly harm any environmental or social objectives.



Does this financial product consider principal adverse impacts on sustainability factors?



Yes



No

As at the date of this Prospectus, the Investment Manager considers the following principal adverse impacts on sustainability factors (“PAIs”):

<u>Principle Adverse Impact</u>	<u>How is PAI considered?</u>
GHG Emissions	Exclusionary screens
Carbon Footprint	Exclusionary screens
GHG Intensity of Investee Companies	Exclusionary screens
Exposure to companies active in fossil fuel	Exclusionary screens
Activities negatively affecting biodiversity sensitive areas	Exclusionary screens
Violations of UNGC and OECD	Exclusionary screens

Please see the Fund’s SFDR website disclosures at: <https://www.janushenderson.com/en-lu/investor/eu-esg-horizon-global-technology-leaders-fund/> for further details on the current approach adopted and PAIs considered.

The Fund will make information available on how it has considered the PAIs in its periodic report.



The investment strategy guides investment decisions based on factors such as investment objectives and risk tolerance.

● **What investment strategy does this financial product follow?**

This Fund seeks capital growth through investment in the global equity market and specifically through exposure to technology related securities.

Companies that the Investment Manager believes may be facing potential environmental or societal issues are subject to active engagement, the exercise of voting rights, and the proposal of action plans (where appropriate), in order to identify sustainability risks and help influence remedial change.

If the Investment Manager has concerns that a company is failing to sustain appropriate environmental and/or social credentials, it will take appropriate remedial actions, which may include engagement or divestment.

The binding elements of the investment strategy described below are implemented as exclusionary screens which are coded into the compliance module of the Investment Manager's order management system utilising third-party data provider(s) on an ongoing basis. The exclusionary screens are implemented on both a pre and post trade basis enabling the sub investment advisor to block any proposed transactions in an excluded security and identify any changes to the status of holdings when third-party data is periodically updated.

● ***What are the binding elements of the investment strategy used to select the investments to attain each of the environmental or social characteristics promoted by this financial product?***

The Investment Manager uses specific screens to help achieve some of the promoted characteristics. For example- to promote climate change mitigation, screens are applied to avoid investment in certain high carbon activities, and it is expected that this will result in the fund having a lower carbon profile. Another example is that to promote support for the UNGC Principles, screens are applied so that the Fund does not invest in issuers that are in breach of the UNGC Principles based on third party data and/or internal research.

The Investment Manager applies screens to exclude direct investment in issuers based on their involvement in certain activities. Specifically, issuers are excluded if they have any involvement with chemicals of concern or derive more than 5% of their revenue from the production of fossil fuels, nuclear weapons, tobacco, fur, alcohol, civilian armaments, intensive farming, nuclear power, gambling, pornography and animal testing (excluding medical testing).

Issuers are also excluded if they are deemed to have failed to comply with the UNGC Principles (which cover matters including human rights, labour, corruption, and environmental pollution)

The Fund also applies the Firmwide Exclusions Policy (the "Firmwide Exclusions Policy"), which includes controversial weapons:

This applies to all the investment decisions made by the Management Company or Investment Manager. The Firmwide Exclusions Policy may be updated from time to time.

Presently, investment is not permitted in entities involved in the current manufacture of, or minority shareholding of 20% or greater in a manufacturer of controversial weapons, namely:

- Cluster munitions;
- Anti-Personnel mines;
- Chemical weapons;
- Biological weapons.

Classification of issuers is primarily based on activity identification fields supplied by our third-party ESG data providers. This classification is subject to an investment research override in cases where sufficient evidence exists that the third-party data field is not accurate or appropriate. In any scenario where a portfolio position is identified as not meeting this exclusion criteria for any reason (legacy holding, transition holding, etc.) the Investment Manager shall be granted 90 days to review or challenge the classification of the issuer if appropriate. After this period, in the event an investment research override is not granted divestment is required immediately under normal market trading circumstances.

For the purposes of the AMF doctrine, the extra-financial analysis or rating as described above is higher than:

90% for equities issued by large capitalisation companies whose registered office is located in "developed" countries, debt securities and money market instruments with an investment grade credit rating, sovereign debt issued by developed countries.

75% for equities issued by large capitalisations whose registered office is located in "emerging" countries, equities issued by small and medium capitalisations, debt securities and money market instruments with a high yield credit rating and sovereign debt issued by "emerging" countries.

The Investment Manager assesses each company held by the Fund in relation to its impact on the environment and society in addition to an analysis of the governance risks it exhibits.

The Investment Manager may only invest in companies that would be excluded by the screens described above if the Investment Manager believes, based on its own research and as approved by its ESG Oversight Committee, that the third-party data used to apply the exclusions is insufficient or inaccurate.

The Investment Manager may consider that the data is insufficient or inaccurate if, for example, the third-party data provider research is historic, vague, based on out of date sources, or the investment manager has other information to make them doubt the accuracy of the research.

If the Investment Manager wishes to challenge the third-party data, then the challenge is presented to a cross-functional ESG Oversight Committee who must sign off on the "override" of the third-party data.

If a third party data provider does not provide research on a specific issuer or excluded activity, the Investment Manager may invest if, through its own research, it is satisfied that the issuer is not involved in the excluded activity.

- ***What is the committed minimum rate to reduce the scope of the investments considered prior to the application of that investment strategy***

There is no committed minimum rate.

- ***What is the policy to assess good governance practices of the investee companies?***

The companies in which investments are made follow good governance practices.

The good governance practices of investee companies are assessed prior to making an investment and periodically thereafter in accordance with the Sustainability Risk Policy ("Policy").

The Policy sets minimum standards against which investee companies will be assessed and monitored by the Investment Manager prior to making an investment and on an ongoing basis. Such standards may include, but are not limited to: sound management structures, employee relations, remuneration of staff and tax compliance. The Investment Manager attaches importance to the assessment of corporate culture, values, business strategy, board diversity, audit, and controls. Generally accepted corporate governance standards may be adjusted for smaller organisations or to take account of local governance standards where appropriate at the discretion of the Investment Manager.

The Policy can be found incorporated within Janus Henderson's "ESG Investment Policy" in the "About Us – Environmental, Social and Governance (ESG)" section of the website at www.janushenderson.com.

In addition, the Investment Manager is a signatory to the UN Principles for Responsible Investment (UNPRI). As a signatory, the good governance practices of investee companies are also assessed by having regard to the UNPRI principles prior to making an investment and periodically thereafter.

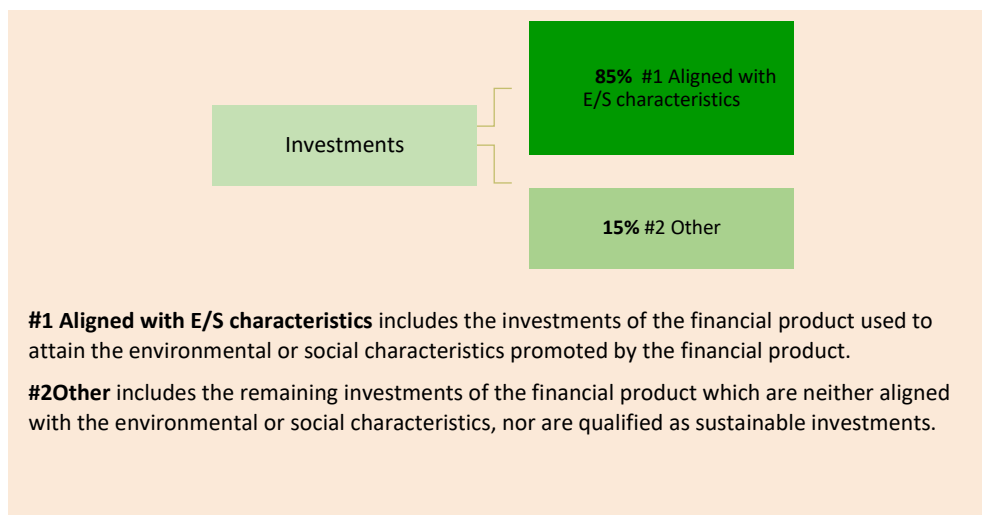
Good governance practices include sound management structures, employee relations, remuneration of staff and tax compliance.

Asset allocation describes the share of investments in specific assets.



● **What is the asset allocation planned for this financial product?**

A minimum of 85% of the investments of the financial product are used to meet the environmental or social characteristics promoted by the financial product. Other assets, which are not used to meet the environmental or social characteristics may include cash or cash equivalents in addition to instruments held for the purposes of efficient portfolio management, e.g., temporary holdings of index derivatives



● **How does the use of derivatives attain the environmental or social characteristics promoted by the financial product?**

Not applicable – the fund does not use derivatives to attain its environmental or social characteristics.



To what minimum extent are sustainable investments with an environmental objective aligned with the EU Taxonomy?

Not applicable.

The proportion of investments in the Fund which are aligned with the EU Taxonomy is 0%. Although the EU Taxonomy provides an ambitious framework to determine the environmental sustainability of economic activities, the EU Taxonomy does not comprehensively cover all industries and sectors, or all environmental objectives. The Investment Manager uses its own methodology to determine whether investments selected for the Fund are promoting environmental characteristics in accordance with the SFDR rules.

are sustainable investments with an environmental objective that **do not take into account the criteria** for environmentally sustainable economic activities under the EU Taxonomy.



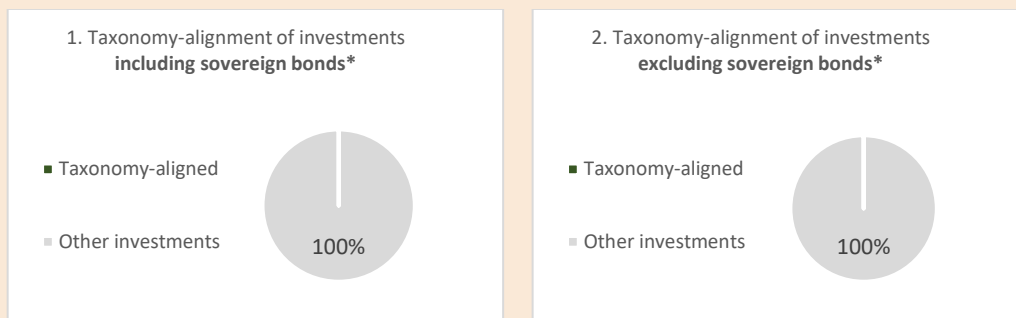
Taxonomy-aligned activities are expressed as a share of:

- **turnover** reflecting the share of revenue from green activities of investee companies
- **capital expenditure** (CapEx) showing the green investments made by investee companies, e.g. for a transition to a green economy.
- **operational expenditure** (OpEx) reflecting green operational activities of investee companies.

Enabling activities directly enable other activities to make a substantial contribution to an environmental objective.

Transitional activities are activities for which low-carbon alternatives are not yet available and among others have greenhouse gas emission levels

The two graphs below show in green the minimum percentage of investments that are aligned with the EU Taxonomy. As there is no appropriate methodology to determine the Taxonomy-alignment of sovereign bonds, the first graph shows the Taxonomy alignment in relation to all the investments of the financial product including sovereign bonds, while the second graph shows the Taxonomy alignment only in relation to the investments of the financial product other than sovereign bonds.*



* For the purpose of these graphs, 'sovereign bonds' consist of all sovereign exposures

What is the minimum share of investments in transitional and enabling activities?

Not applicable.



What is the minimum share of sustainable investments with an environmental objective that are not aligned with the EU Taxonomy?

Not applicable.



What is the minimum share of socially sustainable investments?

Not applicable.



What investments are included under “#2 Other”, what is their purpose and are there any minimum environmental or social safeguards?

Other assets may include cash or cash equivalents in addition to instruments held for the purposes of efficient portfolio management, e.g., temporary holdings of index derivatives. No minimum environmental or social safeguards are applied to such investments.

Reference benchmarks are indexes to measure whether the financial product attains the environmental or social characteristics that they promote.



Is a specific index designated as a reference benchmark to determine whether this financial product is aligned with the environmental and/or social characteristics that it promotes?

Not applicable.

How is the reference benchmark continuously aligned with each of the environmental or social characteristics promoted by the financial product?

Not applicable.

How is the alignment of the investment strategy with the methodology of the index ensured on a continuous basis?

Not applicable.

How does the designated index differ from a relevant broad market index?

Not applicable.

Where can the methodology used for the calculation of the designated index be found?

Not applicable.

Where can I find more product specific information online?

More product-specific information can be found at: <https://www.janushenderson.com/en-lu/investor/eu-esg-horizon-global-technology-leaders-fund/>

Further information as to how Janus Henderson approach ESG, including Janus Henderson's "ESG Investment Policy", can be found in the "About Us –Environmental, Social and Governance (ESG)" section of the website at www.janushenderson.com.



Sustainable investment means an investment in an economic activity that contributes to an environmental or social objective, provided that the investment does not significantly harm any environmental or social objective and that the investee companies follow good governance practices.

The **EU Taxonomy** is a classification system laid down in Regulation (EU) 2020/852, establishing a list of **environmentally sustainable economic activities**. That Regulation does not lay down a list of socially sustainable economic activities. Sustainable investments with an environmental objective might be aligned with the Taxonomy or not.



Sustainability indicators measure how the environmental or social characteristics promoted by the financial product are attained.

Template pre-contractual disclosure for the financial products referred to in Article 8, paragraphs 1, 2 and 2a, of Regulation (EU) 2019/2088 and Article 6, first paragraph, of Regulation (EU) 2020/852

Product name: Pan European Absolute Return Fund

Legal entity identifier: 213800SJOFGYRHL3M492

Environmental and/or social characteristics

Does this financial product have a sustainable investment objective?	
Yes	No
<input type="checkbox"/> It will make a minimum of sustainable investments with an environmental objective: ____% <input type="checkbox"/> in economic activities that qualify as environmentally sustainable under the EU Taxonomy <input type="checkbox"/> in economic activities that do not qualify as environmentally sustainable under the EU Taxonomy	<input type="checkbox"/> It promotes Environmental/Social (E/S) characteristics and while it does not have as its objective a sustainable investment, it will have a minimum proportion of ____% of sustainable investments <input type="checkbox"/> with an environmental objective in economic activities that qualify as environmentally sustainable under the EU Taxonomy <input type="checkbox"/> with an environmental objective in economic activities that do not qualify as environmentally sustainable under the EU Taxonomy <input type="checkbox"/> with a social objective
<input type="checkbox"/> It will make a minimum of sustainable investments with a social objective: ____%	<input checked="" type="checkbox"/> It promotes E/S characteristics, but will not make any sustainable investments

What environmental and / or social characteristics are promoted by this financial product?

The Fund promotes support for the UNGC principles (which cover matters including human rights, labour, corruption, and environmental pollution). The Fund also seeks to avoid investments in certain activities with the potential to cause harm to human health and wellbeing by applying binding exclusions. The Fund does not use a reference benchmark to attain its environmental or social characteristics.

What sustainability indicators are used to measure the attainment of each of the environmental or social characteristics promoted by this financial product?

- Overall UNGC Compliance Status of the long book
- ESG exclusionary screens applied to the long book – see *"What are the binding elements of the investment strategy used to select the investments to attain each of the environmental or social characteristics promoted by this financial product?"* below for details on the exclusions.

- ***What are the objectives of the sustainable investments that the financial product partially intends to make and how does the sustainable investment contribute to such objectives?***

Not applicable

- ***How do the sustainable investments that the financial product partially intends to make, not cause significant harm to any environmental or social sustainable investment objective?***

Not applicable

— — — ***How have the indicators for adverse impacts on sustainability factors been taken into account?***

Not applicable

— — — ***How are the sustainable investments aligned with the OECD Guidelines for Multinational Enterprises and the UN Guiding Principles on Business and Human Rights? Details:***

Not applicable


The EU Taxonomy sets out a “do not significant harm” principle by which Taxonomy-aligned investments should not significantly harm EU Taxonomy objectives and is accompanied by specific EU criteria.

The “do no significant harm” principle applies only to those investments underlying the financial product that take into account the EU criteria for environmentally sustainable economic activities. The investments underlying the remaining portion of this financial product do not take into account the EU criteria for environmentally sustainable economic activities.

Any other sustainable investments must also not significantly harm any environmental or social objectives.

Principal adverse impacts are the most significant negative impacts of investment decisions on sustainability factors relating to environmental, social and employee matters, respect for human rights, anti-corruption and anti-bribery matters.

The investment strategy guides investment decisions based on factors such as investment objectives and risk tolerance.



Does this financial product consider principal adverse impacts on sustainability factors?

- ☐ Yes
- ☒ No

■ **What investment strategy does this financial product follow?**

This Fund seeks a positive (absolute) return, regardless of market conditions through investment in the European equity markets.

The binding elements of the investment strategy described below are implemented as exclusionary screens on long positions which are coded into the compliance module of utilising a third-party data provider on an ongoing basis. The exclusionary screens are implemented on both a pre and post trade basis enabling the sub investment advisor to block any proposed transactions in an excluded security and identify any changes to the status of holdings when third-party data is periodically updated.

■ ***What are the binding elements of the investment strategy used to select the investments to attain each of the environmental or social characteristics promoted by this financial product?***

The Investment Manager uses specific screens to its long positions, to help achieve some of the promoted characteristics. For example- to promote climate change mitigation, screens are applied to avoid investment in certain high carbon activities, and it is expected that this will result in the fund having a lower carbon profile. Another example is that to promote support for the UNGC Principles, screens are applied so that the Fund does not invest in issuers that are in breach of the UNGC Principles based on third party data and/or internal research.

The investments made by the Investment Manager comprise long and short positions. The Investment Manager applies screens to its long positions to exclude direct investment in issuers based on their involvement in certain activities. Specifically, issuers are excluded if they derive more than 10% of their revenue from thermal coal extraction, shale energy extraction, oil sands extraction, or arctic oil and gas drilling and exploration. Issuers are also excluded if they are deemed to have failed to comply with the UNGC Principles (which cover matters including human rights, labour, corruption and environmental pollution).

The Fund also applies the Firmwide Exclusions Policy (the “Firmwide Exclusions Policy”), which includes controversial weapons:

This applies to all the investment decisions made by the Management Company or Investment Manager. The Firmwide Exclusions Policy may be updated from time to time.

Presently, investment is not permitted in entities involved in the current manufacture of, or minority shareholding of 20% or greater in a manufacturer of controversial weapons, namely:

- Cluster munitions;
- Anti-Personnel mines;
- Chemical weapons;
- Biological weapons.

Classification of issuers is primarily based on activity identification fields supplied by our third-party ESG data providers. This classification is subject to an investment research override in cases where sufficient evidence exists that the third-party data field is not accurate or appropriate. In any scenario where a portfolio position is identified as not meeting this exclusion criteria for any reason (legacy holding, transition holding, etc.) the Investment Manager shall be granted 90 days to review or challenge the classification of the issuer if appropriate. After this period, in the event an investment

Good governance practices include sound management structures, employee relations, remuneration of staff and tax compliance.

research override is not granted divestment is required immediately under normal market trading circumstances.

As part of the investment strategy applied to the long positions held in the Fund, the Investment Manager also excludes the bottom 10% of issuers based on third party ESG scoring criteria.

Furthermore, the Investment Manager carries out its review from an ESG perspective (i.e. 'extra-financial analysis') on at least 90% of the long positions.

The Investment Manager may only invest in companies that would be excluded by the screens described above if the Investment Manager believes, based on its own research and as approved by its ESG Oversight Committee, that the third-party data used to apply the exclusions is insufficient or inaccurate.

The Investment Manager may consider that the data is insufficient or inaccurate if, for example, the third-party data provider research is historic, vague, based on out of date sources, or the investment manager has other information to make them doubt the accuracy of the research.

If the Investment Manager wishes to challenge the third-party data, then the challenge is presented to a cross-functional ESG Oversight Committee who must sign off on the "override" of the third-party data.

If a third party data provider does not provide research on a specific issuer or excluded activity, the Investment Manager may invest if, through its own research, it is satisfied that the issuer is not involved in the excluded activity.

- ***What is the committed minimum rate to reduce the scope of the investments considered prior to the application of that investment strategy***

There is no committed minimum rate.

- ***What is the policy to assess good governance practices of the investee companies?***

The companies in which investments are assessed by the Investment Manager to follow good governance practices.

The good governance practices of investee companies are assessed prior to making an investment and periodically thereafter in accordance with the Sustainability Risk Policy ("Policy").

The Policy sets minimum standards against which investee companies will be assessed and monitored by the Investment Manager prior to making an investment and on an ongoing basis. Such standards may include, but are not limited to: sound management structures, employee relations, remuneration of staff and tax compliance. The Investment Manager attaches particular importance to the assessment of corporate culture, values, business strategy, board composition and diversity, tax transparency, audit, controls and remuneration. Generally accepted corporate governance standards may be adjusted for smaller organisations or to take account of local governance standards where appropriate at the discretion of the Investment Manager.

The Policy can be found incorporated within Janus Henderson's "ESG Investment Policy" in the "About Us – Environmental, Social and Governance (ESG)" section of the website at www.janushenderson.com.

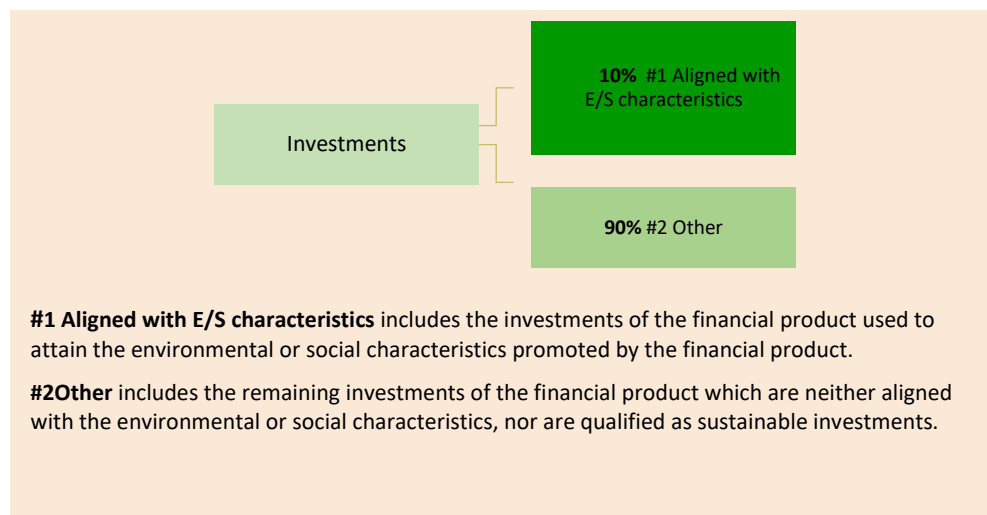
In addition, the Investment Manager is a signatory to the UN Principles for Responsible Investment (UNPRI). As a signatory, the good governance practices of investee companies are also assessed by having regard to the UNPRI principles prior to making an investment and periodically thereafter.

Asset allocation describes the share of investments in specific assets.



What is the asset allocation planned for this financial product?

A minimum of 10% of the deployed capital of the financial product is used to meet the environmental or social characteristics promoted by the financial product. Generally the expected range would be between 10-50% of the deployed capital, as the long investment allocation that promotes sustainable characteristics will vary across economic and stock market cycles. Other assets, which are not used to meet the environmental or social characteristics, may include cash or cash equivalents, instruments held for the purposes of efficient portfolio management e.g. temporary holdings of index derivatives and short equity positions.



How does the use of derivatives attain the environmental or social characteristics promoted by the financial product?

The Fund will usually use derivatives to gain synthetic exposure to attain the environmental and social characteristics described above.



To what minimum extent are sustainable investments with an environmental objective aligned with the EU Taxonomy?

Not applicable.

The proportion of investments in the Fund which are aligned with the EU Taxonomy is 0%. Although the EU Taxonomy provides an ambitious framework to determine the environmental sustainability of economic activities, the EU Taxonomy does not comprehensively cover all industries and sectors, or all environmental objectives. The Investment Manager uses its own methodology to determine whether investments selected for the Fund are promoting environmental characteristics in accordance with the SFDR rules.

are sustainable investments with an environmental objective that **do not take into account the criteria** for environmentally sustainable economic activities under the EU Taxonomy.

Taxonomy-aligned activities are expressed as a share of:

- **turnover** reflecting the share of revenue from green activities of investee companies
- **capital expenditure** (CapEx) showing the green investments made by investee companies, e.g. for a transition to a green economy.
- **operational expenditure** (OpEx) reflecting green operational activities of investee companies.

The two graphs below show in green the minimum percentage of investments that are aligned with the EU Taxonomy. As there is no appropriate methodology to determine the Taxonomy-alignment of sovereign bonds*, the first graph shows the Taxonomy alignment in relation to all the investments of the financial product including sovereign bonds, while the second graph shows the Taxonomy alignment only in relation to the investments of the financial product other than sovereign bonds.

1. Taxonomy-alignment of investments including sovereign bonds*



2. Taxonomy-alignment of investments excluding sovereign bonds*



* For the purpose of these graphs, 'sovereign bonds' consist of all sovereign exposures

Enabling activities directly enable other activities to make a substantial contribution to an environmental objective.

Transitional activities are activities for which low-carbon alternatives are not yet available and among others have greenhouse gas emission levels

What is the minimum share of investments in transitional and enabling activities?

Not applicable.



What is the minimum share of sustainable investments with an environmental objective that are not aligned with the EU Taxonomy?

Not applicable.



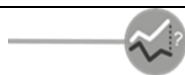
What is the minimum share of socially sustainable investments?

Not applicable.



What investments are included under “#2 Other”, what is their purpose and are there any minimum environmental or social safeguards?

Other assets may include cash or cash equivalents in addition to instruments held for the purposes of efficient portfolio management e.g. temporary holdings of index derivatives and short equity positions. No minimum environmental or social safeguards are applied to such investments.



Is a specific index designated as a reference benchmark to determine whether this financial product is aligned with the environmental and/or social characteristics that it promotes?

Not applicable.

- **How is the reference benchmark continuously aligned with each of the environmental or social characteristics promoted by the financial product?**

Not applicable.

Reference benchmarks are indexes to measure whether the financial product attains the environmental or social characteristics that they promote.

- ***How is the alignment of the investment strategy with the methodology of the index ensured on a continuous basis?***

Not applicable.

- ***How does the designated index differ from a relevant broad market index?***

Not applicable.

- ***Where can the methodology used for the calculation of the designated index be found?***

Not applicable.

Where can I find more product specific information online?

More product-specific information can be found at <https://www.janushenderson.com/en-lu/investor/eu-sfdr-pan-european-absolute-return-fund/>

Further information as to how Janus Henderson approach ESG, including Janus Henderson's "ESG Investment Policy", can be found in the "About Us –Environmental, Social and Governance (ESG)" section of the website at www.janushenderson.com



Sustainable investment means an investment in an economic activity that contributes to an environmental or social objective, provided that the investment does not significantly harm any environmental or social objective and that the investee companies follow good governance practices.

The **EU Taxonomy** is a classification system laid down in Regulation (EU) 2020/852, establishing a list of **environmentally sustainable economic activities**. That Regulation does not lay down a list of socially sustainable economic activities. Sustainable investments with an environmental objective might be aligned with the Taxonomy or not.



Sustainability indicators measure how the environmental or social characteristics promoted by the financial product are attained.

Template pre-contractual disclosure for the financial products referred to in Article 8, paragraphs 1, 2 and 2a, of Regulation (EU) 2019/2088 and Article 6, first paragraph, of Regulation (EU) 2020/852

Product name: Pan European Property Equities Fund

Legal entity identifier: 213800UJGEEKJEU834

Environmental and/or social characteristics

Does this financial product have a sustainable investment objective?	
Yes	No
<input type="checkbox"/> It will make a minimum of sustainable investments with an environmental objective: ____% <ul style="list-style-type: none"> <input type="checkbox"/> in economic activities that qualify as environmentally sustainable under the EU Taxonomy <input type="checkbox"/> in economic activities that do not qualify as environmentally sustainable under the EU Taxonomy 	<input type="checkbox"/> It promotes Environmental/Social (E/S) characteristics and while it does not have as its objective a sustainable investment, it will have a minimum proportion of ____% of sustainable investments <ul style="list-style-type: none"> <input type="checkbox"/> with an environmental objective in economic activities that qualify as environmentally sustainable under the EU Taxonomy <input type="checkbox"/> with an environmental objective in economic activities that do not qualify as environmentally sustainable under the EU Taxonomy <input type="checkbox"/> with a social objective
<input type="checkbox"/> It will make a minimum of sustainable investments with a social objective: ____%	<input checked="" type="checkbox"/> It promotes E/S characteristics, but will not make any sustainable investments

• What environmental and/or social characteristics are promoted by this financial product?

The Fund promotes climate change mitigation through the adoption of GHG emission reductions targets and support for the UN Global Compact Principles (which cover matters including human rights, labour, corruption, and environmental pollution). The Fund does not use a reference benchmark to attain its environmental or social characteristics.

• What sustainability indicators are used to measure the attainment of each of the environmental or social characteristics promoted by this financial product?

Principal adverse impacts are the most significant negative impacts of investment decisions on sustainability factors relating to environmental, social and employee matters, respect for human rights, anti-corruption and anti-bribery matters.

- Overall Global UN Compact Compliance Status
- % of portfolio: issuers with science-based emission targets, or a verified commitment to adopt science-based emissions targets.

- ***What are the objectives of the sustainable investments that the financial product partially intends to make and how does the sustainable investment contribute to such objectives?***

Not applicable

- ***How do the sustainable investments that the financial product partially intends to make, not cause significant harm to any environmental or social sustainable investment objective?***

Not applicable

— — ***How have the indicators for adverse impacts on sustainability factors been taken into account?***

Not applicable

— — ***How are the sustainable investments aligned with the OECD Guidelines for Multinational Enterprises and the UN Guiding Principles on Business and Human Rights? Details:***

Not applicable

The EU Taxonomy sets out a “do not significant harm” principle by which Taxonomy-aligned investments should not significantly harm EU Taxonomy objectives and is accompanied by specific EU criteria.

The “do no significant harm” principle applies only to those investments underlying the financial product that take into account the EU criteria for environmentally sustainable economic activities. The investments underlying the remaining portion of this financial product do not take into account the EU criteria for environmentally sustainable economic activities.

Any other sustainable investments must also not significantly harm any environmental or social objectives.



Does this financial product consider principal adverse impacts on sustainability factors?

☒ Yes

☐ No

As at the date of this Prospectus, the Investment Manager considers the following principal adverse impacts on sustainability factors ("PAIs"):

<u>Principle Adverse Impact</u>	<u>How is PAI considered?</u>
GHG Emissions	Through engagement with Companies
Carbon Footprint	Through engagement with Companies
GHG Intensity of Investee Companies	Through engagement with Companies
Violations of UNGC and OECD	Exclusionary screens
Exposure to controversial weapons	Exclusionary screens

Please see the Fund's SFDR website disclosures at <https://www.janushenderson.com/en-lu/investor/eu-sfdr-pan-european-property-equities-fund/> for further details on the current approach adopted and PAIs considered.

The Fund will make information available on how it has considered the PAIs in its periodic report.

■ What investment strategy does this financial product follow?

A typical investor will invest into this Fund to seek capital growth through investment in the pan European equity markets and specifically through exposure to property related securities.

The binding elements of the investment strategy described below are implemented as exclusionary screens which are coded into the compliance module of the Investment Manager's order management system utilising third-party data provider(s) on an ongoing basis. The exclusionary screens are implemented on both a pre and post trade basis enabling the sub investment advisor to block any proposed transactions in an excluded security and identify any changes to the status of holdings when third-party data is periodically updated.

The investment strategy guides investment decisions based on factors such as investment objectives and risk tolerance.

■ ***What are the binding elements of the investment strategy used to select the investments to attain each of the environmental or social characteristics promoted by this financial product?***

The Investment Manager uses specific screens to help achieve some of the promoted characteristics. For example- to promote climate change mitigation, screens are applied to avoid investment in certain high carbon activities, and it is expected that this will result in the fund having a lower carbon profile. Another example is that to promote support for the UNGC Principles, screens are applied so that the Fund does not invest in issuers that are in breach of the UNGC Principles based on third party data and/or internal research.

Issuers are excluded if they are deemed to have failed to comply with the UN Global Compact Principles (which cover matters including human rights, labour, corruption, and environmental pollution).

The Fund also applies the Firmwide Exclusions Policy (the "Firmwide Exclusions Policy"), which includes controversial weapons:

This applies to all the investment decisions made by the Management Company or Investment Manager. The Firmwide Exclusions Policy may be updated from time to time.

Presently, investment is not permitted in entities involved in the current manufacture of, or minority shareholding of 20% or greater in a manufacturer of controversial weapons, namely:

- Cluster munitions;
- Anti-Personnel mines;
- Chemical weapons;
- Biological weapons.

Classification of issuers is primarily based on activity identification fields supplied by our third-party ESG data providers. This classification is subject to an investment research override in cases where sufficient evidence exists that the third-party data field is not accurate or appropriate. In any scenario where a portfolio position is identified as not meeting this exclusion criteria for any reason (legacy holding, transition holding, etc.) the Investment Manager shall be granted 90 days to review or challenge the classification of the issuer if appropriate. After this period, in the event an investment research override is not granted divestment is required immediately under normal market trading circumstances.

The Investment Manager actively engages with companies to encourage the adoption of science-based emission targets, or a verified commitment to adopt science-based emissions targets¹. The Investment Manager commits a minimum of 10% of companies within the portfolio having approved or committed targets and will monitor the progress of those companies against those targets.

For the purposes of the AMF doctrine, the extra-financial analysis or rating as described above is higher than:

- a. 90% for equities issued by large capitalisation companies whose registered office is located in "developed" countries, debt securities and money market instruments with an investment grade credit rating, sovereign debt issued by developed countries.
- b. 75% for equities issued by large capitalisations whose registered office is located in "emerging" countries, equities issued by small and medium capitalisations, debt securities and money market instruments with a high yield credit rating and sovereign debt issued by "emerging" countries.

The Investment Manager may only invest in companies that would be excluded by the screens described above if the Investment Manager believes, based on its own research and as approved by its ESG Oversight Committee, that the third-party data used to apply the exclusions is insufficient or inaccurate.

Good governance practices include sound management structures, employee relations, remuneration of staff and tax compliance.

Asset allocation describes the share of investments in specific assets.



The Investment Manager may consider that the data is insufficient or inaccurate if, for example, the third-party data provider research is historic, vague, based on out of date sources, or the investment manager has other information to make them doubt the accuracy of the research.

If the Investment Manager wishes to challenge the third-party data, then the challenge is presented to a cross-functional ESG Oversight Committee who must sign off on the “override” of the third-party data.

If a third party data provider does not provide research on a specific issuer or excluded activity, the Investment Manager may invest if, through its own research, it is satisfied that the issuer is not involved in the excluded activity.

¹ Approved or verified by SBT – <https://sciencebasedtargets.org/> or equivalent

- **What is the committed minimum rate to reduce the scope of the investments considered prior to the application of that investment strategy**

There is no committed minimum rate.

- **What is the policy to assess good governance practices of the investee companies?**

The companies in which investments are made are assessed by the Investment Manager to follow good governance practices.

The good governance practices of investee companies are assessed prior to making an investment and periodically thereafter in accordance with the Sustainability Risk Policy (“Policy”).

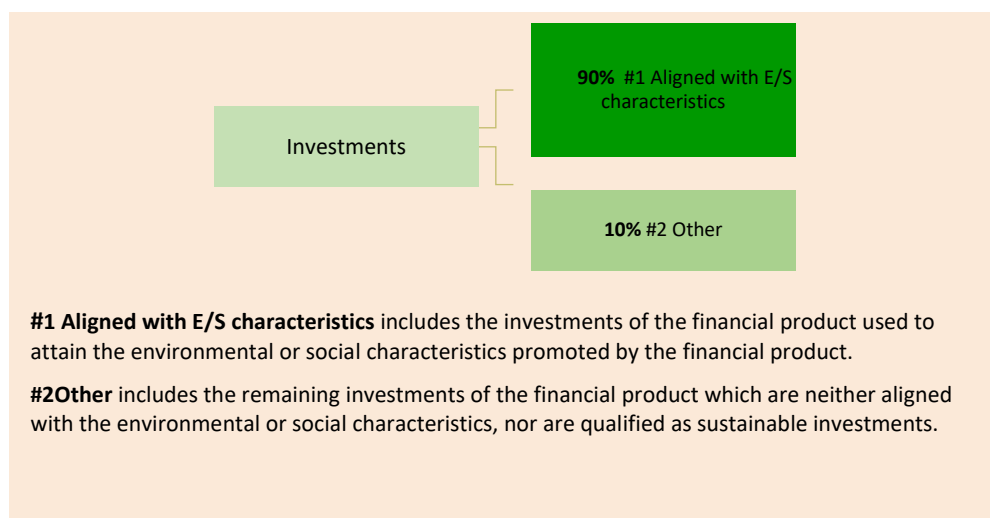
The Policy sets minimum standards against which investee companies will be assessed and monitored by the Investment Manager prior to making an investment and on an ongoing basis. Such standards may include, but are not limited to: sound management structures, employee relations, remuneration of staff and tax compliance.

The Policy can be found incorporated within Janus Henderson’s “ESG Investment Policy” in the “About Us – Environmental, Social and Governance (ESG)” section of the website at www.janushenderson.com.

In addition, the Investment Manager is a signatory to the UN Principles for Responsible Investment (UNPRI). As a signatory, the good governance practices of investee companies are also assessed by having regard to the UNPRI principles prior to making an investment and periodically thereafter.

What is the asset allocation planned for this financial product?

A minimum of 90% of the investments of the financial product are used to meet the environmental or social characteristics promoted by the financial product. Other assets, which are not used to meet the environmental or social characteristics, may include cash or cash equivalents in addition to instruments held for the purposes of efficient portfolio management e.g., temporary holdings of index derivatives.



● ***How does the use of derivatives attain the environmental or social characteristics promoted by the financial product?***

Not applicable – the Fund does not use derivatives to attain its environmental or social characteristics.



To what minimum extent are sustainable investments with an environmental objective aligned with the EU Taxonomy?

Not applicable.

The proportion of investments in the Fund which are aligned with the EU Taxonomy is 0%. Although the EU Taxonomy provides an ambitious framework to determine the environmental sustainability of economic activities, the EU Taxonomy does not comprehensively cover all industries and sectors, or all environmental objectives. The Investment Manager uses its own methodology to determine whether investments selected for the Fund are promoting environmental characteristics in accordance with the SFDR rules.



are sustainable investments with an environmental objective that **do not take into account the criteria** for environmentally sustainable economic activities under the EU Taxonomy.

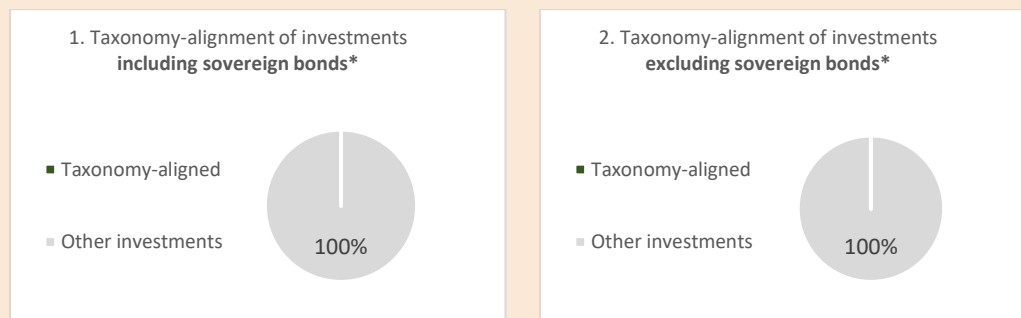
Taxonomy-aligned activities are expressed as a share of:

- **turnover** reflecting the share of revenue from green activities of investee companies
- **capital expenditure** (CapEx) showing the green investments made by investee companies, e.g. for a transition to a green economy.
- **operational expenditure** (OpEx) reflecting green operational activities of investee companies.

Enabling activities directly enable other activities to make a substantial contribution to an environmental objective.

Transitional activities are activities for which low-carbon alternatives are not yet available and among others have greenhouse gas emission levels

The two graphs below show in green the minimum percentage of investments that are aligned with the EU Taxonomy. As there is no appropriate methodology to determine the Taxonomy-alignment of sovereign bonds*, the first graph shows the Taxonomy alignment in relation to all the investments of the financial product including sovereign bonds, while the second graph shows the Taxonomy alignment only in relation to the investments of the financial product other than sovereign bonds.



* For the purpose of these graphs, 'sovereign bonds' consist of all sovereign exposures

What is the minimum share of investments in transitional and enabling activities?

Not applicable.



What is the minimum share of sustainable investments with an environmental objective that are not aligned with the EU Taxonomy?

Not applicable.



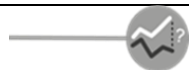
What is the minimum share of socially sustainable investments?

Not applicable.



What investments are included under “#2 Other”, what is their purpose and are there any minimum environmental or social safeguards?

Other assets may include cash or cash equivalents in addition to instruments held for the purposes of efficient portfolio management e.g., temporary holdings of index derivatives. No minimum environmental or social safeguards are applied to such investments.



Is a specific index designated as a reference benchmark to determine whether this financial product is aligned with the environmental and/or social characteristics that it promotes?

Not applicable.

- **How is the reference benchmark continuously aligned with each of the environmental or social characteristics promoted by the financial product?**

Not applicable.

Reference benchmarks are indexes to measure whether the financial product attains the environmental or social characteristics that they promote.



- ***How is the alignment of the investment strategy with the methodology of the index ensured on a continuous basis?***

Not applicable.

- ***How does the designated index differ from a relevant broad market index?***

Not applicable.

- ***Where can the methodology used for the calculation of the designated index be found?***

Not applicable.

Where can I find more product specific information online?

More product-specific information can be found at <https://www.janushenderson.com/en-lu/investor/eu-sfdr-pan-european-property-equities-fund/>.

Further information as to how Janus Henderson approach ESG, including Janus Henderson's "ESG Investment Policy", can be found in the "About Us –Environmental, Social and Governance (ESG)" section of the website at www.janushenderson.com

Sustainable investment means an investment in an economic activity that contributes to an environmental or social objective, provided that the investment does not significantly harm any environmental or social objective and that the investee companies follow good governance practices.

The **EU Taxonomy** is a classification system laid down in Regulation (EU) 2020/852, establishing a list of **environmentally sustainable economic activities**. That Regulation does not lay down a list of socially sustainable economic activities. Sustainable investments with an environmental objective might be aligned with the Taxonomy or not.



Sustainability indicators measure how the environmental or social characteristics promoted by the financial product are attained.

ANNEX II

Template pre-contractual disclosure for the financial products referred to in Article 8, paragraphs 1, 2 and 2a, of Regulation (EU) 2019/2088 and Article 6, first paragraph, of Regulation (EU) 2020/852

Product name: Pan European Smaller Companies Fund
Legal entity identifier: 213800PTNMP9V9T45J20

Environmental and/or social characteristics

Does this financial product have a sustainable investment objective?	
Yes	No
<div><input type="checkbox"/> It will make a minimum of sustainable investments with an environmental objective: ____% <div><input type="checkbox"/> in economic activities that qualify as environmentally sustainable under the EU Taxonomy <input type="checkbox"/> in economic activities that do not qualify as environmentally sustainable under the EU Taxonomy</div></div>	<div><input type="checkbox"/> It promotes Environmental/Social (E/S) characteristics and while it does not have as its objective a sustainable investment, it will have a minimum proportion of ____% of sustainable investments <div><input type="checkbox"/> with an environmental objective in economic activities that qualify as environmentally sustainable under the EU Taxonomy <input type="checkbox"/> with an environmental objective in economic activities that do not qualify as environmentally sustainable under the EU Taxonomy <input type="checkbox"/> with a social objective</div></div>
<div><input type="checkbox"/> It will make a minimum of sustainable investments with a social objective: ____%</div>	<div><input checked="" type="checkbox"/> It promotes E/S characteristics, but will not make any sustainable investments</div>

What environmental and/or social characteristics are promoted by this financial product?

The Fund promotes climate change mitigation, avoiding issuers with a high carbon intensity and which do not have a credible transition strategy, and support for the UNGC Principles (which cover matters including human rights, labour, corruption and environmental pollution). The Fund also seeks to avoid investments in certain activities with the potential to cause harm to human health and wellbeing by applying binding exclusions. The Fund does not use a reference benchmark to attain its environmental or social characteristics.

● **What sustainability indicators are used to measure the attainment of each of the environmental or social characteristics promoted by this financial product?**

- Carbon – Carbon Intensity Scope 1&2
This represents the company's most recently reported or estimated Scope 1 + Scope 2 greenhouse gas emissions normalized by sales, which allows for comparison between companies of different sizes.
- Overall UNGC Compliance Status
- % Issuers within the portfolio identified as having a credible transition strategy in accordance with the Investment Manager's proprietary methodology.
- ESG Exclusionary screens – see “What are the binding elements of the investment strategy used to select the investments to attain each of the environmental or social characteristics promoted by this financial product?” below for details on the exclusions.

● **What are the objectives of the sustainable investments that the financial product partially intends to make and how does the sustainable investment contribute to such objectives?**

Not applicable

● **How do the sustainable investments that the financial product partially intends to make, not cause significant harm to any environmental or social sustainable investment objective?**

Not applicable

— — — **How have the indicators for adverse impacts on sustainability factors been taken into account?**

Not applicable

— — — **How are the sustainable investments aligned with the OECD Guidelines for Multinational Enterprises and the UN Guiding Principles on Business and Human Rights? Details:**

Not applicable

Principal adverse impacts are the most significant negative impacts of investment decisions on sustainability factors relating to environmental, social and employee matters, respect for human rights, anti-corruption and anti-bribery matters.

The EU Taxonomy sets out a “do not significant harm” principle by which Taxonomy-aligned investments should not significantly harm EU Taxonomy objectives and is accompanied by specific EU criteria.

The “do no significant harm” principle applies only to those investments underlying the financial product that take into account the EU criteria for environmentally sustainable economic activities. The investments underlying the remaining portion of this financial product do not take into account the EU criteria for environmentally sustainable economic activities.

Any other sustainable investments must also not significantly harm any environmental or social objectives.



Does this financial product consider principal adverse impacts on sustainability factors?

☒ Yes

☐ No

As at the date of this Prospectus, the Investment Manager considers the following principal adverse impacts on sustainability factors (“PAIs”):

<u>Principle Adverse Impact</u>	<u>How is PAI considered?</u>
GHG Emissions	Exclusionary screens
Carbon Footprint	Exclusionary screens
GHG Intensity of Investee Companies	Exclusionary screens
Exposure to companies active in fossil fuel	Exclusionary screens
Violations of UNGC and OECD	Exclusionary screens
Exposure to controversial weapons	Exclusionary screens

Please see the Fund’s SFDR website disclosures at <https://www.janushenderson.com/en-lu/investor/eu-sfdr-pan-european-smaller-companies-fund/> for further details on the approach adopted and PAIs considered.



The investment strategy guides investment decisions based on factors such as investment objectives and risk tolerance.

The Fund will make information available on how it has considered the PAIs in its periodic report.

■ **What investment strategy does this financial product follow?**

The Fund seeks capital growth through investment in the pan European smaller companies equity markets.

The binding elements of the investment strategy described below are implemented as exclusionary screens which are coded into the compliance module of the Investment Manager's order management system utilising a third-party data provider on an ongoing basis. The exclusionary screens are implemented on both a pre and post trade basis enabling the sub investment advisor to block any proposed transactions in an excluded security and identify any changes to the status of holdings when third-party data is periodically updated.

■ ***What are the binding elements of the investment strategy used to select the investments to attain each of the environmental or social characteristics promoted by this financial product?***

The Investment Manager uses specific screens to help achieve some of the promoted characteristics. For example- to promote climate change mitigation, screens are applied to avoid investment in certain high carbon activities, and it is expected that this will result in the fund having a lower carbon profile. Another example is that to promote support for the UNGC Principles, screens are applied so that the Fund does not invest in issuers that are in breach of the UNGC Principles based on third party data and/or internal research.

The Investment Manager applies screens to exclude direct investment in issuers based on their involvement in certain activities. Specifically, issuers are excluded if they derive more than 10% of their revenue from oil sands extraction, arctic oil and gas, thermal coal extraction, or tobacco. Issuers are also excluded if they are deemed to have failed to comply with the UN Global Compact Principles (which cover matters including human rights, labour, corruption, and environmental pollution).

The Fund also applies the Firmwide Exclusions Policy (the "Firmwide Exclusions Policy"), which includes controversial weapons:

This applies to all the investment decisions made by the Management Company or Investment Manager. The Firmwide Exclusions Policy may be updated from time to time.

Presently, investment is not permitted in entities involved in the current manufacture of, or minority shareholding of 20% or greater in a manufacturer of controversial weapons, namely:

- Cluster munitions;
- Anti-Personnel mines;
- Chemical weapons;
- Biological weapons.

Classification of issuers is primarily based on activity identification fields supplied by our third-party ESG data providers. This classification is subject to an investment research override in cases where sufficient evidence exists that the third-party data field is not accurate or appropriate. In any scenario where a portfolio position is identified as not meeting this exclusion criteria for any reason (legacy holding, transition holding, etc.) the Investment Manager shall be granted 90 days to review or challenge the classification of the issuer if appropriate. After this period, in the event an investment research override is not granted divestment is required immediately under normal market trading circumstances.

The Investment Manager may invest in issuers with a high carbon intensity¹ (other than those excluded as described above) if it determines that such issuers have a credible transition strategy, based on its proprietary methodology described below.

In accordance with the Investment Manager's proprietary methodology, a company will only be considered as having a credible transition strategy if it has at least one of the following:

- a science-based emissions target or a verified commitment to adopt a science-based emissions target (*approved or verified by SBT – <https://sciencebasedtargets.org/>, or equivalent*); or
- a climate score of B or higher (*score from CDP – <https://www.cdp.net/en>, or equivalent*); or
- an ESG rating of A or higher (*rating from MSCI – <https://www.msci.com/>, or equivalent*)

Additional criteria may also be applied in assessing the validity of the transition strategy.

For the purposes of the AMF doctrine, the extra-financial analysis or rating as described above is higher than:

a. 90% for equities issued by large capitalisation companies whose registered office is located in "developed" countries, debt securities and money market instruments with an investment grade credit rating, sovereign debt issued by developed countries.

b. 75% for equities issued by large capitalisations whose registered office is located in "emerging" countries, equities issued by small and medium capitalisations, debt securities and money market instruments with a high yield credit rating and sovereign debt issued by "emerging" countries.

The Investment Manager may only invest in companies that would be excluded by the screens described above if the Investment Manager believes, based on its own research and as approved by its ESG Oversight Committee, that the third-party data used to apply the exclusions is insufficient or inaccurate.

The Investment Manager may consider that the data is insufficient or inaccurate if, for example, the third-party data provider research is historic, vague, based on out of date sources, or the investment manager has other information to make them doubt the accuracy of the research.

If the Investment Manager wishes to challenge the third-party data, then the challenge is presented to a cross-functional ESG Oversight Committee who must sign off on the "override" of the third-party data.

If a third party data provider does not provide research on a specific issuer or excluded activity, the Investment Manager may invest if, through its own research, it is satisfied that the issuer is not involved in the excluded activity.

¹ High carbon intensity refers to the 10% of highest emitting companies in the Western Europe (INC UK) stocks below EUR7bn market cap and a lower bound of EUR1bn

● ***What is the committed minimum rate to reduce the scope of the investments considered prior to the application of that investment strategy***

There is no committed minimum rate.

● ***What is the policy to assess good governance practices of the investee companies?***

The companies in which investments are made are assessed by the Investment Manager to follow good governance practices.

The good governance practices of investee companies are assessed prior to making an investment and periodically thereafter in accordance with the Sustainability Risk Policy ("Policy").

Good governance practices include sound management structures, employee relations, remuneration of staff and tax compliance.

Asset allocation describes the share of investments in specific assets.




The Policy sets minimum standards against which investee companies will be assessed and monitored by the Investment Manager prior to making an investment and on an ongoing basis. Such standards may include, but are not limited to: sound management structures, employee relations, remuneration of staff and tax compliance.

The Policy can be found incorporated within Janus Henderson's "ESG Investment Policy" in the "About Us – Environmental, Social and Governance (ESG)" section of the website at www.janushenderson.com.

In addition, the Investment Manager is a signatory to the UN Principles for Responsible Investment (UNPRI). As a signatory, the good governance practices of investee companies are also assessed by having regard to the UNPRI principles prior to making an investment and periodically thereafter.

What is the asset allocation planned for this financial product?

A minimum of 75% of the investments of the financial product are used to meet the environmental or social characteristics promoted by the financial product. Other assets, which are not used to meet the environmental or social characteristics, may include cash or cash equivalents in addition to instruments held for the purposes of efficient portfolio management, e.g., temporary holdings of index derivatives.



How does the use of derivatives attain the environmental or social characteristics promoted by the financial product?

Not applicable – the fund does not use derivatives to attain its environmental or social characteristics.



To what minimum extent are sustainable investments with an environmental objective aligned with the EU Taxonomy?

Not applicable.

The proportion of investments in the Fund which are aligned with the EU Taxonomy is 0%. Although the EU Taxonomy provides an ambitious framework to determine the environmental sustainability of economic activities, the EU Taxonomy does not comprehensively cover all industries and sectors, or all environmental objectives. The Investment Manager uses its own methodology to determine whether investments selected for the Fund are promoting environmental characteristics in accordance with the SFDR rules.

are sustainable investments with an environmental objective that **do not take into account the criteria** for environmentally sustainable economic activities under the EU Taxonomy.

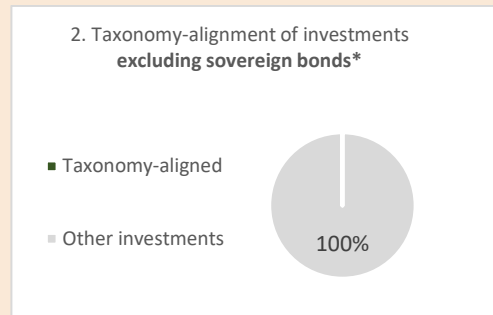
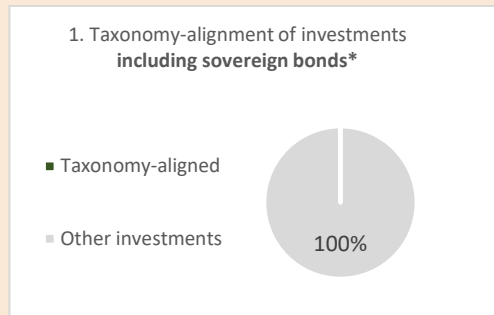
Taxonomy-aligned activities are expressed as a share of:

- **turnover** reflecting the share of revenue from green activities of investee companies
- **capital expenditure** (CapEx) showing the green investments made by investee companies, e.g. for a transition to a green economy.
- **operational expenditure** (OpEx) reflecting green operational activities of investee companies.

Enabling activities directly enable other activities to make a substantial contribution to an environmental objective.

Transitional activities are activities for which low-carbon alternatives are not yet available and among others have greenhouse gas emission levels

The two graphs below show in green the minimum percentage of investments that are aligned with the EU Taxonomy. As there is no appropriate methodology to determine the Taxonomy-alignment of sovereign bonds, the first graph shows the Taxonomy alignment in relation to all the investments of the financial product including sovereign bonds, while the second graph shows the Taxonomy alignment only in relation to the investments of the financial product other than sovereign bonds.*



* For the purpose of these graphs, 'sovereign bonds' consist of all sovereign exposures

What is the minimum share of investments in transitional and enabling activities?

Not applicable.



What is the minimum share of sustainable investments with an environmental objective that are not aligned with the EU Taxonomy?

Not applicable.



What is the minimum share of socially sustainable investments?

Not applicable.



What investments are included under “#2 Other”, what is their purpose and are there any minimum environmental or social safeguards?

Other assets may include cash or cash equivalents in addition to instruments held for the purposes of efficient portfolio management, e.g., temporary holdings of index derivatives.



Is a specific index designated as a reference benchmark to determine whether this financial product is aligned with the environmental and/or social characteristics that it promotes?

Not applicable.

Reference benchmarks are indexes to measure whether the financial product attains the environmental or social characteristics that they promote.



- ***How is the reference benchmark continuously aligned with each of the environmental or social characteristics promoted by the financial product?***

Not applicable.

- ***How is the alignment of the investment strategy with the methodology of the index ensured on a continuous basis?***

Not applicable.

- ***How does the designated index differ from a relevant broad market index?***

Not applicable.

- ***Where can the methodology used for the calculation of the designated index be found?***

Not applicable.

Where can I find more product specific information online?

More product-specific information can be found at <https://www.janushenderson.com/en-lu/investor/eu-sfdr-pan-european-smaller-companies-fund/> .

Further information as to how Janus Henderson approach ESG, including Janus Henderson's "ESG Investment Policy", can be found in the "About Us –Environmental, Social and Governance (ESG)" section of the website at www.janushenderson.com.

Template pre-contractual disclosure for the financial products referred to in Article 8, paragraphs 1, 2 and 2a, of Regulation (EU) 2019/2088 and Article 6, first paragraph, of Regulation (EU) 2020/852

Product name: Euroland Fund
Legal entity identifier: 213800BBUJB2HJ1RZ384

Environmental and/or social characteristics

Does this financial product have a sustainable investment objective?



Yes



No



It will make a minimum of **sustainable investments with an environmental objective:** ____%



in economic activities that qualify as environmentally sustainable under the EU Taxonomy



in economic activities that do not qualify as environmentally sustainable under the EU Taxonomy



It will make a minimum of **sustainable investments with a social objective:** ____%



It **promotes Environmental/Social (E/S) characteristics** and while it does not have as its objective a sustainable investment, it will have a minimum proportion of ____% of sustainable investments



with an environmental objective in economic activities that qualify as environmentally sustainable under the EU Taxonomy



with an environmental objective in economic activities that do not qualify as environmentally sustainable under the EU Taxonomy



with a social objective



It promotes E/S characteristics, but **will not make any sustainable investments**

- **What environmental and/or social characteristics are promoted by this financial product?**

The Fund promotes climate change mitigation and avoiding issuers with a high carbon intensity, and which do not have a credible transition strategy. The Fund also seeks to avoid investments in certain activities with the potential to cause harm to human health and wellbeing by applying binding exclusions.
 The Fund does not use a reference benchmark to attain its environmental or social characteristics.

Sustainable investment means an investment in an economic activity that contributes to an environmental or social objective, provided that the investment does not significantly harm any environmental or social objective and that the investee companies follow good governance practices.

The **EU Taxonomy** is a classification system laid down in Regulation (EU) 2020/852, establishing a list of **environmentally sustainable economic activities**. That Regulation does not lay down a list of socially sustainable economic activities. Sustainable investments with an environmental objective might be aligned with the Taxonomy or not.



Sustainability indicators measure how the environmental or social characteristics promoted by the financial product are attained.

	<ul style="list-style-type: none"> ● What sustainability indicators are used to measure the attainment of each of the environmental or social characteristics promoted by this financial product? <ul style="list-style-type: none"> ● Carbon – Carbon Intensity Scope 1&2 <i>This represents the company's most recently reported or estimated Scope 1 + Scope 2 greenhouse gas emissions normalized by sales, which allows for comparison between companies of different sizes.</i> ● % Issuers within the portfolio identified as having a credible transition strategy in accordance with the Investment Manager's proprietary methodology ● ESG Exclusionary screens – see "What are the binding elements of the investment strategy used to select the investments to attain each of the environmental or social characteristics promoted by this financial product?" below for details on the exclusions.
	<ul style="list-style-type: none"> ● What are the objectives of the sustainable investments that the financial product partially intends to make and how does the sustainable investment contribute to such objectives? Not applicable
	<ul style="list-style-type: none"> ● How do the sustainable investments that the financial product partially intends to make, not cause significant harm to any environmental or social sustainable investment objective? Not applicable
	<ul style="list-style-type: none"> — — How have the indicators for adverse impacts on sustainability factors been taken into account? Not applicable
	<ul style="list-style-type: none"> — — How are the sustainable investments aligned with the OECD Guidelines for Multinational Enterprises and the UN Guiding Principles on Business and Human Rights? Details: Not applicable

The EU Taxonomy sets out a “do not significant harm” principle by which Taxonomy-aligned investments should not significantly harm EU Taxonomy objectives and is accompanied by specific EU criteria.

The “do no significant harm” principle applies only to those investments underlying the financial product that take into account the EU criteria for environmentally sustainable economic activities. The investments underlying the remaining portion of this financial product do not take into account the EU criteria for environmentally sustainable economic activities.

Any other sustainable investments must also not significantly harm any environmental or social objectives.

Principal adverse impacts are the most significant negative impacts of investment decisions on sustainability factors relating to environmental, social and employee matters, respect for human rights, anti-corruption and anti-bribery matters.



Does this financial product consider principal adverse impacts on sustainability factors?

☒ Yes
☐ No

As of the date of this Prospectus, the Investment Manager considers the following principal adverse impacts on sustainability factors (“PAIs”):

<u>Principle Adverse Impact</u>	<u>How is PAI considered?</u>
GHG Emissions	Exclusionary screens
Carbon Footprint	Exclusionary screens
GHG Intensity of Investee Companies	Exclusionary screens
Exposure to companies active in fossil fuel	Exclusionary screens
Activities negatively affecting biodiversity sensitive areas	Exclusionary screens
Exposure to controversial weapons	Exclusionary screens

Please see the Fund’s SFDR website disclosures at <https://www.janushenderson.com/en-lu/investor/eu-sfdr-euroland-fund/> for further details on the approach currently adopted and PAIs considered.

The Fund will make information available on how it has considered the PAIs in its periodic report.



The investment strategy guides investment decisions based on factors such as investment objectives and risk tolerance.

■ What investment strategy does this financial product follow?

The Fund seeks capital growth through investment in the 'Euroland' equity market.

The binding elements of the investment strategy described below are implemented as exclusionary screens which are coded into the compliance module of the Investment Manager's order management system utilising a third-party data provider on an ongoing basis. The exclusionary screens are implemented on both a pre and post trade basis enabling the sub investment advisor to block any proposed transactions in an excluded security and identify any changes to the status of holdings when third-party data is periodically updated.

Two elements of the binding criteria referenced below regarding issuers with a high carbon intensity are not available as automated data points and are evidenced by external or in-house research:

- In the specific case of the airlines sector, the company has made significant aircraft fleet investment to reduce carbon output (that is to have a younger than average fleet age); or
- The issuer has committed 30% of future gross capex and/or research and development to sustainability aligned projects.

■ *What are the binding elements of the investment strategy used to select the investments to attain each of the environmental or social characteristics promoted by this financial product?*

The Investment Manager uses specific screens to help achieve some of the promoted characteristics. For example- to promote climate change mitigation, screens are applied to avoid investment in certain high carbon activities, and it is expected that this will result in the fund having a lower carbon profile.

The Investment Manager applies screens to exclude direct investment in issuers based on their involvement in certain activities. Specifically, issuers are excluded if they derive more than 10% of their revenue from oil sands extraction, arctic oil and gas, thermal coal extraction and power generation, palm oil, or tobacco.

The Fund also applies the Firmwide Exclusions Policy (the "Firmwide Exclusions Policy"), which includes controversial weapons:

This applies to all the investment decisions made by the Management Company or Investment Manager. The Firmwide Exclusions Policy may be updated from time to time.

Presently, investment is not permitted in entities involved in the current manufacture of, or minority shareholding of 20% or greater in a manufacturer of controversial weapons, namely:

- Cluster munitions;
- Anti-Personnel mines;
- Chemical weapons;
- Biological weapons.

Classification of issuers is primarily based on activity identification fields supplied by our third-party ESG data providers. This classification is subject to an investment research override in cases where sufficient evidence exists that the third-party data field is not accurate or appropriate. In any scenario where a portfolio position is identified as not meeting this exclusion criteria for any reason (legacy holding, transition holding, etc.) the Investment Manager shall be granted 90 days to review or challenge the classification of the issuer if appropriate. After this period, in the event an investment research override is not granted divestment is required immediately under normal market trading circumstances.

The Investment Manager may invest in issuers with a high carbon intensity¹ (other than those excluded as described above) if it determines that such issuers have a credible transition strategy, based on its proprietary methodology described below.

In accordance with the Investment Manager's proprietary methodology, a company will only be considered as having a credible transition strategy if it has at least one of the following:

- a science-based emissions target or a verified commitment to adopt a science-based emissions target (approved or verified by SBT – <https://sciencebasedtargets.org/> or equivalent); or
- an ESG rating of AA or higher (rating by MSCI – <https://www.msci.com/> or equivalent) or
- In the specific case of the airlines sector, made significant aircraft fleet investment to reduce carbon output (that is to have a younger than average fleet age) or
- has committed 30% of future gross capex and/or research and development to sustainability aligned projects, in accordance with the Investment Manager's methodologies.

Additional criteria may also be applied in assessing the validity of the transition strategy.

For the purposes of the AMF doctrine, the extra-financial analysis or rating as described above is higher than:

a. 90% for equities issued by large capitalisation companies whose registered office is located in "developed" countries, debt securities and money market instruments with an investment grade credit rating, sovereign debt issued by developed countries.

b. 75% for equities issued by large capitalisations whose registered office is located in "emerging" countries, equities issued by small and medium capitalisations, debt securities and money market instruments with a high yield credit rating and sovereign debt issued by "emerging" countries.

The Investment Manager may only invest in companies that would be excluded by the screens described above if the Investment Manager believes, based on its own research and as approved by its ESG Oversight Committee, that the third-party data used to apply the exclusions is insufficient or inaccurate.

The Investment Manager may consider that the data is insufficient or inaccurate if, for example, the third-party data provider research is historic, vague, based on out of date sources, or the investment manager has other information to make them doubt the accuracy of the research.

If the Investment Manager wishes to challenge the third-party data, then the challenge is presented to a cross-functional ESG Oversight Committee who must sign off on the "override" of the third-party data.

If a third party data provider does not provide research on a specific issuer or excluded activity, the Investment Manager may invest if, through its own research, it is satisfied that the issuer is not involved in the excluded

¹. High carbon intensity refers to the 5% of highest emitting companies in the Western Europe (EX UK, Switzerland, Denmark, Norway and Sweden) stocks above EUR1bn market cap

- ***What is the committed minimum rate to reduce the scope of the investments considered prior to the application of that investment strategy***

There is no committed minimum rate.

- ***What is the policy to assess good governance practices of the investee companies?***

The companies in which investments are made are assessed by the Investment

Manager to follow good governance practices.

The good governance practices of investee companies are assessed prior to making an investment and periodically thereafter in accordance with the Sustainability Risk Policy ("Policy").

Good governance practices include sound management structures, employee relations, remuneration of staff and tax compliance.

Asset allocation describes the share of investments in specific assets.



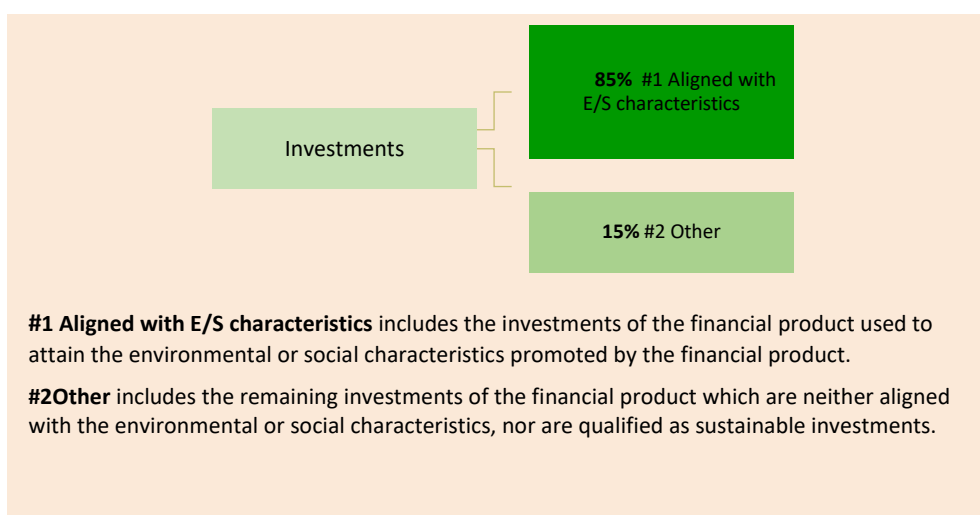
The Policy sets minimum standards against which investee companies will be assessed and monitored by the Investment Manager prior to making an investment and on an ongoing basis. Such standards may include, but are not limited to: sound management structures, employee relations, remuneration of staff and tax compliance.

The Policy can be found incorporated within Janus Henderson's "ESG Investment Policy" in the "About Us – Environmental, Social and Governance (ESG)" section of the website at www.janushenderson.com.

In addition, the Investment Manager is a signatory to the UN Principles for Responsible Investment (UNPRI). As a signatory, the good governance practices of investee companies are also assessed by having regard to the UNPRI principles prior to making an investment and periodically thereafter.

What is the asset allocation planned for this financial product?

A minimum of 85% of the investments of the financial product are used to meet the environmental or social characteristics promoted by the financial product. The remaining investments, which are not used to meet the environmental or social characteristics, are used for hedging or relate to cash held as ancillary liquidity.



● ***How does the use of derivatives attain the environmental or social characteristics promoted by the financial product?***

Not applicable – the Fund does not use derivatives to attain its environmental or social characteristics.



are sustainable investments with an environmental objective that **do not take into account the criteria** for environmentally sustainable economic activities under the EU Taxonomy.

Taxonomy-aligned activities are expressed as a share of:

- **turnover** reflecting the share of revenue from green activities of investee companies
- **capital expenditure** (CapEx) showing the green investments made by investee companies, e.g. for a transition to a green economy.
- **operational expenditure** (OpEx) reflecting green operational activities of investee companies.

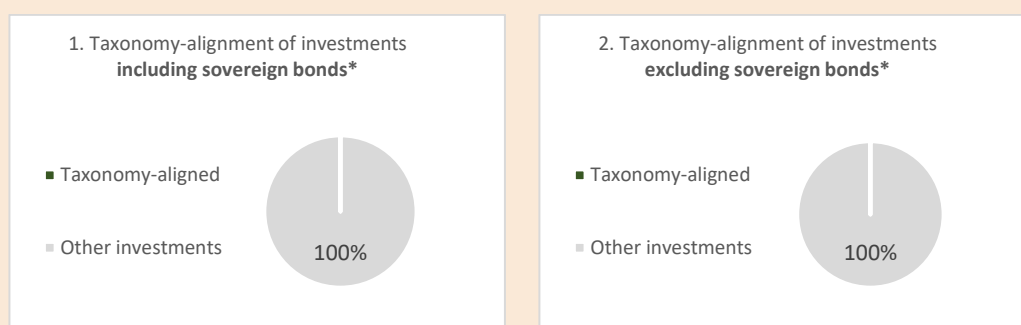


To what minimum extent are sustainable investments with an environmental objective aligned with the EU Taxonomy?

Not applicable.

The proportion of investments in the Fund which are aligned with the EU Taxonomy is 0%. Although the EU Taxonomy provides an ambitious framework to determine the environmental sustainability of economic activities, the EU Taxonomy does not comprehensively cover all industries and sectors, or all environmental objectives. The Investment Manager uses its own methodology to determine whether investments selected for the Fund are promoting environmental characteristics in accordance with the SFDR rules.

The two graphs below show in green the minimum percentage of investments that are aligned with the EU Taxonomy. As there is no appropriate methodology to determine the Taxonomy-alignment of sovereign bonds, the first graph shows the Taxonomy alignment in relation to all the investments of the financial product including sovereign bonds, while the second graph shows the Taxonomy alignment only in relation to the investments of the financial product other than sovereign bonds.*



* For the purpose of these graphs, 'sovereign bonds' consist of all sovereign exposures

What is the minimum share of investments in transitional and enabling activities?

Not applicable.



What is the minimum share of sustainable investments with an environmental objective that are not aligned with the EU Taxonomy?

Not applicable.



What is the minimum share of socially sustainable investments?

Not applicable.

Enabling activities directly enable other activities to make a substantial contribution to an environmental objective.

Transitional activities are activities for which low-carbon alternatives are not yet available and among others have greenhouse gas emission levels

Reference benchmarks are indexes to measure whether the financial product attains the environmental or social characteristics that they promote.



What investments are included under “#2 Other”, what is their purpose and are there any minimum environmental or social safeguards?

Other assets may include cash or cash equivalents in addition to instruments held for the purposes of efficient portfolio management e.g., temporary holdings of index derivatives. No minimum environmental or social safeguards are applied to such investments.



Is a specific index designated as a reference benchmark to determine whether this financial product is aligned with the environmental and/or social characteristics that it promotes?

Not applicable.

- ***How is the reference benchmark continuously aligned with each of the environmental or social characteristics promoted by the financial product?***

Not applicable.

- ***How is the alignment of the investment strategy with the methodology of the index ensured on a continuous basis?***

Not applicable.

- ***How does the designated index differ from a relevant broad market index?***

Not applicable.

- ***Where can the methodology used for the calculation of the designated index be found?***

Not applicable.

Where can I find more product specific information online?

More product-specific information can be found at <https://www.janushenderson.com/en-lu/investor/eu-sfdr-euroland-fund/>

Further information as to how Janus Henderson approach ESG, including Janus Henderson’s “ESG Investment Policy”, can be found in the “About Us –Environmental, Social and Governance (ESG)” section of the website at www.janushenderson.com.

Sustainable investment means an investment in an economic activity that contributes to an environmental or social objective, provided that the investment does not significantly harm any environmental or social objective and that the investee companies follow good governance practices.

The **EU Taxonomy** is a classification system laid down in Regulation (EU) 2020/852, establishing a list of **environmentally sustainable economic activities**. That Regulation does not lay down a list of socially sustainable economic activities. Sustainable investments with an environmental objective might be aligned with the Taxonomy or not.



Sustainability indicators measure how the environmental or social characteristics promoted by the financial product are attained.

ANNEX II

Template pre-contractual disclosure for the financial products referred to in Article 8, paragraphs 1, 2 and 2a, of Regulation (EU) 2019/2088 and Article 6, first paragraph, of Regulation (EU) 2020/852

Product name: European Growth Fund
Legal entity identifier: 213800FJ6CA2XYR8B223

Environmental and/or social characteristics

Does this financial product have a sustainable investment objective?	
<div><div><div></div><div></div><div></div></div>Yes</div>	<div><div><div></div><div></div><div></div></div>No</div>
<div><div><input type="checkbox"/></div><div>It will make a minimum of sustainable investments with an environmental objective: ____%</div><div><div><input type="checkbox"/></div><div>in economic activities that qualify as environmentally sustainable under the EU Taxonomy</div><div><input type="checkbox"/></div><div>in economic activities that do not qualify as environmentally sustainable under the EU Taxonomy</div></div></div>	<div><div><input type="checkbox"/></div><div>It promotes Environmental/Social (E/S) characteristics and while it does not have as its objective a sustainable investment, it will have a minimum proportion of ____% of sustainable investments</div><div><div><input type="checkbox"/></div><div>with an environmental objective in economic activities that qualify as environmentally sustainable under the EU Taxonomy</div><div><input type="checkbox"/></div><div>with an environmental objective in economic activities that do not qualify as environmentally sustainable under the EU Taxonomy</div><div><input type="checkbox"/></div><div>with a social objective</div></div></div>
<div><div><input type="checkbox"/></div><div>It will make a minimum of sustainable investments with a social objective: ____%</div></div>	<div><div><input checked="" type="checkbox"/></div><div>It promotes E/S characteristics, but will not make any sustainable investments</div></div>

What environmental and/or social characteristics are promoted by this financial product?

The Fund promotes climate change mitigation and avoiding issuers with a high carbon intensity, and which do not have a credible transition strategy. The Fund also seeks to avoid investments in certain activities with the potential to cause harm to human health and wellbeing by applying binding exclusions. The Fund does not use a reference benchmark to attain its environmental or social characteristics.

● **What sustainability indicators are used to measure the attainment of each of the environmental or social characteristics promoted by this financial product?**

• Carbon – Carbon Intensity Scope 1&2

This represents the company's most recently reported or estimated Scope 1 + Scope 2 greenhouse gas emissions normalized by sales, which allows for comparison between companies of different sizes.

• % issuers within the portfolio identified as having a credible transition strategy in accordance with the Investment Manager's proprietary methodology.

• ESG Exclusionary screens – see "What are the binding elements of the investment strategy used to select the investments to attain each of the environmental or social characteristics promoted by this financial product?" below for details on the exclusions.

● **What are the objectives of the sustainable investments that the financial product partially intends to make and how does the sustainable investment contribute to such objectives?**

Not applicable

● **How do the sustainable investments that the financial product partially intends to make, not cause significant harm to any environmental or social sustainable investment objective?**

Not applicable

— — **How have the indicators for adverse impacts on sustainability factors been taken into account?**

Not applicable

— — **How are the sustainable investments aligned with the OECD Guidelines for Multinational Enterprises and the UN Guiding Principles on Business and Human Rights? Details:**

Not applicable

The EU Taxonomy sets out a “do not significant harm” principle by which Taxonomy-aligned investments should not significantly harm EU Taxonomy objectives and is accompanied by specific EU criteria.

The “do no significant harm” principle applies only to those investments underlying the financial product that take into account the EU criteria for environmentally sustainable economic activities. The investments underlying the remaining portion of this financial product do not take into account the EU criteria for environmentally sustainable economic activities.

Any other sustainable investments must also not significantly harm any environmental or social objectives.

Principal adverse impacts are the most significant negative impacts of investment decisions on sustainability factors relating to environmental, social and employee matters, respect for human rights, anti-corruption and anti-bribery matters.



Does this financial product consider principal adverse impacts on sustainability factors?

☒ Yes
☐ No

As at the date of this Prospectus, the Investment Manager considers the following principal adverse impacts on sustainability factors (“PAIs”):

<u>Principle Adverse Impact</u>	<u>How is PAI considered?</u>
GHG Emissions	Exclusionary screens
Carbon Footprint	Exclusionary screens
GHG Intensity of Investee Companies	Exclusionary screens
Exposure to companies active in fossil fuel	Exclusionary screens
Activities negatively affecting biodiversity sensitive areas	Exclusionary screens
Exposure to controversial weapons	Exclusionary screens

Please see the Fund’s SFDR website disclosures at <https://www.janushenderson.com/en-lu/investor/eu-sfdr-european-growth-fund/> for further details on the current approach adopted and PAIs considered.

The Fund will make information available on how it has considered the PAIs in its periodic report.



The investment strategy guides investment decisions based on factors such as investment objectives and risk tolerance.

■ What investment strategy does this financial product follow?

The Fund seeks capital growth through investment in the European (ex UK) equity markets.

The binding elements of the investment strategy described below are implemented as exclusionary screens which are coded into the compliance module of the Investment Manager's order management system utilising a third-party data provider on an ongoing basis. The exclusionary screens are implemented on both a pre and post trade basis enabling the sub investment advisor to block any proposed transactions in an excluded security and identify any changes to the status of holdings when third-party data is periodically updated.

Two elements of the binding criteria referenced below regarding issuers with a high carbon intensity are not available as automated data points and are evidenced by external or in-house research:

- In the specific case of the airlines sector, the company has made significant aircraft fleet investment to reduce carbon output (that is to have a younger than average fleet age); or
- The issuer has committed 30% of future gross capex and/or research and development to sustainability aligned projects.

■ *What are the binding elements of the investment strategy used to select the investments to attain each of the environmental or social characteristics promoted by this financial product?*

The Investment Manager uses specific screens to help achieve some of the promoted characteristics. For example- to promote climate change mitigation, screens are applied to avoid investment in certain high carbon activities, and it is expected that this will result in the fund having a lower carbon profile.

The Investment Manager applies screens to exclude direct investment in issuers based on their involvement in certain activities. Specifically, issuers are excluded if they derive more than 10% of their revenue from oil sands extraction, arctic oil and gas, thermal coal extraction and power generation, palm oil, or tobacco.

The Fund also applies the Firmwide Exclusions Policy (the "Firmwide Exclusions Policy"), which includes controversial weapons:

This applies to all the investment decisions made by the Management Company or Investment Manager. The Firmwide Exclusions Policy may be updated from time to time.

Presently, investment is not permitted in entities involved in the current manufacture of, or minority shareholding of 20% or greater in a manufacturer of controversial weapons, namely:

- Cluster munitions;
- Anti-Personnel mines;
- Chemical weapons;
- Biological weapons.

Classification of issuers is primarily based on activity identification fields supplied by our third-party ESG data providers. This classification is subject to an investment research override in cases where sufficient evidence exists that the third-party data field is not accurate or appropriate. In any scenario where a portfolio position is identified as not meeting this exclusion criteria for any reason (legacy holding, transition holding, etc.) the Investment Manager shall be granted 90 days to review or challenge the classification of the issuer if appropriate. After this period, in the event an investment research override is not granted divestment is required immediately under normal market trading circumstances.

The Investment Manager may invest in issuers with a high carbon intensity¹ (other than those excluded as described above) if it determines that such issuers have a credible transition strategy, based on its proprietary methodology described below.

In accordance with the Investment Manager's proprietary methodology, a company will only be considered as having a credible transition strategy if it has at least one of the following:

- a science-based emissions target or a verified commitment to adopt a science-based emissions target (approved or verified by SBT – <https://sciencebasedtargets.org/> or equivalent); or
- an ESG rating of AA or higher (rating by MSCI – <https://www.msci.com/> or equivalent); or
- In the specific case of the airlines sector, made significant aircraft fleet investment to reduce carbon output (that is to have a younger than average fleet age); or

has committed 30% of future gross capex and/or research and development to sustainability aligned projects, in accordance with the Investment Manager's methodologies.

Additional criteria may also be applied in assessing the validity of the transition strategy.

For the purposes of the AMF doctrine, the extra-financial analysis or rating as described above is higher than:

- a) 90% for equities issued by large capitalisation companies whose registered office is located in "developed" countries, debt securities and money market instruments with an investment grade credit rating, sovereign debt issued by developed countries.
- 75% for equities issued by large capitalisations whose registered office is located in "emerging" countries, equities issued by small and medium capitalisations, debt securities and money market instruments with a high yield credit rating and sovereign debt issued by "emerging" countries.

The Investment Manager may only invest in companies that would be excluded by the screens described above if the Investment Manager believes, based on its own research and as approved by its ESG Oversight Committee, that the third-party data used to apply the exclusions is insufficient or inaccurate.

The Investment Manager may consider that the data is insufficient or inaccurate if, for example, the third-party data provider research is historic, vague, based on out of date sources, or the investment manager has other information to make them doubt the accuracy of the research.

If the Investment Manager wishes to challenge the third-party data, then the challenge is presented to a cross-functional ESG Oversight Committee who must sign off on the "override" of the third-party data.

If a third party data provider does not provide research on a specific issuer or excluded activity, the Investment Manager may invest if, through its own research, it is satisfied that the issuer is not involved in the excluded activity.

¹. High carbon intensity refers to the 5% of highest emitting companies in the Western Europe (EX UK) stocks above EUR1bn market cap

- ***What is the committed minimum rate to reduce the scope of the investments considered prior to the application of that investment strategy***

There is no committed minimum rate.

- ***What is the policy to assess good governance practices of the investee companies?***

The companies in which investments are made are assessed by the Investment Manager to follow good governance practices.

Good governance practices include sound management structures, employee relations, remuneration of staff and tax compliance.



Asset allocation describes the share of investments in specific assets.

The good governance practices of investee companies are assessed prior to making an investment and periodically thereafter in accordance with the Sustainability Risk Policy ("Policy").

The Policy sets minimum standards against which investee companies will be assessed and monitored by the Investment Manager prior to making an investment and on an ongoing basis. Such standards may include, but are not limited to: sound management structures, employee relations, remuneration of staff and tax compliance.

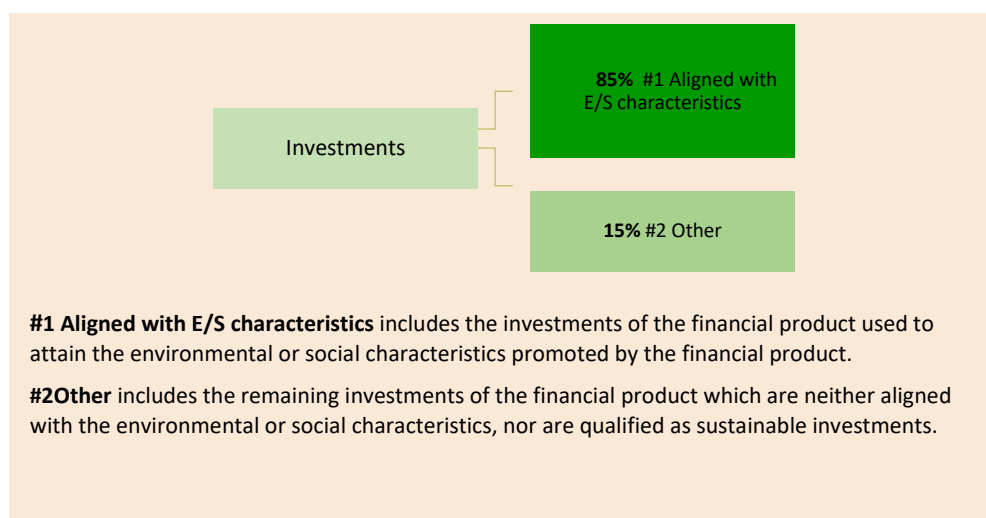
The Policy can be found incorporated within Janus Henderson's "ESG Investment Policy" in the "About Us – Environmental, Social and Governance (ESG)" section of the website at www.janushenderson.com.

In addition, the Investment Manager is a signatory to the UN Principles for Responsible Investment (UNPRI). As a signatory, the good governance practices of investee companies are also assessed by having regard to the UNPRI prior to making an investment and periodically thereafter.

What is the asset allocation planned for this financial product?

A minimum of 85% of the investments of the financial product are used to meet the environmental or social characteristics promoted by the financial product.

Other assets, which are not used to meet the environmental or social characteristics, may include cash or cash equivalents in addition to instruments held for the purposes of efficient portfolio management, e.g. temporary holdings of index derivatives.



- **How does the use of derivatives attain the environmental or social characteristics promoted by the financial product?**

Not applicable. The Fund does not use derivatives to attain its environmental or social characteristics.



are sustainable investments with an environmental objective that **do not take into account the criteria** for environmentally sustainable economic activities under the EU Taxonomy.

Taxonomy-aligned activities are expressed as a share of:

- **turnover** reflecting the share of revenue from green activities of investee companies
- **capital expenditure** (CapEx) showing the green investments made by investee companies, e.g. for a transition to a green economy.
- **operational expenditure** (OpEx) reflecting green operational activities of investee companies.

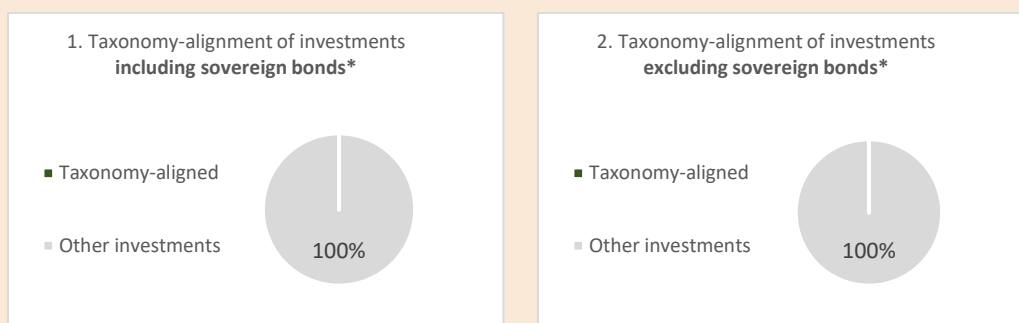


To what minimum extent are sustainable investments with an environmental objective aligned with the EU Taxonomy?

Not applicable.

The proportion of investments in the Fund which are aligned with the EU Taxonomy is 0%. Although the EU Taxonomy provides an ambitious framework to determine the environmental sustainability of economic activities, the EU Taxonomy does not comprehensively cover all industries and sectors, or all environmental objectives. The Investment Manager uses its own methodology to determine whether investments selected for the Fund are promoting environmental characteristics in accordance with the SFDR rules.

The two graphs below show in green the minimum percentage of investments that are aligned with the EU Taxonomy. As there is no appropriate methodology to determine the Taxonomy-alignment of sovereign bonds, the first graph shows the Taxonomy alignment in relation to all the investments of the financial product including sovereign bonds, while the second graph shows the Taxonomy alignment only in relation to the investments of the financial product other than sovereign bonds.*



* For the purpose of these graphs, 'sovereign bonds' consist of all sovereign exposures

What is the minimum share of investments in transitional and enabling activities?

Not applicable.



What is the minimum share of sustainable investments with an environmental objective that are not aligned with the EU Taxonomy?

Not applicable.



What is the minimum share of socially sustainable investments?

Not applicable.

Enabling activities directly enable other activities to make a substantial contribution to an environmental objective.

Transitional activities are activities for which low-carbon alternatives are not yet available and among others have greenhouse gas emission levels

Reference benchmarks are indexes to measure whether the financial product attains the environmental or social characteristics that they promote.



What investments are included under “#2 Other”, what is their purpose and are there any minimum environmental or social safeguards?

Other assets may include cash or cash equivalents in addition to instruments held for the purposes of efficient portfolio management e.g., temporary holdings of index derivatives. No minimum environmental or social safeguards are applied to such investments.



Is a specific index designated as a reference benchmark to determine whether this financial product is aligned with the environmental and/or social characteristics that it promotes?

Not applicable.

- ***How is the reference benchmark continuously aligned with each of the environmental or social characteristics promoted by the financial product?***

Not applicable.

- ***How is the alignment of the investment strategy with the methodology of the index ensured on a continuous basis?***

Not applicable.

- ***How does the designated index differ from a relevant broad market index?***

Not applicable.

- ***Where can the methodology used for the calculation of the designated index be found?***

Not applicable.

Where can I find more product specific information online?

More product-specific information can be found at <https://www.janushenderson.com/en-lu/investor/eu-sfdr-european-growth-fund/>.

Further information as to how Janus Henderson approach ESG, including Janus Henderson’s “ESG Investment Policy”, can be found in the “About Us –Environmental, Social and Governance (ESG)” section of the website at www.janushenderson.com.



Template pre-contractual disclosure for the financial products referred to in Article 8, paragraphs 1, 2 and 2a, of Regulation (EU) 2019/2088 and Article 6, first paragraph, of Regulation (EU) 2020/852

Product name: Pan European Equity Fund
Legal entity identifier: 549300ZOKHQU9DX4187

Environmental and/or social characteristics

Sustainable investment means an investment in an economic activity that contributes to an environmental or social objective, provided that the investment does not significantly harm any environmental or social objective and that the investee companies follow good governance practices.

The **EU Taxonomy** is a classification system laid down in Regulation (EU) 2020/852, establishing a list of **environmentally sustainable economic activities**. That Regulation does not lay down a list of socially sustainable economic activities. Sustainable investments with an environmental objective might be aligned with the Taxonomy or not.



Sustainability indicators measure how the environmental or social characteristics promoted by the financial product are attained.

Does this financial product have a sustainable investment objective?

Yes	No
<input type="checkbox"/> It will make a minimum of sustainable investments with an environmental objective: ____% <ul style="list-style-type: none"> <input type="checkbox"/> in economic activities that qualify as environmentally sustainable under the EU Taxonomy <input type="checkbox"/> in economic activities that do not qualify as environmentally sustainable under the EU Taxonomy 	<input type="checkbox"/> It promotes Environmental/Social (E/S) characteristics and while it does not have as its objective a sustainable investment, it will have a minimum proportion of ____% of sustainable investments <ul style="list-style-type: none"> <input type="checkbox"/> with an environmental objective in economic activities that qualify as environmentally sustainable under the EU Taxonomy <input type="checkbox"/> with an environmental objective in economic activities that do not qualify as environmentally sustainable under the EU Taxonomy <input type="checkbox"/> with a social objective
<input type="checkbox"/> It will make a minimum of sustainable investments with a social objective: ____%	<input checked="" type="checkbox"/> It promotes E/S characteristics, but will not make any sustainable investments

● **What environmental and/or social characteristics are promoted by this financial product?**

The Fund promotes climate change mitigation and support for the UNGC principles (which cover matters including human rights, labour, corruption and environmental pollution). The Fund also promotes good health and well-being by seeking to avoid investments in certain activities with the potential to cause harm to human health and wellbeing via use of binding exclusions, and also by investing a minimum proportion of the Fund in investments deemed to align with UN Sustainable Development Goal '3' ("Good Health and Well-being"). The Fund does not use a reference benchmark to attain its environmental or social characteristics.

Principal adverse impacts are the most significant negative impacts of investment decisions on sustainability factors relating to environmental, social and employee matters, respect for human rights, anti-corruption and anti-bribery matters.

● **What sustainability indicators are used to measure the attainment of each of the environmental or social characteristics promoted by this financial product?**

- Carbon – Carbon Intensity Scope 1&2
This represents the company's most recently reported or estimated Scope 1 + Scope 2 greenhouse gas emissions normalized by sales, which allows for comparison between companies of different sizes.
- Overall UNGC Compliance Status
- % of portfolio aligned with UN Sustainable Development Goal '3' ("Good Health and Well-being")
- ESG Exclusionary screens – see "What are the binding elements of the investment strategy used to select the investments to attain each of the environmental or social characteristics promoted by this financial product?" below for details on the exclusions.

● **What are the objectives of the sustainable investments that the financial product partially intends to make and how does the sustainable investment contribute to such objectives?**

Not applicable

● **How do the sustainable investments that the financial product partially intends to make, not cause significant harm to any environmental or social sustainable investment objective?**

Not applicable

— — **How have the indicators for adverse impacts on sustainability factors been taken into account?**

Not applicable

— — **How are the sustainable investments aligned with the OECD Guidelines for Multinational Enterprises and the UN Guiding Principles on Business and Human Rights? Details:**

Not applicable

The EU Taxonomy sets out a "do not significant harm" principle by which Taxonomy-aligned investments should not significantly harm EU Taxonomy objectives and is accompanied by specific EU criteria.

The "do no significant harm" principle applies only to those investments underlying the financial product that take into account the EU criteria for environmentally sustainable economic activities. The investments underlying the remaining portion of this financial product do not take into account the EU criteria for environmentally sustainable economic activities.

Any other sustainable investments must also not significantly harm any environmental or social objectives.



Does this financial product consider principal adverse impacts on sustainability factors?

☒ Yes

☐ No

As at the date of this Prospectus, the Investment Manager considers the following principal adverse impacts on sustainability factors ("PAIs"):

<u>Principle Adverse Impact</u>	<u>How is PAI considered?</u>
GHG Emissions	Exclusionary screens
Carbon Footprint	Exclusionary screens
GHG Intensity of Investee Companies	Exclusionary screens
Exposure to companies active in fossil fuel	Exclusionary screens
Activities negatively affecting biodiversity sensitive areas	Exclusionary screens
Violations of UNGC and OECD	Exclusionary screens
Exposure to controversial weapons	Exclusionary screens

Please see the Fund's SFDR website disclosures at <https://www.janushenderson.com/en-lu/investor/eu-sfdr-pan-european-equity-fund/> for further details on the current approach adopted and PAIs considered.

The Fund will make information available on how it has considered the PAIs in its periodic report.

■ What investment strategy does this financial product follow?

The Fund seeks capital growth through investment in the pan European equity markets.

The binding elements of the investment strategy described below are implemented as exclusionary screens which are coded into the compliance module of the Investment Manager's order management system utilising a third-party data provider on an ongoing basis. The exclusionary screens are implemented on both a pre and post trade basis enabling the sub investment advisor to block any proposed transactions in an excluded security and identify any changes to the status of holdings when third-party data is periodically updated.

The investment strategy guides investment decisions based on factors such as investment objectives and risk tolerance.

■ ***What are the binding elements of the investment strategy used to select the investments to attain each of the environmental or social characteristics promoted by this financial product?***

The Investment Manager uses specific screens to help achieve some of the promoted characteristics. For example- to promote climate change mitigation, screens are applied to avoid investment in certain high carbon activities, and it is expected that this will result in the fund having a lower carbon profile. Another example is that to promote support for the UNGC Principles, screens are applied so that the Fund does not invest in issuers that are in breach of the UNGC Principles based on third party data and/or internal research.

The Investment Manager applies screens to exclude direct investment in issuers based on their involvement in certain activities. Specifically, issuers are excluded if they derive more than 5% of their revenue from at least the following activities: shale energy extraction, palm oil, arctic oil and gas drilling or exploration; fur; tobacco; or the adult entertainment sector.

The Fund also applies the Firmwide Exclusions Policy (the "Firmwide Exclusions Policy"), which includes controversial weapons:

This applies to all the investment decisions made by the Management Company or Investment Manager. The Firmwide Exclusions Policy may be updated from time to time.

Presently, investment is not permitted in entities involved in the current manufacture of, or minority shareholding of 20% or greater in a manufacturer of controversial weapons, namely:

- Cluster munitions;
- Anti-Personnel mines;
- Chemical weapons;
- Biological weapons.

Classification of issuers is primarily based on activity identification fields supplied by our third-party ESG data providers. This classification is subject to an investment research override in cases where sufficient evidence exists that the third-party data field is not accurate or appropriate. In any scenario where a portfolio position is identified as not meeting this exclusion criteria for any reason (legacy holding, transition holding, etc.) the Investment Manager shall be granted 90 days to review or challenge the classification of the issuer if appropriate. After this period, in the event an investment research override is not granted divestment is required immediately under normal market trading circumstances.

Issuers are also excluded if they are deemed to have failed to comply with the UNGC Principles (which cover matters including human rights, labour, corruption, and environmental pollution).

The Fund will not invest more than 5% of the Fund's assets in companies which have a 'High' or 'Severe' ESG risk rating.

The Investment Manager will exclude direct investment in the bottom 5% of companies of FTSE World Europe Index when ranked by carbon intensity.

The Investment Manager will commit to having at least 5% of the Fund invested in companies that are aligned with the UN Sustainable Development Goal '3' of 'Good Health and Well-being'.

For the purposes of the AMF doctrine, the extra-financial analysis or rating as described above is higher than:

- 90% for equities issued by large capitalisation companies whose registered office is located in "developed" countries, debt securities and money market instruments with an investment grade credit rating, sovereign debt issued by developed countries.
- 75% for equities issued by large capitalisations whose registered office is located in "emerging" countries, equities issued by small and medium capitalisations, debt securities and money market instruments with a high yield credit rating and sovereign debt issued by "emerging" countries

Good governance practices include sound management structures, employee relations, remuneration of staff and tax compliance.

Asset allocation describes the share of investments in specific assets.



The Investment Manager may only invest in companies that would be excluded by the screens described above if the Investment Manager believes, based on its own research and as approved by its ESG Oversight Committee, that the third-party data used to apply the exclusions is insufficient or inaccurate.

The Investment Manager may consider that the data is insufficient or inaccurate if, for example, the third-party data provider research is historic, vague, based on out of date sources, or the investment manager has other information to make them doubt the accuracy of the research.

If the Investment Manager wishes to challenge the third-party data, then the challenge is presented to a cross-functional ESG Oversight Committee who must sign off on the “override” of the third-party data.

If a third party data provider does not provide research on a specific issuer or excluded activity, the Investment Manager may invest if, through its own research, it is satisfied that the issuer is not involved in the excluded activity.

- ***What is the committed minimum rate to reduce the scope of the investments considered prior to the application of that investment strategy***

There is no committed minimum rate.

- ***What is the policy to assess good governance practices of the investee companies?***

The companies in which investments are made are assessed by the Investment Manager to follow good governance practices.

The good governance practices of investee companies are assessed prior to making an investment and periodically thereafter in accordance with the Sustainability Risk Policy (“Policy”).

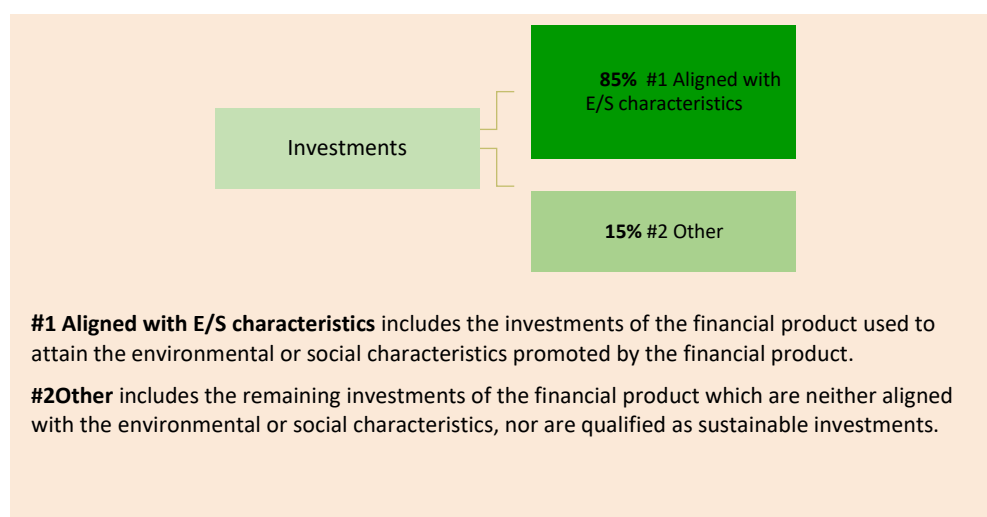
The Policy sets minimum standards against which investee companies will be assessed and monitored by the Investment Manager prior to making an investment and on an ongoing basis. Such standards may include, but are not limited to: sound management structures, employee relations, remuneration of staff and tax compliance.

The Policy can be found incorporated within Janus Henderson’s “ESG Investment Policy” in the “About Us – Environmental, Social and Governance (ESG)” section of the website at www.janushenderson.com.

In addition, the Investment Manager is a signatory to the UN Principles for Responsible Investment (UNPRI). As a signatory, the good governance practices of investee companies are also assessed by having regard to the UNPRI principles prior to making an investment and periodically thereafter.

What is the asset allocation planned for this financial product?

A minimum of 85% of the investments of the financial product are used to meet the environmental or social characteristics promoted by the financial product. Other assets, which are not used to meet the environmental or social characteristics, may include cash or cash equivalents in addition to instruments held for the purposes of efficient portfolio management, e.g., temporary holdings of index derivatives.



- ***How does the use of derivatives attain the environmental or social characteristics promoted by the financial product?***

Not applicable – the fund does not use derivatives to attain its environmental or social characteristics.



To what minimum extent are sustainable investments with an environmental objective aligned with the EU Taxonomy?

Not applicable.

The proportion of investments in the Fund which are aligned with the EU Taxonomy is 0%. Although the EU Taxonomy provides an ambitious framework to determine the environmental sustainability of economic activities, the EU Taxonomy does not comprehensively cover all industries and sectors, or all environmental objectives. The Investment Manager uses its own methodology to determine whether investments selected for the Fund are promoting environmental characteristics in accordance with the SFDR rules.



are sustainable investments with an environmental objective that **do not take into account the criteria** for environmentally sustainable economic activities under the EU Taxonomy.

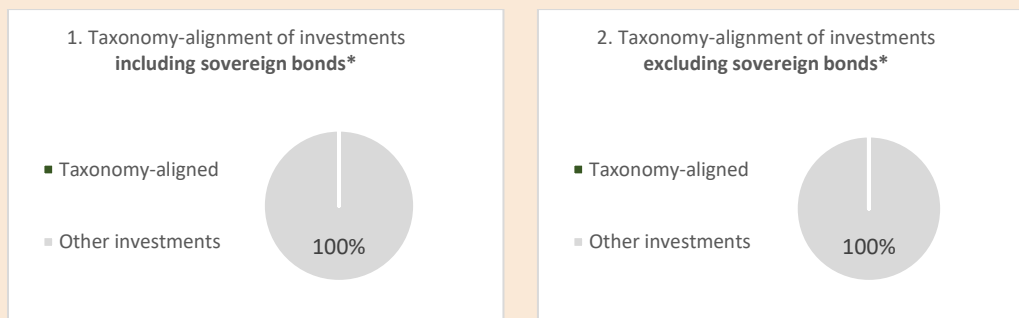
Taxonomy-aligned activities are expressed as a share of:

- **turnover** reflecting the share of revenue from green activities of investee companies
- **capital expenditure** (CapEx) showing the green investments made by investee companies, e.g. for a transition to a green economy.
- **operational expenditure** (OpEx) reflecting green operational activities of investee companies.

Enabling activities directly enable other activities to make a substantial contribution to an environmental objective.

Transitional activities are activities for which low-carbon alternatives are not yet available and among others have greenhouse gas emission levels

The two graphs below show in green the minimum percentage of investments that are aligned with the EU Taxonomy. As there is no appropriate methodology to determine the Taxonomy-alignment of sovereign bonds*, the first graph shows the Taxonomy alignment in relation to all the investments of the financial product including sovereign bonds, while the second graph shows the Taxonomy alignment only in relation to the investments of the financial product other than sovereign bonds.



* For the purpose of these graphs, 'sovereign bonds' consist of all sovereign exposures

What is the minimum share of investments in transitional and enabling activities?

Not applicable.



What is the minimum share of sustainable investments with an environmental objective that are not aligned with the EU Taxonomy?

Not applicable.



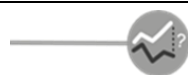
What is the minimum share of socially sustainable investments?

Not applicable.



What investments are included under “#2 Other”, what is their purpose and are there any minimum environmental or social safeguards?

Other assets may include cash or cash equivalents in addition to instruments held for the purposes of efficient portfolio management, e.g., temporary holdings of index derivatives. No minimum environmental or social safeguards are applied to such investments.



Is a specific index designated as a reference benchmark to determine whether this financial product is aligned with the environmental and/or social characteristics that it promotes?

Not applicable.

- **How is the reference benchmark continuously aligned with each of the environmental or social characteristics promoted by the financial product?**

Not applicable.

Reference benchmarks are indexes to measure whether the financial product attains the environmental or social characteristics that they promote.



- ***How is the alignment of the investment strategy with the methodology of the index ensured on a continuous basis?***

Not applicable.

- ***How does the designated index differ from a relevant broad market index?***

Not applicable.

- ***Where can the methodology used for the calculation of the designated index be found?***

Not applicable.

Where can I find more product specific information online?

More product-specific information can be found at <https://www.janushenderson.com/en-lu/investor/eu-sfdr-pan-european-equity-fund/>.

Further information as to how Janus Henderson approach ESG, including Janus Henderson's "ESG Investment Policy", can be found in the "About Us –Environmental, Social and Governance (ESG)" section of the website at www.janushenderson.com.

Sustainable investment means an investment in an economic activity that contributes to an environmental or social objective, provided that the investment does not significantly harm any environmental or social objective and that the investee companies follow good governance practices.

The **EU Taxonomy** is a classification system laid down in Regulation (EU) 2020/852, establishing a list of **environmentally sustainable economic activities**. That Regulation does not lay down a list of socially sustainable economic activities. Sustainable investments with an environmental objective might be aligned with the Taxonomy or not.



Sustainability indicators measure how the environmental or social characteristics promoted by the financial product are attained.

ANNEX II

Template pre-contractual disclosure for the financial products referred to in Article 8, paragraphs 1, 2 and 2a, of Regulation (EU) 2019/2088 and Article 6, first paragraph, of Regulation (EU) 2020/852

Product name: Euro Corporate Bond Fund
Legal entity identifier: 213800RZ5F4VTAKJZO20

Environmental and/or social characteristics

Does this financial product have a sustainable investment objective?	
Yes	No
<div><input checked="" type="radio"/> <input checked="" type="radio"/> <input type="checkbox"/></div> <div><input type="checkbox"/> It will make a minimum of sustainable investments with an environmental objective: ____% <div><input type="checkbox"/> in economic activities that qualify as environmentally sustainable under the EU Taxonomy <input type="checkbox"/> in economic activities that do not qualify as environmentally sustainable under the EU Taxonomy</div></div> <div><input type="checkbox"/> It will make a minimum of sustainable investments with a social objective: ____%</div>	<div><input checked="" type="radio"/> <input type="radio"/> <input checked="" type="checkbox"/></div> <div><input type="checkbox"/> It promotes Environmental/Social (E/S) characteristics and while it does not have as its objective a sustainable investment, it will have a minimum proportion of ____% of sustainable investments <div><input type="checkbox"/> with an environmental objective in economic activities that qualify as environmentally sustainable under the EU Taxonomy <input type="checkbox"/> with an environmental objective in economic activities that do not qualify as environmentally sustainable under the EU Taxonomy <input type="checkbox"/> with a social objective</div></div> <div><input checked="" type="checkbox"/> It promotes E/S characteristics, but will not make any sustainable investments</div>

What environmental and/or social characteristics are promoted by this financial product?

The Fund promotes climate change mitigation and support for the UNGC Principles (which cover matters including human rights, labour, corruption, and environmental pollution). The Fund also seeks to avoid investments in certain activities with the potential to cause harm to human health and wellbeing by applying binding exclusions. The Fund does not use a reference benchmark to attain its environmental or social characteristics.

	<ul style="list-style-type: none"> ● What sustainability indicators are used to measure the attainment of each of the environmental or social characteristics promoted by this financial product? <ul style="list-style-type: none"> • Carbon - Carbon Intensity Scope 1&2 <i>This represents the company's most recently reported or estimated Scope 1 + Scope 2 greenhouse gas emissions normalized by sales, which allows for comparison between companies of different sizes.</i> • Overall UN GC Principles Compliance Status • ESG Exclusionary screens – see “What are the binding elements of the investment strategy used to select the investments to attain each of the environmental or social characteristics promoted by this financial product?” below for details on the exclusions.
	<ul style="list-style-type: none"> ● What are the objectives of the sustainable investments that the financial product partially intends to make and how does the sustainable investment contribute to such objectives? <p>Not applicable</p>
	<ul style="list-style-type: none"> ● How do the sustainable investments that the financial product partially intends to make, not cause significant harm to any environmental or social sustainable investment objective? <p>Not applicable</p>
	<p>— — — How have the indicators for adverse impacts on sustainability factors been taken into account?</p> <p>Not applicable</p>
	<p>— — — How are the sustainable investments aligned with the OECD Guidelines for Multinational Enterprises and the UN Guiding Principles on Business and Human Rights? Details:</p> <p>Not applicable</p>
	<p><i>The EU Taxonomy sets out a “do not significant harm” principle by which Taxonomy-aligned investments should not significantly harm EU Taxonomy objectives and is accompanied by specific EU criteria.</i></p> <p>The “do no significant harm” principle applies only to those investments underlying the financial product that take into account the EU criteria for environmentally sustainable economic activities. The investments underlying the remaining portion of this financial product do not take into account the EU criteria for environmentally sustainable economic activities.</p> <p><i>Any other sustainable investments must also not significantly harm any environmental or social objectives.</i></p>

Principal adverse impacts are the most significant negative impacts of investment decisions on sustainability factors relating to environmental, social and employee matters, respect for human rights, anti-corruption and anti-bribery matters.

The investment strategy guides investment decisions based on factors such as investment objectives and risk tolerance.



Does this financial product consider principal adverse impacts on sustainability factors?

☒ Yes
☐ No

As at the date of this Prospectus, the Investment Manager considers the following principal adverse impacts on sustainability factors ("PAIs"):

<u>Principle Adverse Impact</u>	<u>How is PAI considered?</u>
GHG Emissions	Exclusionary screens
Carbon Footprint	Exclusionary screens
GHG Intensity of Investee Companies	Exclusionary screens
Exposure to companies active in fossil fuel	Exclusionary screens
Violations of UNGC and OECD	Exclusionary screens
Exposure to controversial weapons	Exclusionary screens

Please see the Fund's SFDR website disclosures at: <https://www.janushenderson.com/en-lu/investor/eu-sfdr-european-corporate-bond-fund/> for further details on the current approach adopted and PAIs considered.

The Fund will make information available on how it has considered the PAIs in its periodic report.

What investment strategy does this financial product follow?

This Fund seeks a combination of capital and income return in excess of the iBoxx Euro Corporates Index through exposure to Euro denominated investment grade corporate bonds and other fixed and floating rate securities.

The binding elements of the investment strategy described below are implemented as exclusionary screens which are coded into the compliance module of the Investment Manager's order management system utilising third-party data provider(s) on an ongoing basis. The exclusionary screens are implemented on both a pre and post trade basis enabling the sub investment advisor to block any proposed transactions in an excluded security and identify any changes to the status of holdings when third-party data is periodically updated.

One binding element is not included as an exclusionary screen within the order management system, this is the "aim to have a lower carbon intensity than iBoxx Euro Corporates Index (the "Benchmark").

This commitment is monitored on a monthly basis by comparing the carbon intensity number of the portfolio and its benchmark as calculated by a third-party data provider.

■ ***What are the binding elements of the investment strategy used to select the investments to attain each of the environmental or social characteristics promoted by this financial product?***

The Investment Manager uses specific screens to help achieve some of the promoted characteristics. For example- to promote climate change mitigation, screens are applied to avoid investment in certain high carbon activities, and it is expected that this will result in the fund having a lower carbon profile. Another example is that to promote support for the UNGC Principles, screens are applied so that the Fund does not invest in issuers that are in breach of the UNGC Principles based on third party data and/or internal research.

The Investment Manager applies screens to exclude direct investment in corporate issuers based on their involvement in certain activities. Specifically, issuers are excluded if they derive any revenue from the manufacturing of controversial weapons, or more than 10% of their revenue from oil sands extraction, arctic oil and gas exploration extraction, thermal coal extraction, tobacco, fur or adult entertainment.

Issuers are also excluded if they are deemed to have failed to comply with the UNGC Principles (which cover matters including human rights, labour, corruption, and environmental pollution).

The Fund also applies the Firmwide Exclusions Policy (the "Firmwide Exclusions Policy") which includes controversial weapons:

This applies to all the investment decisions made by the Management Company or Investment Manager. The Firmwide Exclusions Policy may be updated from time to time.

Presently, investment is not permitted in entities involved in the current manufacture of, or minority shareholding of 20% or greater in a manufacturer of controversial weapons, namely:

- Cluster munitions;
- Anti-Personnel mines;
- Chemical weapons;
- Biological weapons.

Classification of issuers is primarily based on activity identification fields supplied by our third-party ESG data providers. This classification is subject to an investment research override in cases where sufficient evidence exists that the third-party data field is not accurate or appropriate. In any scenario where a portfolio position is identified as not meeting this exclusion criteria for any reason (legacy holding, transition holding, etc.) the Investment Manager shall be granted 90 days to review or challenge the classification of the issuer if appropriate. After this period, in the event an investment research override is not granted divestment is required immediately under normal market trading circumstances.

The Fund will aim to have a lower carbon intensity than its reference benchmark on a monthly basis.

For the purposes of the AMF doctrine, the extra-financial analysis or rating as described above is higher than:

- a. 90% for equities issued by large capitalisation companies whose registered office is located in "developed" countries, debt securities and money market instruments with an investment grade credit rating, sovereign debt issued by developed countries;
- b. 75% for equities issued by large capitalisations whose registered office is located in "emerging" countries, equities issued by small and medium capitalisations, debt securities and money market instruments with a high yield credit rating and sovereign debt issued by "emerging" countries.

The Investment Manager may only invest in companies that would be excluded by the screens described above if the Investment Manager believes, based on its own research and as approved by its ESG Oversight Committee, that the third-party data used to apply the exclusions is insufficient or inaccurate.

Good governance practices include sound management structures, employee relations, remuneration of staff and tax compliance.

Asset allocation describes the share of investments in specific assets.



The Investment Manager may consider that the data is insufficient or inaccurate if, for example, the third-party data provider research is historic, vague, based on out of date sources, or the investment manager has other information to make them doubt the accuracy of the research.

If the Investment Manager wishes to challenge the third-party data, then the challenge is presented to a cross-functional ESG Oversight Committee who must sign off on the “override” of the third-party data.

If a third party data provider does not provide research on a specific issuer or excluded activity, the Investment Manager may invest if, through its own research, it is satisfied that the issuer is not involved in the excluded activity.

- ***What is the committed minimum rate to reduce the scope of the investments considered prior to the application of that investment strategy***

There is no committed minimum rate.

- ***What is the policy to assess good governance practices of the investee companies?***

The companies in which investments are made are assessed by the Investment Manager to follow good governance practices.

The good governance practices of investee companies are assessed prior to making an investment and periodically thereafter in accordance with the Sustainability Risk Policy (“Policy”).

The Policy sets minimum standards against which investee companies will be assessed and monitored by the Investment Manager prior to making an investment and on an ongoing basis. Such standards may include, but are not limited to: sound management structures, employee relations, remuneration of staff and tax compliance.

The Policy can be found incorporated within Janus Henderson’s “ESG Investment Policy” in the “About Us Environmental, Social and Governance (ESG)” section of the website at www.janushenderson.com.

In addition, the Investment Manager is a signatory to the UN Principles for Responsible Investment (UNPRI). As a signatory, the good governance practices of investee companies are also assessed by having regard to the UNPRI principles prior to making an investment and periodically thereafter.

What is the asset allocation planned for this financial product?

A minimum of 80% of the investments of the financial product are used to meet the environmental or social characteristics promoted by the financial product.

Other assets, which are not used to meet the environmental or social characteristics, may include cash or cash equivalents, investments in sovereign issuers, securitised assets, derivatives for the purposes of efficient portfolio management, or derivatives for investment purposes other than those used to gain exposure to direct issuers.

The lower carbon intensity than the benchmark characteristic is applied at portfolio level (and not at the level of individual holdings, which may have a higher carbon profile than the portfolio level average or the benchmark).

Investments

80% #1 Aligned with E/S characteristics

20% #2 Other

#1 Aligned with E/S characteristics includes the investments of the financial product used to attain the environmental or social characteristics promoted by the financial product.

#2Other includes the remaining investments of the financial product which are neither aligned with the environmental or social characteristics, nor are qualified as sustainable investments.

● ***How does the use of derivatives attain the environmental or social characteristics promoted by the financial product?***

The Fund uses derivatives to gain exposure to issuers that remain in the investment universe following the application of the exclusionary criteria described in our response to the question,

"What are the binding elements of the investment strategy used to select the investments to attain each of the environmental or social characteristics promoted by this financial product?".



are sustainable investments with an environmental objective that **do not take into account the criteria** for environmentally sustainable economic activities under the EU Taxonomy.



To what minimum extent are sustainable investments with an environmental objective aligned with the EU Taxonomy?

Not applicable.

The proportion of investments in the Fund which are aligned with the EU Taxonomy is 0%. Although the EU Taxonomy provides an ambitious framework to determine the environmental sustainability of economic activities, the EU Taxonomy does not comprehensively cover all industries and sectors, or all environmental objectives. The Investment Manager uses its own methodology to determine whether investments selected for the Fund are promoting environmental characteristics in accordance with the SFDR rules.

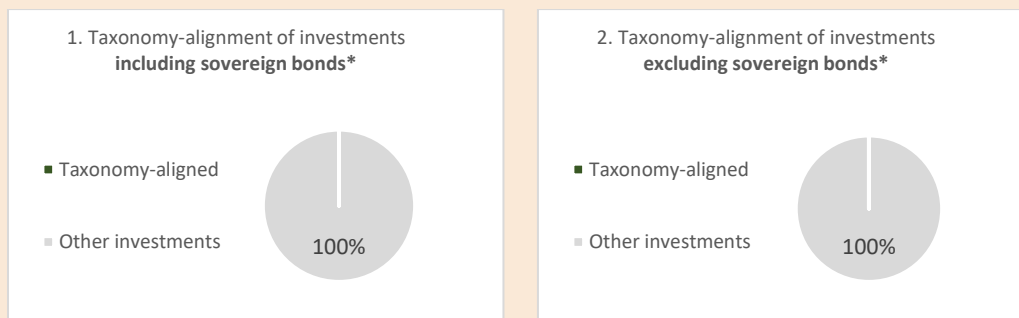
Taxonomy-aligned activities are expressed as a share of:

- **turnover** reflecting the share of revenue from green activities of investee companies
- **capital expenditure** (CapEx) showing the green investments made by investee companies, e.g. for a transition to a green economy.
- **operational expenditure** (OpEx) reflecting green operational activities of investee companies.

Enabling activities directly enable other activities to make a substantial contribution to an environmental objective.

Transitional activities are activities for which low-carbon alternatives are not yet available and among others have greenhouse gas emission levels

The two graphs below show in green the minimum percentage of investments that are aligned with the EU Taxonomy. As there is no appropriate methodology to determine the Taxonomy-alignment of sovereign bonds, the first graph shows the Taxonomy alignment in relation to all the investments of the financial product including sovereign bonds, while the second graph shows the Taxonomy alignment only in relation to the investments of the financial product other than sovereign bonds.*



* For the purpose of these graphs, 'sovereign bonds' consist of all sovereign exposures

What is the minimum share of investments in transitional and enabling activities?

Not applicable.



What is the minimum share of sustainable investments with an environmental objective that are not aligned with the EU Taxonomy?

Not applicable.



What is the minimum share of socially sustainable investments?

Not applicable.



What investments are included under “#2 Other”, what is their purpose and are there any minimum environmental or social safeguards?

Other assets may include cash or cash equivalents, investments in sovereign issuers, securitised assets, derivatives for the purposes of efficient portfolio management, or derivatives for investment purposes other than those used to gain exposure to direct issuers. No minimum environmental or social safeguards are applied to such investments.



Is a specific index designated as a reference benchmark to determine whether this financial product is aligned with the environmental and/or social characteristics that it promotes?

Not applicable.

- **How is the reference benchmark continuously aligned with each of the environmental or social characteristics promoted by the financial product?**

Not applicable.

Reference benchmarks are indexes to measure whether the financial product attains the environmental or social characteristics that they promote.



- ***How is the alignment of the investment strategy with the methodology of the index ensured on a continuous basis?***

Not applicable.

- ***How does the designated index differ from a relevant broad market index?***

Not applicable.

- ***Where can the methodology used for the calculation of the designated index be found?***

Not applicable.

Where can I find more product specific information online?

More product-specific information can be found at <https://www.janushenderson.com/en-lu/investor/eu-sfdr-european-corporate-bond-fund/>

Further information as to how Janus Henderson approach ESG, including Janus Henderson's "ESG Investment Policy", can be found in the "About Us –Environmental, Social and Governance (ESG)" section of the website at www.janushenderson.com.

Template pre-contractual disclosure for the financial products referred to in Article 8, paragraphs 1, 2 and 2a, of Regulation (EU) 2019/2088 and Article 6, first paragraph, of Regulation (EU) 2020/852

Product name: Emerging Markets Debt Hard Currency Fund

Legal entity identifier:TBC

Environmental and/or social characteristics

Sustainable investment means an investment in an economic activity that contributes to an environmental or social objective, provided that the investment does not significantly harm any environmental or social objective and that the investee companies follow good governance practices.

The **EU Taxonomy** is a classification system laid down in Regulation (EU) 2020/852, establishing a list of **environmentally sustainable economic activities**. That Regulation does not lay down a list of socially sustainable economic activities. Sustainable investments with an environmental objective might be aligned with the Taxonomy or not.



Sustainability indicators measure how the environmental or social characteristics promoted by the financial product are attained.

Does this financial product have a sustainable investment objective?	
Yes	No
<input type="checkbox"/> It will make a minimum of sustainable investments with an environmental objective: ____% <ul style="list-style-type: none"> <input type="checkbox"/> in economic activities that qualify as environmentally sustainable under the EU Taxonomy <input type="checkbox"/> in economic activities that do not qualify as environmentally sustainable under the EU Taxonomy 	<input type="checkbox"/> It promotes Environmental/Social (E/S) characteristics and while it does not have as its objective a sustainable investment, it will have a minimum proportion of ____% of sustainable investments <ul style="list-style-type: none"> <input type="checkbox"/> with an environmental objective in economic activities that qualify as environmentally sustainable under the EU Taxonomy <input type="checkbox"/> with an environmental objective in economic activities that do not qualify as environmentally sustainable under the EU Taxonomy <input type="checkbox"/> with a social objective
<input type="checkbox"/> It will make a minimum of sustainable investments with a social objective: ____%	<input checked="" type="checkbox"/> It promotes E/S characteristics, but will not make any sustainable investments

● **What environmental and/or social characteristics are promoted by this financial product?**

The Fund promotes climate change mitigation and support of anti-corruption initiatives for sovereign issuers. The Fund also seeks to avoid investments in certain activities with the potential to cause harm to human health and wellbeing by applying binding exclusions. The Fund does not use a reference benchmark to attain its environmental or social characteristics.

● **What sustainability indicators are used to measure the attainment of each of the environmental or social characteristics promoted by this financial product?**

- Carbon - Carbon Intensity Scope 1&2

This represents the company's most recently reported or estimated Scope 1 + Scope 2 greenhouse gas emissions normalized by sales, which allows for comparison between companies of different sizes.

- Number of issuer countries in the bottom 5% of the Corruption Perception Index

- Ratification of the Paris Agreement on Climate Change ("Paris Agreement") by sovereign issuers

- ESG Exclusionary screens - see "What are the binding elements of the investment strategy used to select the investments to attain each of the environmental or social characteristics promoted by this financial product?" below for details on the exclusions.

- **What are the objectives of the sustainable investments that the financial product partially intends to make and how does the sustainable investment contribute to such objectives?**

Not applicable

- **How do the sustainable investments that the financial product partially intends to make, not cause significant harm to any environmental or social sustainable investment objective?**

Not applicable

— — **How have the indicators for adverse impacts on sustainability factors been taken into account?**

Not applicable

— — **How are the sustainable investments aligned with the OECD Guidelines for Multinational Enterprises and the UN Guiding Principles on Business and Human Rights? Details:**

Not applicable

The EU Taxonomy sets out a "do not significant harm" principle by which Taxonomy-aligned investments should not significantly harm EU Taxonomy objectives and is accompanied by specific EU criteria.

The "do no significant harm" principle applies only to those investments underlying the financial product that take into account the EU criteria for environmentally sustainable economic activities. The investments underlying the remaining portion of this financial product do not take into account the EU criteria for environmentally sustainable economic activities.

Any other sustainable investments must also not significantly harm any environmental or social objectives.

Principal adverse impacts are the most significant negative impacts of investment decisions on sustainability factors relating to environmental, social and employee matters, respect for human rights, anti-corruption and anti-bribery matters.

The investment strategy guides investment decisions based on factors such as investment objectives and risk tolerance.



Does this financial product consider principal adverse impacts on sustainability factors?

☒ Yes

☐ No

As at the date of this Prospectus, the Investment Manager considers the following principal adverse impacts on sustainability factors ("PAIs"):

Principle Adverse Impact	How is PAI considered?
GHG Emissions	Exclusionary screens
Carbon Footprint	Exclusionary screens
GHG Intensity of Investee Companies	Exclusionary screens
Exposure to companies active in fossil fuel	Exclusionary screens
Exposure to controversial weapons	Exclusionary screens

Please see the Fund's SFDR website disclosures at: <https://www.janushenderson.com/en-lu/investor/eu-sfdr-horizon-emerging-markets-debt-hard-currency-fund/> for further details on the current approach adopted and PAIs considered.

The Fund will make information available on how it has considered the PAIs in its periodic report.

What investment strategy does this financial product follow?

This Fund seeks a combination of capital and income return in excess of the JP Morgan EMBI Global Diversified Index through exposure to emerging market government bonds, corporate bonds and other fixed and floating rate securities.

The binding elements of the investment strategy described below are implemented as exclusionary screens which are coded into the compliance module of the Investment Manager's order management system utilising third-party data provider(s) on an ongoing basis.

The exclusionary screens are implemented on both a pre and post trade basis enabling the sub investment advisor to block any proposed transactions in an excluded security and identify any changes to the status of holdings when third-party data is periodically updated.

What are the binding elements of the investment strategy used to select the investments to attain each of the environmental or social characteristics promoted by this financial product?

The Investment Manager uses specific screens to help achieve some of the promoted characteristics. For example- to promote climate change mitigation, screens are applied to avoid investment in certain high carbon activities, and it is expected that this will result in the fund having a lower carbon profile.

The Investment Manager applies screens to exclude direct investment in corporate issuers based on their involvement in certain activities. Specifically, issuers are excluded if they derive more than 10% of their revenue from oil sands extraction, arctic oil and gas exploration and extraction, thermal coal extraction, tobacco or adult entertainment.

The Investment Manager applies screens to avoid direct investment in issuers within the bottom 5% of countries in the Corruption Perception Index. Under normal market conditions, the Investment Manager will also exclude sovereign bond issuers that have not ratified the Paris Agreement. Should the US choose to exit the Paris Agreement during a future political cycle, the Investment Manager will consider whether excluding US Treasuries from the Fund would be excessively detrimental to returns and/or whether it would change the risk-return profile of the Fund.

The Fund also applies the Firmwide Exclusions Policy (the "Firmwide Exclusions Policy"), which includes controversial weapons:

This applies to all the investment decisions made by the Management Company or Investment Manager. The Firmwide Exclusions Policy may be updated from time to time.

Presently, investment is not permitted in entities involved in the current manufacture of, or minority shareholding of 20% or greater in a manufacturer of controversial weapons, namely:

- Cluster munitions;
- Anti-Personnel mines;
- Chemical weapons;
- Biological weapons.

Classification of issuers is primarily based on activity identification fields supplied by our third-party ESG data providers. This classification is subject to an investment research override in cases where sufficient evidence exists that the third-party data field is not accurate or appropriate. In any scenario where a portfolio position is identified as not meeting this exclusion criteria for any reason (legacy holding, transition holding, etc.) the Investment Manager shall be granted 90 days to review or challenge the classification of the issuer if appropriate. After this period, in the event an investment research override is not granted divestment is required immediately under normal market trading circumstances.

For the purposes of the AMF doctrine, the extra-financial analysis or rating as described above is higher than:

- a. 90% for equities issued by large capitalisation companies whose registered office is located in "developed" countries, debt securities and money market instruments with an investment grade credit rating, sovereign debt issued by developed countries;
- b. 75% for equities issued by large capitalisations whose registered office is located in "emerging" countries, equities issued by small and medium capitalisations, debt securities and money market instruments with a high yield credit rating and sovereign debt issued by "emerging" countries.

The Investment Manager may only invest in companies that would be excluded by the screens described above if the Investment Manager believes, based on its own research and as approved by its ESG Oversight Committee, that the third-party data used to apply the exclusions is insufficient or inaccurate.

The Investment Manager may consider that the data is insufficient or inaccurate if, for example, the third-party data provider research is historic, vague, based on out of date sources, or the investment manager has other information to make them doubt the accuracy of the research.

If the Investment Manager wishes to challenge the third-party data then the challenge is presented to a cross-functional ESG Oversight Committee who must sign off on the "override" of the third-party data.

Good governance practices include sound management structures, employee relations, remuneration of staff and tax compliance.

Asset allocation describes the share of investments in specific assets.



If a third party data provider does not provide research on a specific issuer or excluded activity, the Investment Manager may invest if, through its own research, it is satisfied that the issuer is not involved in the excluded activity.

- ***What is the committed minimum rate to reduce the scope of the investments considered prior to the application of that investment strategy***

There is no committed minimum rate.

- ***What is the policy to assess good governance practices of the investee companies?***

The companies in which investments are made are assessed by the Investment Manager to follow good governance practices.

The good governance practices of investee companies are assessed prior to making an investment and periodically thereafter in accordance with the Sustainability Risk Policy ("Policy").

The Policy sets minimum standards against which investee companies will be assessed and monitored by the Investment Manager prior to making an investment and on an ongoing basis. Such standards may include, but are not limited to: sound management structures, employee relations, remuneration of staff and tax compliance.

The Policy can be found incorporated within Janus Henderson's "ESG Investment Policy" in the "About Us – Environmental, Social and Governance (ESG)" section of the website at www.janushenderson.com.

In addition, the Investment Manager is a signatory to the UN Principles for Responsible Investment (UNPRI). As a signatory, the good governance practices of investee companies are also assessed by having regard to the UNPRI principles prior to making an investment and periodically thereafter.

What is the asset allocation planned for this financial product?

A minimum of 80% of the investments of the financial product are used to meet the environmental or social characteristics promoted by the financial product. Other assets, which are not used to meet the environmental or social characteristics, may include cash or cash equivalents, securitised assets, derivatives for the purposes of efficient portfolio management, or derivatives for investment purposes other than those used to gain exposure to direct issuers.



#1 Aligned with E/S characteristics includes the investments of the financial product used to attain the environmental or social characteristics promoted by the financial product.

#2 Other includes the remaining investments of the financial product which are neither aligned with the environmental or social characteristics, nor are qualified as sustainable investments.

● ***How does the use of derivatives attain the environmental or social characteristics promoted by the financial product?***

The Fund uses derivatives to gain exposure to issuers that remain in the investment universe following the application of the exclusionary criteria described in our response to the question,

“What are the binding elements of the investment strategy used to select the investments to attain each of the environmental or social characteristics promoted by this financial product?”



are sustainable investments with an environmental objective that **do not take into account the criteria** for environmentally sustainable economic activities under the EU Taxonomy.



To what minimum extent are sustainable investments with an environmental objective aligned with the EU Taxonomy?

Not applicable.

The proportion of investments in the Fund which are aligned with the EU Taxonomy is 0%. Although the EU Taxonomy provides an ambitious framework to determine the environmental sustainability of economic activities, the EU Taxonomy does not comprehensively cover all industries and sectors, or all environmental objectives. The Investment Manager uses its own methodology to determine whether investments selected for the Fund are promoting environmental characteristics in accordance with the SFDR rules.

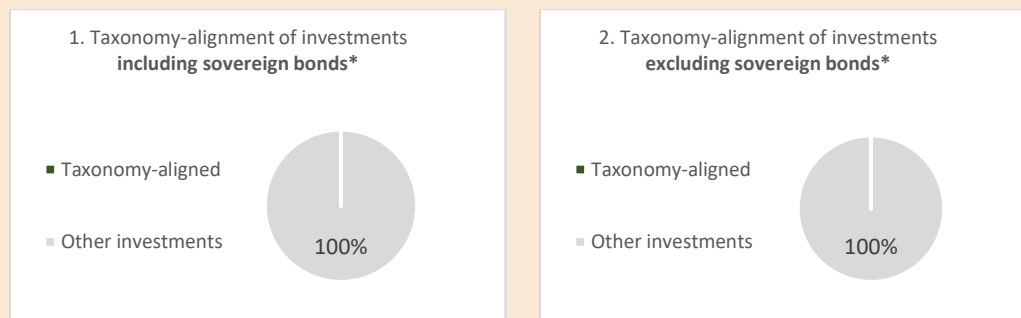
Taxonomy-aligned activities are expressed as a share of:

- **turnover** reflecting the share of revenue from green activities of investee companies
- **capital expenditure** (CapEx) showing the green investments made by investee companies, e.g. for a transition to a green economy.
- **operational expenditure** (OpEx) reflecting green operational activities of investee companies.

Enabling activities directly enable other activities to make a substantial contribution to an environmental objective.

Transitional activities are activities for which low-carbon alternatives are not yet available and among others have greenhouse gas emission levels

The two graphs below show in green the minimum percentage of investments that are aligned with the EU Taxonomy. As there is no appropriate methodology to determine the Taxonomy-alignment of sovereign bonds*, the first graph shows the Taxonomy alignment in relation to all the investments of the financial product including sovereign bonds, while the second graph shows the Taxonomy alignment only in relation to the investments of the financial product other than sovereign bonds.



* For the purpose of these graphs, 'sovereign bonds' consist of all sovereign exposures

What is the minimum share of investments in transitional and enabling activities?

Not applicable.



What is the minimum share of sustainable investments with an environmental objective that are not aligned with the EU Taxonomy?

Not applicable.



What is the minimum share of socially sustainable investments?

Not applicable.



What investments are included under “#2 Other”, what is their purpose and are there any minimum environmental or social safeguards?

Other assets may include cash or cash equivalents, securitised assets, derivatives for the purposes of efficient portfolio management, or derivatives for investment purposes other than those used to gain exposure to direct issuers. No minimum environmental or social safeguards are applied to such investments.



Is a specific index designated as a reference benchmark to determine whether this financial product is aligned with the environmental and/or social characteristics that it promotes?

Not applicable.

- **How is the reference benchmark continuously aligned with each of the environmental or social characteristics promoted by the financial product?**

Not applicable.

Reference benchmarks are indexes to measure whether the financial product attains the environmental or social characteristics that they promote.



- ***How is the alignment of the investment strategy with the methodology of the index ensured on a continuous basis?***

Not applicable.

- ***How does the designated index differ from a relevant broad market index?***

Not applicable.

- ***Where can the methodology used for the calculation of the designated index be found?***

Not applicable.

Where can I find more product specific information online?

More product-specific information can be found at <https://www.janushenderson.com/en-lu/investor/eu-sfdr-horizon-emerging-markets-debt-hard-currency-fund/>

Further information as to how Janus Henderson approach ESG, including Janus Henderson's "ESG Investment Policy", can be found in the "About Us –Environmental, Social and Governance (ESG)" section of the website at www.janushenderson.com.

Sustainable investment means an investment in an economic activity that contributes to an environmental or social objective, provided that the investment does not significantly harm any environmental or social objective and that the investee companies follow good governance practices.

The **EU Taxonomy** is a classification system laid down in Regulation (EU) 2020/852, establishing a list of **environmentally sustainable economic activities**. That Regulation does not lay down a list of socially sustainable economic activities. Sustainable investments with an environmental objective might be aligned with the Taxonomy or not.



Sustainability indicators measure how the environmental or social characteristics promoted by the financial product are attained.

ANNEX II

Template pre-contractual disclosure for the financial products referred to in Article 8, paragraphs 1, 2 and 2a, of Regulation (EU) 2019/2088 and Article 6, first paragraph, of Regulation (EU) 2020/852

Product name: Euro High Yield Bond Fund
Legal entity identifier: 549300QIE6B65XGIOV46

Environmental and/or social characteristics

Does this financial product have a sustainable investment objective?	
Yes	No
<div><input type="checkbox"/> It will make a minimum of sustainable investments with an environmental objective: ____% <div><input type="checkbox"/> in economic activities that qualify as environmentally sustainable under the EU Taxonomy <input type="checkbox"/> in economic activities that do not qualify as environmentally sustainable under the EU Taxonomy</div></div>	<div><input type="checkbox"/> It promotes Environmental/Social (E/S) characteristics and while it does not have as its objective a sustainable investment, it will have a minimum proportion of ____% of sustainable investments <div><input type="checkbox"/> with an environmental objective in economic activities that qualify as environmentally sustainable under the EU Taxonomy <input type="checkbox"/> with an environmental objective in economic activities that do not qualify as environmentally sustainable under the EU Taxonomy <input type="checkbox"/> with a social objective</div></div>
<div><input type="checkbox"/> It will make a minimum of sustainable investments with a social objective: ____%</div>	<div><input checked="" type="checkbox"/> It promotes E/S characteristics, but will not make any sustainable investments</div>

What environmental and/or social characteristics are promoted by this financial product?

The Fund promotes climate change mitigation and support for the UNGC Principles (which cover matters including human rights, labour, corruption, and environmental pollution). The Fund also seeks to avoid investments in certain activities with the potential to cause harm to human health and wellbeing by applying binding exclusions. The Fund does not use a reference benchmark to attain its environmental or social characteristics.

	<ul style="list-style-type: none"> ● What sustainability indicators are used to measure the attainment of each of the environmental or social characteristics promoted by this financial product? ● Carbon - Carbon Intensity Scope 1&2 <i>This represents the company's most recently reported or estimated Scope 1 + Scope 2 greenhouse gas emissions normalized by sales, which allows for comparison between companies of different sizes.</i> ● Overall UN GC Compliance Status ● ESG Exclusionary screens - see "What are the binding elements of the investment strategy used to select the investments to attain each of the environmental or social characteristics promoted by this financial product?" below for details on the exclusions.
	<ul style="list-style-type: none"> ● What are the objectives of the sustainable investments that the financial product partially intends to make and how does the sustainable investment contribute to such objectives? <p>Not applicable</p>
	<ul style="list-style-type: none"> ● How do the sustainable investments that the financial product partially intends to make, not cause significant harm to any environmental or social sustainable investment objective? <p>Not applicable</p>
	<ul style="list-style-type: none"> — How have the indicators for adverse impacts on sustainability factors been taken into account? <p>Not applicable</p>
	<ul style="list-style-type: none"> — How are the sustainable investments aligned with the OECD Guidelines for Multinational Enterprises and the UN Guiding Principles on Business and Human Rights? Details: <p>Not applicable</p>
	<p><i>The EU Taxonomy sets out a "do not significant harm" principle by which Taxonomy-aligned investments should not significantly harm EU Taxonomy objectives and is accompanied by specific EU criteria.</i></p> <p>The "do no significant harm" principle applies only to those investments underlying the financial product that take into account the EU criteria for environmentally sustainable economic activities. The investments underlying the remaining portion of this financial product do not take into account the EU criteria for environmentally sustainable economic activities.</p> <p><i>Any other sustainable investments must also not significantly harm any environmental or social objectives.</i></p>

Principal adverse impacts are the most significant negative impacts of investment decisions on sustainability factors relating to environmental, social and employee matters, respect for human rights, anti-corruption and anti-bribery matters.

The investment strategy guides investment decisions based on factors such as investment objectives and risk tolerance.



Does this financial product consider principal adverse impacts on sustainability factors?

☒ Yes
☐ No

As at the date of this Prospectus, the Investment Manager considers the following principal adverse impacts on sustainability factors ("PAIs"):

Principle Adverse Impact	How is PAI considered?
GHG Emissions	Exclusionary screens
Carbon Footprint	Exclusionary screens
GHG Intensity of Investee Companies	Exclusionary screens
Exposure to companies active in fossil fuel	Exclusionary screens
Violations of UNGC and OECD	Exclusionary screens
Exposure to controversial weapons	Exclusionary screens

Please see the Fund's SFDR website disclosures at <https://www.janushenderson.com/en-lu/investor/eu-sfdr-euro-high-yield-bond-fund/> for further details on the current approach adopted and PAIs considered.

The Fund will make information available on how it has considered the PAIs in its periodic report.

What investment strategy does this financial product follow?

This Fund seeks an overall income with the potential for capital growth through exposure to Euro and Sterling denominated high yield bonds.

The binding elements of the investment strategy described below are implemented as exclusionary screens which are coded into the compliance module of the Investment Managers order management system utilising third-party data provider(s) on an ongoing basis. The exclusionary screens are implemented on both a pre and post trade basis enabling the sub investment advisor to block any proposed transactions in an excluded security and identify any changes to the status of holdings when third-party data is periodically updated.

One binding element is not included as an exclusionary screen within the order management system, this is the "aim to have a lower carbon intensity than ICE BofA European Currency Non-Financial High Yield 2% Constrained (hedged) (the "Benchmark"). This commitment is monitored on a monthly basis by comparing the carbon intensity number of the portfolio and its benchmark as calculated by a third-party data provider.

■ ***What are the binding elements of the investment strategy used to select the investments to attain each of the environmental or social characteristics promoted by this financial product?***

The Investment Manager uses specific screens to help achieve some of the promoted characteristics. For example- to promote climate change mitigation, screens are applied to avoid investment in certain high carbon activities, and it is expected that this will result in the fund having a lower carbon profile. Another example is that to promote support for the UNGC Principles, screens are applied so that the Fund does not invest in issuers that are in breach of the UNGC Principles based on third party data and/or internal research.

The Investment Manager applies screens to exclude direct investment in corporate issuers based on their involvement in certain activities.

Specifically, issuers are excluded if they derive any revenue from the manufacturing of controversial weapons, or more than 10% of their revenue from oil sands extraction, arctic oil and gas exploration extraction, thermal coal extraction, tobacco, fur or adult entertainment.

Issuers are also excluded if they are deemed to have failed to comply with the UNGC Principles (which cover matters including human rights, labour, corruption, and environmental pollution).

The Fund also applies the Firmwide Exclusions Policy(the "Firmwide Exclusions Policy"), which includes controversial weapons:

This applies to all the investment decisions made by the Management Company or Investment Manager. The Firmwide Exclusions Policy may be updated from time to time.

Presently, investment is not permitted in entities involved in the current manufacture of, or minority shareholding of 20% or greater in a manufacturer of controversial weapons, namely:

- Cluster munitions;
- Anti-Personnel mines;
- Chemical weapons;
- Biological weapons.

Classification of issuers is primarily based on activity identification fields supplied by our third-party ESG data providers. This classification is subject to an investment research override in cases where sufficient evidence exists that the third-party data field is not accurate or appropriate. In any scenario where a portfolio position is identified as not meeting this exclusion criteria for any reason (legacy holding, transition holding, etc.) the Investment Manager shall be granted 90 days to review or challenge the classification of the issuer if appropriate. After this period, in the event an investment research override is not granted divestment is required immediately under normal market trading circumstances.

The Fund will aim to have a lower carbon intensity than its reference benchmark on a monthly basis.

For the purposes of the AMF doctrine, the extra-financial analysis or rating as described above is higher than:

- a. 90% for equities issued by large capitalisation companies whose registered office is located in "developed" countries, debt securities and money market instruments with an investment grade credit rating, sovereign debt issued by developed countries;
- b. 75% for equities issued by large capitalisations whose registered office is located in "emerging" countries, equities issued by small and medium capitalisations, debt securities and money market instruments with a high yield credit rating and sovereign debt issued by "emerging" countries.

The Investment Manager may only invest in companies that would be excluded by the screens described above if the Investment Manager believes, based on its own research and as approved by its ESG Oversight Committee, that the third-party data used to apply the exclusions is insufficient or inaccurate.

Good governance practices include sound management structures, employee relations, remuneration of staff and tax compliance.

Asset allocation describes the share of investments in specific assets.



The Investment Manager may consider that the data is insufficient or inaccurate if, for example, the third-party data provider research is historic, vague, based on out of date sources, or the investment manager has other information to make them doubt the accuracy of the research.

If the Investment Manager wishes to challenge the third-party data, then the challenge is presented to a cross-functional ESG Oversight Committee who must sign off on the “override” of the third-party data.

If a third party data provider does not provide research on a specific issuer or excluded activity, the Investment Manager may invest if, through its own research, it is satisfied that the issuer is not involved in the excluded activity.

- ***What is the committed minimum rate to reduce the scope of the investments considered prior to the application of that investment strategy***

There is no committed minimum rate.

- ***What is the policy to assess good governance practices of the investee companies?***

The companies in which investments are made are assessed by the Investment Manager to follow good governance practices.

The good governance practices of investee companies are assessed prior to making an investment and periodically thereafter in accordance with the Sustainability Risk Policy (“Policy”).

The Policy sets minimum standards against which investee companies will be assessed and monitored by the Investment Manager prior to making an investment and on an ongoing basis. Such standards may include, but are not limited to: sound management structures, employee relations, remuneration of staff and tax compliance.

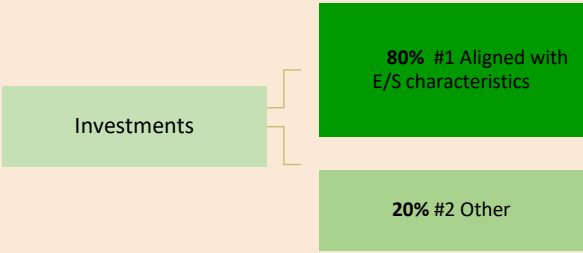

The Policy can be found incorporated within Janus Henderson’s “ESG Investment Policy” in the “About Us - Environmental, Social and Governance (ESG)” section of the website at www.janushenderson.com.

In addition, the Investment Manager is a signatory to the UN Principles for Responsible Investment (UNPRI). As a signatory, the good governance practices of investee companies are also assessed by having regard to the UNPRI principles prior to making an investment and periodically thereafter.

What is the asset allocation planned for this financial product?

A minimum of 80% of the investments of the financial product are used to meet the environmental or social characteristics promoted by the financial product. Other assets, which are not used to meet the environmental or social characteristics, may include cash or cash equivalents, investments in sovereign issuers, securitised assets, derivatives for the purposes of efficient portfolio management, or derivatives for investment purposes other than those used to gain exposure to direct issuers.

The lower carbon intensity than the benchmark characteristic is applied at portfolio level (and not at the level of individual holdings, which may have a higher carbon profile than the portfolio level average or the benchmark).

	<div data-bbox="403 208 1399 723">  <p>#1 Aligned with E/S characteristics includes the investments of the financial product used to attain the environmental or social characteristics promoted by the financial product.</p> <p>#2 Other includes the remaining investments of the financial product which are neither aligned with the environmental or social characteristics, nor are qualified as sustainable investments.</p> </div> <div data-bbox="344 741 1559 952"> <ul style="list-style-type: none"> <p>How does the use of derivatives attain the environmental or social characteristics promoted by the financial product?</p> <p>The Fund uses derivatives to gain exposure to issuers that remain in the investment universe following the application of the exclusionary criteria described in our response to the question,</p> <p><i>“What are the binding elements of the investment strategy used to select the investments to attain each of the environmental or social characteristics promoted by this financial product?”.</i></p> </div> <div data-bbox="376 978 1559 1344"> <div>  <p>To what minimum extent are sustainable investments with an environmental objective aligned with the EU Taxonomy?</p> </div> <p>Not applicable.</p> <p>The proportion of investments in the Fund which are aligned with the EU Taxonomy is 0%. Although the EU Taxonomy provides an ambitious framework to determine the environmental sustainability of economic activities, the EU Taxonomy does not comprehensively cover all industries and sectors, or all environmental objectives. The Investment Manager uses its own methodology to determine whether investments selected for the Fund are promoting environmental characteristics in accordance with the SFDR rules.</p> </div>
--	---

 are sustainable investments with an environmental objective that **do not take into account the criteria** for environmentally sustainable economic activities under the EU Taxonomy.

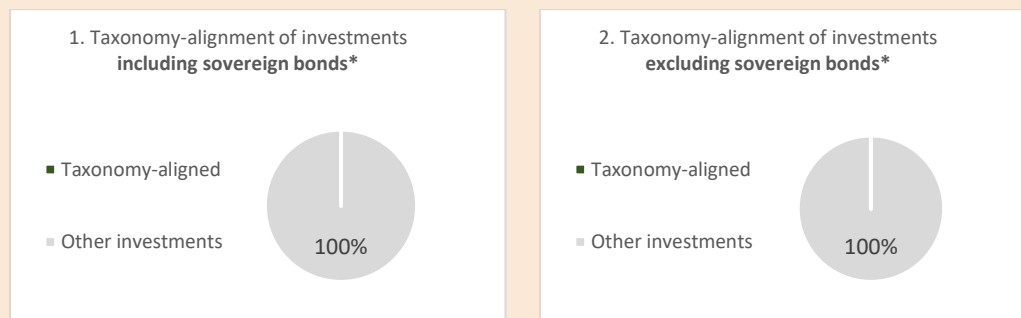
Taxonomy-aligned activities are expressed as a share of:

- **turnover** reflecting the share of revenue from green activities of investee companies
- **capital expenditure** (CapEx) showing the green investments made by investee companies, e.g. for a transition to a green economy.
- **operational expenditure** (OpEx) reflecting green operational activities of investee companies.

Enabling activities directly enable other activities to make a substantial contribution to an environmental objective.

Transitional activities are activities for which low-carbon alternatives are not yet available and among others have greenhouse gas emission levels

The two graphs below show in green the minimum percentage of investments that are aligned with the EU Taxonomy. As there is no appropriate methodology to determine the Taxonomy-alignment of sovereign bonds*, the first graph shows the Taxonomy alignment in relation to all the investments of the financial product including sovereign bonds, while the second graph shows the Taxonomy alignment only in relation to the investments of the financial product other than sovereign bonds.



* For the purpose of these graphs, 'sovereign bonds' consist of all sovereign exposures

What is the minimum share of investments in transitional and enabling activities?

Not applicable.



What is the minimum share of sustainable investments with an environmental objective that are not aligned with the EU Taxonomy?

Not applicable.



What is the minimum share of socially sustainable investments?

Not applicable.



What investments are included under “#2 Other”, what is their purpose and are there any minimum environmental or social safeguards?

Other assets may include cash or cash equivalents, investments in sovereign issuers, securitised assets, derivatives for the purposes of efficient portfolio management, or derivatives for investment purposes other than those used to gain exposure to direct issuers. No minimum environmental or social safeguards are applied to such investments.



Is a specific index designated as a reference benchmark to determine whether this financial product is aligned with the environmental and/or social characteristics that it promotes?

Not applicable.

Reference benchmarks are indexes to measure whether the financial product attains the environmental or social characteristics that they promote.



- ***How is the reference benchmark continuously aligned with each of the environmental or social characteristics promoted by the financial product?***

Not applicable.

- ***How is the alignment of the investment strategy with the methodology of the index ensured on a continuous basis?***

Not applicable.

- ***How does the designated index differ from a relevant broad market index?***

Not applicable.

- ***Where can the methodology used for the calculation of the designated index be found?***

Not applicable.

Where can I find more product specific information online?

More product-specific information can be found at <https://www.janushenderson.com/en-lu/investor/eu-sfdr-euro-high-yield-bond-fund/>.

Further information as to how Janus Henderson approach ESG, including Janus Henderson's "ESG Investment Policy", can be found in the "About Us –Environmental, Social and Governance (ESG)" section of the website at www.janushenderson.com.

Template pre-contractual disclosure for the financial products referred to in Article 8, paragraphs 1, 2 and 2a, of Regulation (EU) 2019/2088 and Article 6, first paragraph, of Regulation (EU) 2020/852

Product name: Global High Yield Bond Fund

Legal entity identifier: 213800OCIM8UZ4NZY793

Environmental and/or social characteristics

Does this financial product have a sustainable investment objective?



Yes



No



It will make a minimum of **sustainable investments with an environmental objective:** ____%



in economic activities that qualify as environmentally sustainable under the EU Taxonomy



in economic activities that do not qualify as environmentally sustainable under the EU Taxonomy



It will make a minimum of **sustainable investments with a social objective:** ____%



It **promotes Environmental/Social (E/S) characteristics** and while it does not have as its objective a sustainable investment, it will have a minimum proportion of ____% of sustainable investments



with an environmental objective in economic activities that qualify as environmentally sustainable under the EU Taxonomy



with an environmental objective in economic activities that do not qualify as environmentally sustainable under the EU Taxonomy



with a social objective



It promotes E/S characteristics, but **will not make any sustainable investments**

- **What environmental and/or social characteristics are promoted by this financial product?**

The Fund promotes climate change mitigation and support for the UNGC Principles (which cover matters including human rights, labour, corruption, and environmental pollution). The Fund also seeks to avoid investments in certain activities with the potential to cause harm to human health and wellbeing by applying binding exclusions. The Fund does not use a reference benchmark to attain its environmental or social characteristics.

- **What sustainability indicators are used to measure the attainment of each of the environmental or social characteristics promoted by this financial product?**

Sustainable investment means an investment in an economic activity that contributes to an environmental or social objective, provided that the investment does not significantly harm any environmental or social objective and that the investee companies follow good governance practices.

The **EU Taxonomy** is a classification system laid down in Regulation (EU) 2020/852, establishing a list of **environmentally sustainable economic activities**. That Regulation does not lay down a list of socially sustainable economic activities. Sustainable investments with an environmental objective might be aligned with the Taxonomy or not.



Sustainability indicators measure how the environmental or social characteristics promoted by the financial product are attained.

	<ul style="list-style-type: none"> ○ Carbon - Carbon Intensity Scope 1&2 <i>This represents the company's most recently reported or estimated Scope 1 + Scope 2 greenhouse gas emissions normalized by sales, which allows for comparison between companies of different sizes.</i> ○ Overall UN GC Compliance Status ○ ESG Exclusionary screens – see “What are the binding elements of the investment strategy used to select the investments to attain each of the environmental or social characteristics promoted by this financial product?” below for details on the exclusions.
	<p>● What are the objectives of the sustainable investments that the financial product partially intends to make and how does the sustainable investment contribute to such objectives?</p> <p>Not applicable</p>
	<p>● How do the sustainable investments that the financial product partially intends to make, not cause significant harm to any environmental or social sustainable investment objective?</p> <p>Not applicable</p>
	<p>— How have the indicators for adverse impacts on sustainability factors been taken into account?</p> <p>Not applicable</p>
	<p>— How are the sustainable investments aligned with the OECD Guidelines for Multinational Enterprises and the UN Guiding Principles on Business and Human Rights? Details:</p> <p>Not applicable</p>
	<p><i>The EU Taxonomy sets out a “do not significant harm” principle by which Taxonomy-aligned investments should not significantly harm EU Taxonomy objectives and is accompanied by specific EU criteria.</i></p> <p>The “do no significant harm” principle applies only to those investments underlying the financial product that take into account the EU criteria for environmentally sustainable economic activities. The investments underlying the remaining portion of this financial product do not take into account the EU criteria for environmentally sustainable economic activities.</p> <p><i>Any other sustainable investments must also not significantly harm any environmental or social objectives.</i></p>

Principal adverse impacts are the most significant negative impacts of investment decisions on sustainability factors relating to environmental, social and employee matters, respect for human rights, anti-corruption and anti-bribery matters.

The investment strategy guides investment decisions based on factors such as investment objectives and risk tolerance.



Does this financial product consider principal adverse impacts on sustainability factors?

- ☒ Yes
- ☐ No

As at the date of this Prospectus, the Investment Manager considers the following principal adverse impacts on sustainability factors ("PAIs"):

<u>Principle Adverse Impact</u>	<u>How is PAI considered?</u>
GHG Emissions	Exclusionary screens
Carbon Footprint	Exclusionary screens
GHG Intensity of Investee Companies	Exclusionary screens
Exposure to companies active in fossil fuel	Exclusionary screens
Violations of UNGC and OECD	Exclusionary screens
Exposure to controversial weapons	Exclusionary screens

Please see the Fund's SFDR website disclosures at <https://www.janushenderson.com/en-lu/investor/eu-sfdr-global-high-yield-bond-fund/> for further details on the current approach adopted and PAIs considered.

The Fund will make information available on how it has considered the PAIs in its periodic report.

What investment strategy does this financial product follow?

This Fund seeks an overall income with the potential for capital growth through exposure to global high yield bonds.

The binding elements of the investment strategy described below are implemented as exclusionary screens which are coded into the compliance module of the Investment Manager's order management system utilising third-party data provider(s) on an ongoing basis. The exclusionary screens are implemented on both a pre and post trade basis enabling the sub investment advisor to block any proposed transactions in an excluded security and identify any changes to the status of holdings when third-party data is periodically updated.

What are the binding elements of the investment strategy used to select the investments to attain each of the environmental or social characteristics promoted by this financial product?

The Investment Manager uses specific screens to help achieve some of the promoted characteristics. For example- to promote climate change mitigation, screens are applied to avoid investment in certain high carbon activities, and it is expected that this will result in the fund having a lower carbon profile. Another example is that to promote support for

the UNGC Principles, screens are applied so that the Fund does not invest in issuers that are in breach of the UNGC Principles based on third party data and/or internal research.

The Investment Manager applies screens to exclude direct investment in corporate issuers based on their involvement in certain activities. Specifically, issuers are excluded if they derive more than 10% of their revenue from oil sands extraction, arctic oil and gas, thermal coal extraction, tobacco, or adult entertainment. Issuers are also excluded if they are deemed to have failed to comply with the UNGC Principles (which cover matters including human rights, labour, corruption, and environmental pollution).

The Fund also applies the Firmwide Exclusions Policy (the "Firmwide Exclusions Policy", which includes controversial weapons:

This applies to all the investment decisions made by the Management Company or Investment Manager. The Firmwide Exclusions Policy may be updated from time to time.

Presently, investment is not permitted in entities involved in the current manufacture of, or minority shareholding of 20% or greater in a manufacturer of controversial weapons, namely:

- Cluster munitions;
- Anti-Personnel mines;
- Chemical weapons;
- Biological weapons.

Classification of issuers is primarily based on activity identification fields supplied by our third-party ESG data providers. This classification is subject to an investment research override in cases where sufficient evidence exists that the third-party data field is not accurate or appropriate. In any scenario where a portfolio position is identified as not meeting this exclusion criteria for any reason (legacy holding, transition holding, etc.) the Investment Manager shall be granted 90 days to review or challenge the classification of the issuer if appropriate. After this period, in the event an investment research override is not granted divestment is required immediately under normal market trading circumstances.

For the purposes of the AMF doctrine, the extra-financial analysis or rating as described above is higher than:

- a. 90% for equities issued by large capitalisation companies whose registered office is located in "developed" countries, debt securities and money market instruments with an investment grade credit rating, sovereign debt issued by developed countries;
- b. 75% for equities issued by large capitalisations whose registered office is located in "emerging" countries, equities issued by small and medium capitalisations, debt securities and money market instruments with a high yield credit rating and sovereign debt issued by "emerging" countries.

The Investment Manager may only invest in companies that would be excluded by the screens described above if the Investment Manager believes, based on its own research and as approved by its ESG Oversight Committee, that the third-party data used to apply the exclusions is insufficient or inaccurate.

The Investment Manager may consider that the data is insufficient or inaccurate if, for example, the third-party data provider research is historic, vague, based on out of date sources, or the investment manager has other information to make them doubt the accuracy of the research.

If the Investment Manager wishes to challenge the third-party data, then the challenge is presented to a cross-functional ESG Oversight Committee who must sign off on the "override" of the third-party data.

If a third party data provider does not provide research on a specific issuer or excluded activity, the Investment Manager may invest if, through its own research, it is satisfied that the issuer is not involved in the excluded activity.

Good governance practices include sound management structures, employee relations, remuneration of staff and tax compliance.

Asset allocation describes the share of investments in specific assets.



- **What is the committed minimum rate to reduce the scope of the investments considered prior to the application of that investment strategy**

There is no committed minimum rate.

- **What is the policy to assess good governance practices of the investee companies?**

The companies in which investments are made are assessed by the Investment Manager to follow good governance practices.

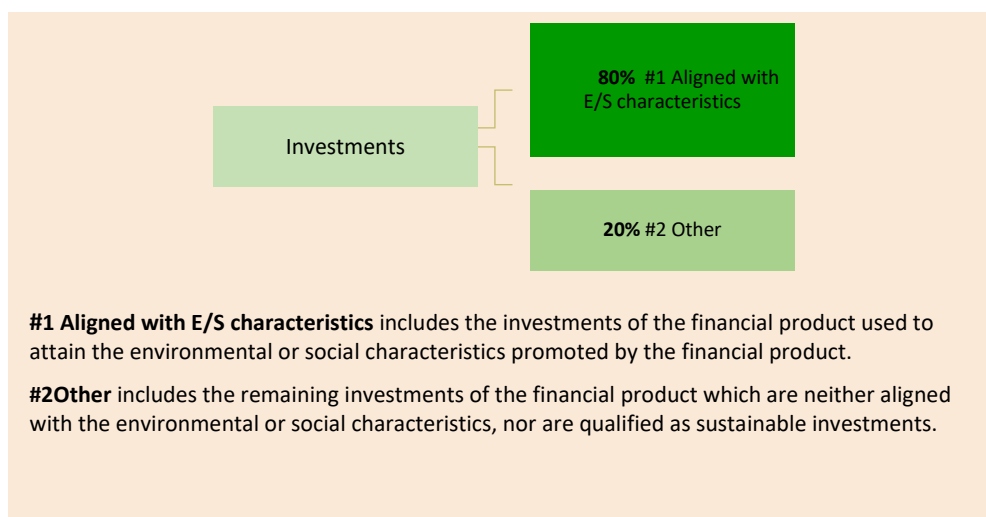
The good governance practices of investee companies are assessed prior to making an investment and periodically thereafter in accordance with the Sustainability Risk Policy ("Policy").

The Policy sets minimum standards against which investee companies will be assessed and monitored by the Investment Manager prior to making an investment and on an ongoing basis. Such standards may include, but are not limited to: sound management structures, employee relations, remuneration of staff and tax compliance.

The Policy can be found incorporated within Janus Henderson's "ESG Investment Policy" in the "About Us – Environmental, Social and Governance (ESG)" section of the website at www.janushenderson.com.

In addition, the Investment Manager is a signatory to the UN Principles for Responsible Investment (UNPRI). As a signatory, the good governance practices of investee companies are also assessed by having regard to the UNPRI principles prior to making an investment and periodically thereafter.

What is the asset allocation planned for this financial product?



A minimum of 80% of the investments of the financial product are used to meet the environmental or social characteristics promoted by the financial product. Other assets, which are not used to meet the environmental or social characteristics, may include cash or cash equivalents, securitised assets, derivatives for the purposes of efficient portfolio management, or derivatives for investment purposes other than those used to gain exposure to direct issuers.

- **How does the use of derivatives attain the environmental or social characteristics promoted by the financial product?**

The Fund uses derivatives to gain exposure to issuers that remain in the investment universe following the application of the exclusionary criteria described in our response to the question,

"What are the binding elements of the investment strategy used to select the investments to attain each of the environmental or social characteristics promoted by this financial product?"



are sustainable investments with an environmental objective that **do not take into account the criteria** for environmentally sustainable economic activities under the EU Taxonomy.

Taxonomy-aligned activities are expressed as a share of:

- **turnover** reflecting the share of revenue from green activities of investee companies
- **capital expenditure** (CapEx) showing the green investments made by investee companies, e.g. for a transition to a green economy.
- **operational expenditure** (OpEx) reflecting green operational activities of investee companies.

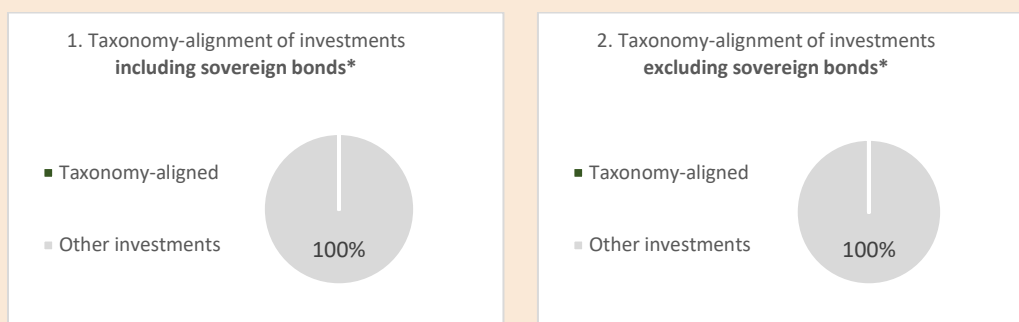


To what minimum extent are sustainable investments with an environmental objective aligned with the EU Taxonomy?

Not applicable.

The proportion of investments in the Fund which are aligned with the EU Taxonomy is 0%. Although the EU Taxonomy provides an ambitious framework to determine the environmental sustainability of economic activities, the EU Taxonomy does not comprehensively cover all industries and sectors, or all environmental objectives. The Investment Manager uses its own methodology to determine whether investments selected for the Fund are promoting environmental characteristics in accordance with the SFDR rules.

The two graphs below show in green the minimum percentage of investments that are aligned with the EU Taxonomy. As there is no appropriate methodology to determine the Taxonomy-alignment of sovereign bonds, the first graph shows the Taxonomy alignment in relation to all the investments of the financial product including sovereign bonds, while the second graph shows the Taxonomy alignment only in relation to the investments of the financial product other than sovereign bonds.*



* For the purpose of these graphs, 'sovereign bonds' consist of all sovereign exposures

What is the minimum share of investments in transitional and enabling activities?

Not applicable.



What is the minimum share of sustainable investments with an environmental objective that are not aligned with the EU Taxonomy?

Not applicable.



What is the minimum share of socially sustainable investments?

Not applicable.

Enabling activities directly enable other activities to make a substantial contribution to an environmental objective.

Transitional activities are activities for which low-carbon alternatives are not yet available and among others have greenhouse gas emission levels

Reference benchmarks are indexes to measure whether the financial product attains the environmental or social characteristics that they promote.



What investments are included under “#2 Other”, what is their purpose and are there any minimum environmental or social safeguards?

Other assets may include cash or cash equivalents, investments in sovereign issuers, in addition to securitised assets, instruments held derivatives for the purposes of efficient portfolio management, or derivatives for investment purposes other than those used to gain exposure to direct issuers e.g., temporary holdings of index derivatives. No minimum environmental or social safeguards are applied to such investments.



Is a specific index designated as a reference benchmark to determine whether this financial product is aligned with the environmental and/or social characteristics that it promotes?

Not applicable.

- **How is the reference benchmark continuously aligned with each of the environmental or social characteristics promoted by the financial product?**

Not applicable.

- **How is the alignment of the investment strategy with the methodology of the index ensured on a continuous basis?**

Not applicable.

- **How does the designated index differ from a relevant broad market index?**

Not applicable.

- **Where can the methodology used for the calculation of the designated index be found?**

Not applicable.

Where can I find more product specific information online?

More product-specific information can be found at <https://www.janushenderson.com/en-lu/investor/eu-sfdr-global-high-yield-bond-fund/>.

Further information as to how Janus Henderson approach ESG, including Janus Henderson’s “ESG Investment Policy”, can be found in the “About Us –Environmental, Social and Governance (ESG)” section of the website at www.janushenderson.com



Template pre-contractual disclosure for the financial products referred to in Article 8, paragraphs 1, 2 and 2a, of Regulation (EU) 2019/2088 and Article 6, first paragraph, of Regulation (EU) 2020/852

Product name: Strategic Bond Fund

Legal entity identifier:213800MABR4GJROFPI91

Environmental and/or social characteristics

Does this financial product have a sustainable investment objective?



Yes



No



It will make a minimum of **sustainable investments with an environmental objective:** ____%



in economic activities that qualify as environmentally sustainable under the EU Taxonomy



in economic activities that do not qualify as environmentally sustainable under the EU Taxonomy



It will make a minimum of **sustainable investments with a social objective:** ____%



It **promotes Environmental/Social (E/S) characteristics** and while it does not have as its objective a sustainable investment, it will have a minimum proportion of ____% of sustainable investments



with an environmental objective in economic activities that qualify as environmentally sustainable under the EU Taxonomy



with an environmental objective in economic activities that do not qualify as environmentally sustainable under the EU Taxonomy



with a social objective



It promotes E/S characteristics, but **will not make any sustainable investments**

● **What environmental and/or social characteristics are promoted by this financial product?**

The Fund promotes climate change mitigation and support for the UNGC principles (which cover matters including human rights, labour, corruption, and environmental pollution, avoid investments in sovereign issuers that have not ratified the Paris Agreement, and avoids investments in certain activities with the potential to cause harm to human health and wellbeing. The Fund does not use a reference benchmark to attain its environmental or social characteristics.

● **What sustainability indicators are used to measure the attainment of each of the environmental or social characteristics promoted by this financial product?**

Sustainable investment means an investment in an economic activity that contributes to an environmental or social objective, provided that the investment does not significantly harm any environmental or social objective and that the investee companies follow good governance practices.

The **EU Taxonomy** is a classification system laid down in Regulation (EU) 2020/852, establishing a list of **environmentally sustainable economic activities**. That Regulation does not lay down a list of socially sustainable economic activities. Sustainable investments with an environmental objective might be aligned with the Taxonomy or not.



Sustainability indicators measure how the environmental or social characteristics promoted by the financial product are attained.

- Ratification of the Paris Agreement on Climate Change (“Paris Agreement”) by sovereign issuers.
- Carbon Intensity Scope 1&2
This represents the company's most recently reported or estimated Scope 1 + Scope 2 greenhouse gas emissions normalized by sales, which allows for comparison between companies of different sizes.
- Overall UNGC Compliance Status
- ESG exclusionary screens - see “What are the binding elements of the investment strategy used to select the investments to attain each of the environmental or social characteristics promoted by this financial product?” below for details on the exclusions.
- Overall Freedom House Index status

- **What are the objectives of the sustainable investments that the financial product partially intends to make and how does the sustainable investment contribute to such objectives?**

Not applicable

- **How do the sustainable investments that the financial product partially intends to make, not cause significant harm to any environmental or social sustainable investment objective?**

Not applicable

- — — **How have the indicators for adverse impacts on sustainability factors been taken into account?**

Not applicable

- — — **How are the sustainable investments aligned with the OECD Guidelines for Multinational Enterprises and the UN Guiding Principles on Business and Human Rights? Details:**

Not applicable

Principal adverse impacts are the most significant negative impacts of investment decisions on sustainability factors relating to environmental, social and employee matters, respect for human rights, anti-corruption and anti-bribery matters.

The EU Taxonomy sets out a “do not significant harm” principle by which Taxonomy-aligned investments should not significantly harm EU Taxonomy objectives and is accompanied by specific EU criteria.

The “do no significant harm” principle applies only to those investments underlying the financial product that take into account the EU criteria for environmentally sustainable economic activities. The investments underlying the remaining portion of this financial product do not take into account the EU criteria for environmentally sustainable economic activities.

Any other sustainable investments must also not significantly harm any environmental or social objectives.



Does this financial product consider principal adverse impacts on sustainability factors?

☒ Yes
☐ No

As at the date of this Prospectus, the Investment Manager considers some of the principal adverse impacts on sustainability factors (“PAIs”):

<u>Principle Adverse Impact</u>	<u>How is PAI considered?</u>
GHG Emissions	Exclusionary screens
Carbon Footprint	Exclusionary screens
GHG Intensity of Investee Companies	Exclusionary screens
Exposure to companies active in fossil fuel	Exclusionary screens
Violations of UNGC and OECD	Exclusionary screens
Exposure to controversial weapons	Exclusionary screens

Please see the Fund’s SFDR website disclosures at <https://www.janushenderson.com/en-lu/investor/eu-sfdr-strategic-bond-fund/> for further details on the current approach adopted and PAIs considered.

The investment strategy guides investment decisions based on factors such as investment objectives and risk tolerance.



The Fund will make information available on how it has considered the PAIs in its periodic report.

■ What investment strategy does this financial product follow?

This Fund seeks a combination of capital and income returns through exposure to a broad range of global fixed income asset classes.

The exclusionary screens are implemented on both a pre and post trade basis enabling the sub investment advisor to block any proposed transactions in an excluded security and identify any changes to the status of holdings when third-party data is periodically updated.

The binding elements of the investment strategy described below are implemented as exclusionary screens within the Investment Manager's order management system utilising third-party data provider(s) on an ongoing basis. One binding element is not included as an exclusionary screen within the order management system, this is "the corporate bond portion of the Fund will aim to have a lower carbon intensity than its relevant reference universe on a monthly basis". This commitment is monitored on a monthly basis by comparing the carbon intensity number of the portfolio and its relevant reference universe as calculated by a third-party data provider.

■ *What are the binding elements of the investment strategy used to select the investments to attain each of the environmental or social characteristics promoted by this financial product?*

The Investment Manager uses specific screens to help achieve some of the promoted characteristics. For example- to promote climate change mitigation, screens are applied to avoid investment in certain high carbon activities, and it is expected that this will result in the fund having a lower carbon profile. Another example is that to promote support for the UNGC Principles, screens are applied so that the Fund does not invest in issuers that are in breach of the UNGC Principles based on third party data and/or internal research.

The Investment Manager applies screens to exclude direct investment in corporate issuers based on their involvement in certain activities. Specifically, issuers are excluded if they derive more than 10% of their revenue from oil and gas generation and production, oil sands extraction, shale energy extraction, thermal coal extraction and power generation, Arctic oil and gas extraction, tobacco, fur, adult entertainment, gambling or controversial weapons. Issuers are also excluded if they are deemed to have failed to comply with the UNGC Principles (which cover matters including human rights, labour, corruption, and environmental pollution).

The Fund also applies the Firmwide Exclusions Policy (the "Firmwide Exclusions Policy"), which includes controversial weapons:

This applies to all the investment decisions made by the Management Company or Investment Manager. The Firmwide Exclusions Policy may be updated from time to time.

Presently, investment is not permitted in entities involved in the current manufacture of, or minority shareholding of 20% or greater in a manufacturer of controversial weapons, namely:

- Cluster munitions;
- Anti-Personnel mines;
- Chemical weapons;
- Biological weapons.

Classification of issuers is primarily based on activity identification fields supplied by our third-party ESG data providers. This classification is subject to an investment research override in cases where sufficient evidence exists that the third-party data field is not accurate or appropriate. In any scenario where a portfolio position is identified as not meeting this exclusion criteria for any reason (legacy holding, transition holding, etc.) the Investment Manager shall be granted 90 days to review or challenge the classification of the issuer if appropriate. After this period, in the event an investment research override is not granted divestment is required immediately under normal market trading circumstances.

The corporate bond portion of the Fund will aim to have a lower carbon intensity than its relevant reference universe on a monthly basis.

The Investment Manager excludes from the Fund sovereign bond issuers that have been sanctioned under the EU Global Human Rights Sanctions Regime or the UN sanctions regime and/or have not attained a sufficiently high score (e.g., 'free') under the Freedom House Index that promotes political rights and civil liberties (or other such similar index as determined by the Investment Manager).

Under normal market conditions, the Investment Manager will also exclude sovereign bond issuers that have not ratified the Paris Agreement. Should the US choose to exit the Paris Agreement during a future political cycle, the Investment Manager will consider whether excluding US Treasuries from the Fund would be excessively detrimental to returns and/or whether it would change the risk-return profile of the Fund.

For the purposes of the AMF doctrine, the extra-financial analysis or rating as described above is higher than:

- a. 90% for equities issued by large capitalisation companies whose registered office is located in "developed" countries, debt securities and money market instruments with an investment grade credit rating, sovereign debt issued by developed countries;
- b. 75% for equities issued by large capitalisations whose registered office is located in "emerging" countries, equities issued by small and medium capitalisations, debt securities and money market instruments with a high yield credit rating and sovereign debt issued by "emerging" countries.

The Investment Manager may only invest in companies that would be excluded by the screens described above if the Investment Manager believes, based on its own research and as approved by its ESG Oversight Committee, that the third-party data used to apply the exclusions is insufficient or inaccurate.

The Investment Manager may consider that the data is insufficient or inaccurate if, for example, the third-party data provider research is historic, vague, based on out of date sources, or the investment manager has other information to make them doubt the accuracy of the research.

If the Investment Manager wishes to challenge the third-party data, then the challenge is presented to a cross-functional ESG Oversight Committee who must sign off on the "override" of the third-party data.

If a third party data provider does not provide research on a specific issuer or excluded activity, the Investment Manager may invest if, through its own research, it is satisfied that the issuer is not involved in the excluded activity.

- ***What is the committed minimum rate to reduce the scope of the investments considered prior to the application of that investment strategy***

There is no committed minimum rate.

- ***What is the policy to assess good governance practices of the investee companies?***

The companies in which investments are made are assessed by the Investment Manager to follow good governance practices.

The good governance practices of investee companies are assessed prior to making an investment and periodically thereafter in accordance with the Sustainability Risk Policy ("Policy").

The Policy sets minimum standards against which investee companies will be assessed and monitored by the Investment Manager prior to making an investment and on an ongoing basis. Such standards may include, but are not limited to: sound management structures, employee relations, remuneration of staff and tax compliance.

The Policy can be found incorporated within Janus Henderson's "ESG Investment Policy" in the "About Us - Environmental, Social and Governance (ESG)" section of the website at www.janushenderson.com.

Good governance practices include sound management structures, employee relations, remuneration of staff and tax compliance.

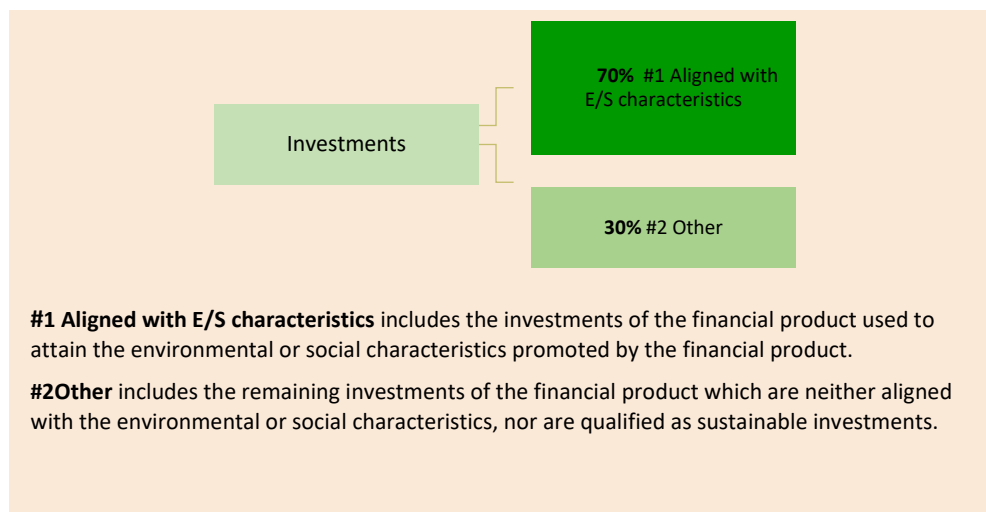
Asset allocation describes the share of investments in specific assets.



In addition, the Investment Manager is a signatory to the UN Principles for Responsible Investment (UNPRI). As a signatory, the good governance practices of investee companies are also assessed by having regard to the UNPRI principles prior to making an investment and periodically thereafter.

What is the asset allocation planned for this financial product?

A minimum of 70% of the investments of the financial product are used to meet the environmental or social characteristics promoted by the financial product. Other assets, which are not used to meet the environmental or social characteristics, may include cash or cash equivalents, securitised assets, derivatives for the purposes of efficient portfolio management, or derivatives for investment purposes other than those used to gain exposure to direct issuers.



How does the use of derivatives attain the environmental or social characteristics promoted by the financial product?

The Fund uses derivatives to gain exposure to issuers that remain in the investment universe following the application of the exclusionary criteria described in our response to the question,

“What are the binding elements of the investment strategy used to select the investments to attain each of the environmental or social characteristics promoted by this financial product?”.



To what minimum extent are sustainable investments with an environmental objective aligned with the EU Taxonomy?

Not applicable. The proportion of investments in the Fund which are aligned with the EU Taxonomy is 0%. Although the EU Taxonomy provides an ambitious framework to determine the environmental sustainability of economic activities, the EU Taxonomy does not comprehensively cover all industries and sectors, or all environmental objectives. The Investment Manager uses its own methodology to determine whether investments selected for the Fund are promoting environmental characteristics in accordance with the SFDR rules.



are sustainable investments with an environmental objective that **do not take into account the criteria** for environmentally sustainable economic activities under the EU Taxonomy.

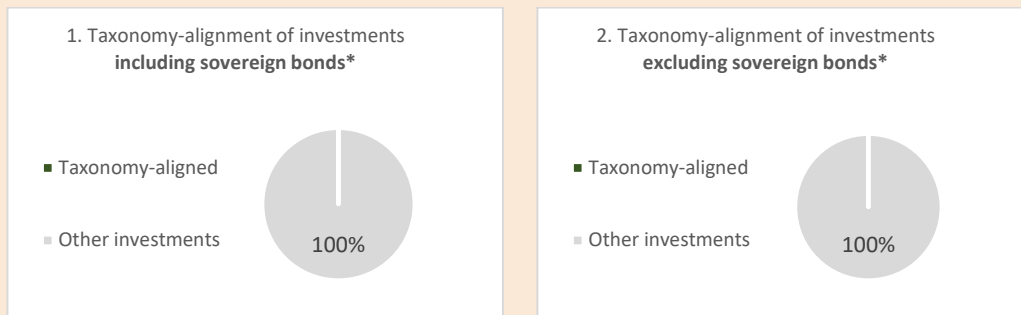
Taxonomy-aligned activities are expressed as a share of:

- **turnover** reflecting the share of revenue from green activities of investee companies
- **capital expenditure** (CapEx) showing the green investments made by investee companies, e.g. for a transition to a green economy.
- **operational expenditure** (OpEx) reflecting green operational activities of investee companies.

Enabling activities directly enable other activities to make a substantial contribution to an environmental objective.

Transitional activities are activities for which low-carbon alternatives are not yet available and among others have greenhouse gas emission levels

EU Taxonomy. As there is no appropriate methodology to determine the Taxonomy-alignment of sovereign bonds, the first graph shows the Taxonomy alignment in relation to all the investments of the financial product including sovereign bonds, while the second graph shows the Taxonomy alignment only in relation to the investments of the financial product other than sovereign bonds.*



* For the purpose of these graphs, 'sovereign bonds' consist of all sovereign exposures

What is the minimum share of investments in transitional and enabling activities?

Not applicable.



What is the minimum share of sustainable investments with an environmental objective that are not aligned with the EU Taxonomy?

Not applicable.



What is the minimum share of socially sustainable investments?

Not applicable.



What investments are included under “#2 Other”, what is their purpose and are there any minimum environmental or social safeguards?

Other assets may include cash or cash equivalents, securitised assets, derivatives for the purposes of efficient portfolio management, or derivatives for investment purposes other than those used to gain exposure to direct issuers. No minimum environmental or social safeguards are applied to such investments.

Reference benchmarks are indexes to measure whether the financial product attains the environmental or social characteristics that they promote.



Is a specific index designated as a reference benchmark to determine whether this financial product is aligned with the environmental and/or social characteristics that it promotes?

Not applicable.

- ***How is the reference benchmark continuously aligned with each of the environmental or social characteristics promoted by the financial product?***

Not applicable.

- ***How is the alignment of the investment strategy with the methodology of the index ensured on a continuous basis?***

Not applicable.

- ***How does the designated index differ from a relevant broad market index?***

Not applicable.

- ***Where can the methodology used for the calculation of the designated index be found?***

Not applicable.

Where can I find more product specific information online?

More product-specific information can be found at: <https://www.janushenderson.com/en-lu/investor/eu-sfdr-strategic-bond-fund/>

Further information as to how Janus Henderson approach ESG, including Janus Henderson's "ESG Investment Policy", can be found in the "About Us –Environmental, Social and Governance (ESG)" section of the website at www.janushenderson.com.



Sustainable investment means an investment in an economic activity that contributes to an environmental or social objective, provided that the investment does not significantly harm any environmental or social objective and that the investee companies follow good governance practices.

The **EU Taxonomy** is a classification system laid down in Regulation (EU) 2020/852, establishing a list of **environmentally sustainable economic activities**. That Regulation does not lay down a list of socially sustainable economic activities. Sustainable investments with an environmental objective might be aligned with the Taxonomy or not.



Sustainability indicators measure how the environmental or social characteristics promoted by the financial product are attained.

ANNEX II

Template pre-contractual disclosure for the financial products referred to in Article 8, paragraphs 1, 2 and 2a, of Regulation (EU) 2019/2088 and Article 6, first paragraph, of Regulation (EU) 2020/852

Product name: Total Return Bond Fund
Legal entity identifier:213800RRMTDJ49616H29

Environmental and/or social characteristics

Does this financial product have a sustainable investment objective?	
<div><div><div></div><div></div><div></div></div>Yes</div>	<div><div><div></div><div></div><div></div></div>No</div>
<div><div><input type="checkbox"/></div><div>It will make a minimum of sustainable investments with an environmental objective: ____%</div><div><div><input type="checkbox"/></div><div>in economic activities that qualify as environmentally sustainable under the EU Taxonomy</div></div><div><div><input type="checkbox"/></div><div>in economic activities that do not qualify as environmentally sustainable under the EU Taxonomy</div></div></div>	<div><div><input type="checkbox"/></div><div>It promotes Environmental/Social (E/S) characteristics and while it does not have as its objective a sustainable investment, it will have a minimum proportion of ____% of sustainable investments</div><div><div><input type="checkbox"/></div><div>with an environmental objective in economic activities that qualify as environmentally sustainable under the EU Taxonomy</div></div><div><div><input type="checkbox"/></div><div>with an environmental objective in economic activities that do not qualify as environmentally sustainable under the EU Taxonomy</div></div><div><div><input type="checkbox"/></div><div>with a social objective</div></div></div>
<div><div><input type="checkbox"/></div><div>It will make a minimum of sustainable investments with a social objective: ____%</div></div>	<div><div><div>X</div></div><div>It promotes E/S characteristics, but will not make any sustainable investments</div></div>

What environmental and/or social characteristics are promoted by this financial product?

The Fund promotes climate change mitigation and support for the UNGC Principles (which cover matters including human rights, labour, corruption, and environmental pollution), avoid investments in sovereign issuers that have not ratified the Paris Agreement, and avoid investments in certain activities with the potential to cause harm to human health and wellbeing by applying binding exclusions. The Fund does not use a reference benchmark to attain its environmental or social characteristics.

	<ul style="list-style-type: none"> ● What sustainability indicators are used to measure the attainment of each of the environmental or social characteristics promoted by this financial product? <ul style="list-style-type: none"> • Carbon - Carbon Intensity Scope 1&2 <i>This represents the company's most recently reported or estimated Scope 1 + Scope 2 greenhouse gas emissions normalized by sales, which allows for comparison between companies of different sizes.</i> • Ratification of the Paris Agreement on Climate Change ("Paris Agreement") by sovereign issuers • Overall UN GC Compliance Status • ESG exclusionary screens - see "What are the binding elements of the investment strategy used to select the investments to attain each of the environmental or social characteristics promoted by this financial product?" below for details on the exclusions.
	<ul style="list-style-type: none"> ● What are the objectives of the sustainable investments that the financial product partially intends to make and how does the sustainable investment contribute to such objectives? Not applicable
	<ul style="list-style-type: none"> ● How do the sustainable investments that the financial product partially intends to make, not cause significant harm to any environmental or social sustainable investment objective? Not applicable
	<ul style="list-style-type: none"> — — How have the indicators for adverse impacts on sustainability factors been taken into account? Not applicable
	<ul style="list-style-type: none"> — — How are the sustainable investments aligned with the OECD Guidelines for Multinational Enterprises and the UN Guiding Principles on Business and Human Rights? Details: Not applicable

Principal adverse impacts are the most significant negative impacts of investment decisions on sustainability factors relating to environmental, social and employee matters, respect for human rights, anti-corruption and anti-bribery matters.

The EU Taxonomy sets out a “do not significant harm” principle by which Taxonomy-aligned investments should not significantly harm EU Taxonomy objectives and is accompanied by specific EU criteria.

The “do no significant harm” principle applies only to those investments underlying the financial product that take into account the EU criteria for environmentally sustainable economic activities. The investments underlying the remaining portion of this financial product do not take into account the EU criteria for environmentally sustainable economic activities.

Any other sustainable investments must also not significantly harm any environmental or social objectives.



Does this financial product consider principal adverse impacts on sustainability factors?

☒ Yes

☐ No

As of the date of this Prospectus, the Investment Manager considers the following principal adverse impacts on sustainability factors (“PAIs”):

<u>Principle Adverse Impact</u>	<u>How is PAI considered?</u>
GHG Emissions	Exclusionary screens
Carbon Footprint	Exclusionary screens
GHG Intensity of Investee Companies	Exclusionary screens
Exposure to companies active in fossil fuel	Exclusionary screens
Violations of UNGC and OECD	Exclusionary screens
Exposure to controversial weapons	Exclusionary screens

Please see the Fund’s SFDR website disclosures at <https://www.janushenderson.com/en-lu/investor/eu-sfdr-total-return-bond-fund/> for further details on the current approach adopted and PAIs considered.



The investment strategy guides investment decisions based on factors such as investment objectives and risk tolerance.

The Fund will make information available on how it has considered the PAIs in its periodic report.

■ What investment strategy does this financial product follow?

This Fund seeks a combination of capital and income returns, exceeding that of cash (over a rolling 3-year period) through exposure to a broad range of global fixed income asset classes.

The binding elements of the investment strategy described below are implemented as exclusionary screens which are coded into the compliance module of within the Investment Manager's order management system utilising third-party data provider(s) on an ongoing basis. The exclusionary screens are implemented on both a pre and post trade basis enabling the sub investment advisor to block any proposed transactions in an excluded security and identify any changes to the status of holdings when third-party data is periodically updated.

■ *What are the binding elements of the investment strategy used to select the investments to attain each of the environmental or social characteristics promoted by this financial product?*

The Investment Manager uses specific screens to help achieve some of the promoted characteristics. For example- to promote climate change mitigation, screens are applied to avoid investment in certain high carbon activities, and it is expected that this will result in the fund having a lower carbon profile. Another example is that to promote support for the UNGC Principles, screens are applied so that the Fund does not invest in issuers that are in breach of the UNGC Principles based on third party data and/or internal research.

The Investment Manager applies screens to exclude direct investment in corporate issuers based on their involvement in certain activities. Specifically, issuers are excluded if they derive more than 10% of their revenue from oil sands extraction, arctic oil and gas, thermal coal extraction, tobacco or adult entertainment. Issuers are also excluded if they are deemed to have failed to comply with the UNGC Principles (which cover matters including human rights, labour, corruption, and environmental pollution).

The Fund also applies the Firmwide Exclusions Policy (the "Firmwide Exclusions Policy"), which includes controversial weapons:

This applies to all the investment decisions made by the Management Company or Investment Manager. The Firmwide Exclusions Policy may be updated from time to time.

Presently, investment is not permitted in entities involved in the current manufacture of, or minority shareholding of 20% or greater in a manufacturer of controversial weapons, namely:

- Cluster munitions;
- Anti-Personnel mines;
- Chemical weapons;
- Biological weapons.

Classification of issuers is primarily based on activity identification fields supplied by our third-party ESG data providers. This classification is subject to an investment research override in cases where sufficient evidence exists that the third-party data field is not accurate or appropriate. In any scenario where a portfolio position is identified as not meeting this exclusion criteria for any reason (legacy holding, transition holding, etc.) the Investment Manager shall be granted 90 days to review or challenge the classification of the issuer if appropriate. After this period, in the event an investment research override is not granted divestment is required immediately under normal market trading circumstances.

Under normal market conditions, the Investment Manager will also exclude sovereign bond issuers that have not ratified the Paris Agreement. Should the US choose to exit the Paris Agreement during a future political cycle, the Investment Manager will consider whether excluding US Treasuries from the Fund would be excessively detrimental to returns and/or whether it would change the risk-return profile of the Fund.

Exclusionary screens are not applied to securitised assets.

For the purposes of the AMF doctrine, the extra-financial analysis or rating as described above is higher than:

- a. 90% for equities issued by large capitalisation companies whose registered office is located in "developed" countries, debt securities and money market instruments with an investment grade credit rating, sovereign debt issued by developed countries;
- b. 75% for equities issued by large capitalisations whose registered office is located in "emerging" countries, equities issued by small and medium capitalisations, debt securities and money market instruments with a high yield credit rating and sovereign debt issued by "emerging" countries.

The Investment Manager may consider that the data is insufficient or inaccurate if, for example, the third-party data provider research is historic, vague, based on out of date sources, or the investment manager has other information to make them doubt the accuracy of the research.

If the Investment Manager wishes to challenge the third-party data, then the challenge is presented to a cross-functional ESG Oversight Committee who must sign off on the "override" of the third-party data.

If a third party data provider does not provide research on a specific issuer or excluded activity, the Investment Manager may invest if, through its own research, it is satisfied that the issuer is not involved in the excluded activity.

● ***What is the committed minimum rate to reduce the scope of the investments considered prior to the application of that investment strategy***

There is no committed minimum rate.

● ***What is the policy to assess good governance practices of the investee companies?***

The companies in which investments are made are assessed by the Investment Manager to follow good governance practices.

The good governance practices of investee companies are assessed prior to making an investment and periodically thereafter in accordance with the Sustainability Risk Policy ("Policy").

The Policy sets minimum standards against which investee companies will be assessed and monitored by the Investment Manager prior to making an investment and on an ongoing basis. Such standards may include, but are not limited to: sound management structures, employee relations, remuneration of staff and tax compliance.

The Policy can be found incorporated within Janus Henderson's "ESG Investment Policy" in the "About Us - Environmental, Social and Governance (ESG)" section of the website at www.janushenderson.com.

In addition, the Investment Manager is a signatory to the UN Principles for Responsible Investment (UNPRI). As a signatory, the good governance practices of investee companies are also assessed by having regard to the UNPRI principles prior to making an investment and periodically thereafter.

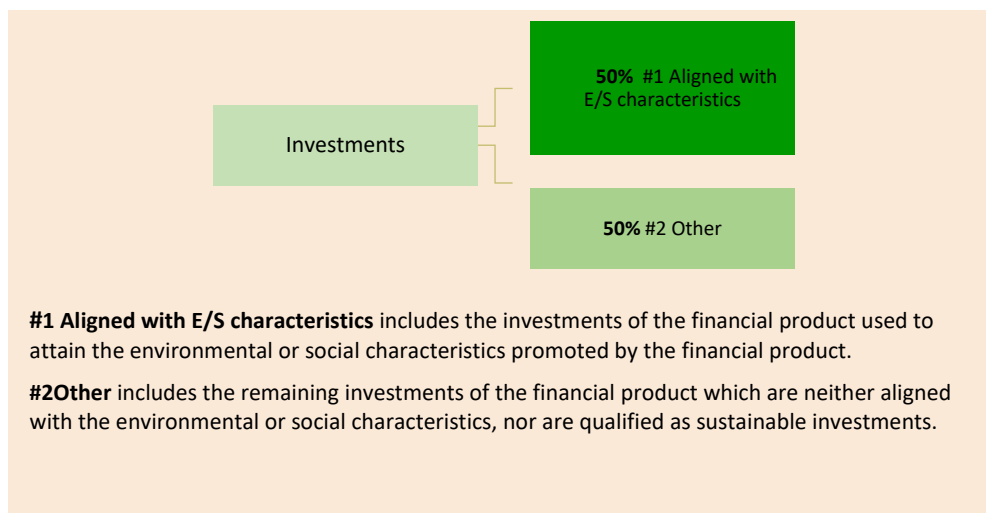
Good governance practices include sound management structures, employee relations, remuneration of staff and tax compliance.

Asset allocation describes the share of investments in specific assets.



What is the asset allocation planned for this financial product?

A minimum of 50% of the investments of the financial product are used to meet the environmental or social characteristics promoted by the financial product. Other assets, which are not used to meet the environmental or social characteristics, may include cash or cash equivalents, securitised assets, derivatives for the purposes of efficient portfolio management, or derivatives for investment purposes other than those used to gain exposure to direct issuers.



How does the use of derivatives attain the environmental or social characteristics promoted by the financial product?

The Fund uses derivatives to gain exposure to issuers that remain in the investment universe following the application of the exclusionary criteria described in our response to the question,

“What are the binding elements of the investment strategy used to select the investments to attain each of the environmental or social characteristics promoted by this financial product?”.



To what minimum extent are sustainable investments with an environmental objective aligned with the EU Taxonomy?

Not applicable.

The proportion of investments in the Fund which are aligned with the EU Taxonomy is 0%. Although the EU Taxonomy provides an ambitious framework to determine the environmental sustainability of economic activities, the EU Taxonomy does not comprehensively cover all industries and sectors, or all environmental objectives. The Investment Manager uses its own methodology to determine whether investments selected for the Fund are promoting environmental characteristics in accordance with the SFDR rules.

are sustainable investments with an environmental objective that **do not take into account the criteria** for environmentally sustainable economic activities under the EU Taxonomy.



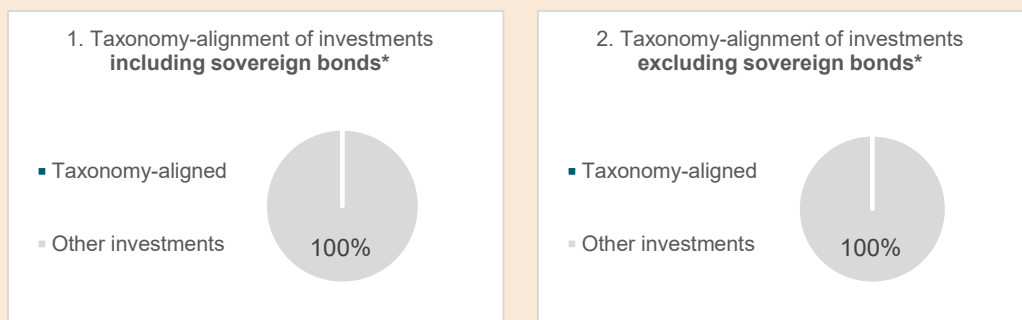
Taxonomy-aligned activities are expressed as a share of:

- **turnover** reflecting the share of revenue from green activities of investee companies
- **capital expenditure** (CapEx) showing the green investments made by investee companies, e.g. for a transition to a green economy.
- **operational expenditure** (OpEx) reflecting green operational activities of investee companies.

Enabling activities directly enable other activities to make a substantial contribution to an environmental objective.

Transitional activities are activities for which low-carbon alternatives are not yet available and among others have greenhouse gas emission levels

The two graphs below show in green the minimum percentage of investments that are aligned with the EU Taxonomy. As there is no appropriate methodology to determine the Taxonomy-alignment of sovereign bonds*, the first graph shows the Taxonomy alignment in relation to all the investments of the financial product including sovereign bonds, while the second graph shows the Taxonomy alignment only in relation to the investments of the financial product other than sovereign bonds.



* For the purpose of these graphs, 'sovereign bonds' consist of all sovereign exposures

What is the minimum share of investments in transitional and enabling activities?

Not applicable.



What is the minimum share of sustainable investments with an environmental objective that are not aligned with the EU Taxonomy?

Not applicable.



What is the minimum share of socially sustainable investments?

Not applicable.



What investments are included under "#2 Other", what is their purpose and are there any minimum environmental or social safeguards?

Other assets may include cash or cash equivalents, securitised assets, derivatives for the purposes of efficient portfolio management, or derivatives for investment purposes other than those used to gain exposure to direct issuers. No minimum environmental or social safeguards are applied to such investments.



Is a specific index designated as a reference benchmark to determine whether this financial product is aligned with the environmental and/or social characteristics that it promotes?

Not applicable.

- **How is the reference benchmark continuously aligned with each of the environmental or social characteristics promoted by the financial product?**

Not applicable.

Reference benchmarks are indexes to measure whether the financial product attains the environmental or social characteristics that they promote.



- ***How is the alignment of the investment strategy with the methodology of the index ensured on a continuous basis?***

Not applicable.

- ***How does the designated index differ from a relevant broad market index?***

Not applicable.

- ***Where can the methodology used for the calculation of the designated index be found?***

Not applicable.

Where can I find more product specific information online?

More product-specific information can be found at <https://www.janushenderson.com/en-lu/investor/eu-sfdr-total-return-bond-fund/>.

Further information as to how Janus Henderson approach ESG, including Janus Henderson's "ESG Investment Policy", can be found in the "About Us –Environmental, Social and Governance (ESG)" section of the website at www.janushenderson.com.

Funds which have sustainable investment as their objectives within the meaning of Article 9 (1), (2) and (3) of SFDR

The EU Taxonomy is a classification system laid down in Regulation (EU) 2020/852, establishing a list of **environmentally sustainable economic activities**. That Regulation does not lay down a list of socially sustainable economic activities. Sustainable investments with an environmental objective might be aligned with the Taxonomy or not.



Sustainability indicators measure how the sustainable objectives of this financial product are attained.

Product name: Global Sustainable Equity Fund
Legal entity identifier:213800BJWP55PIIYD4

Does this financial product have a sustainable investment objective?	
Yes	No
<p><input checked="" type="checkbox"/> It will make a minimum of sustainable investments with an environmental objective: 25%</p> <p><input type="checkbox"/> in economic activities that qualify as environmentally sustainable under the EU Taxonomy</p> <p><input checked="" type="checkbox"/> in economic activities that do not qualify as environmentally sustainable under the EU Taxonomy</p> <p><input checked="" type="checkbox"/> It will make a minimum of sustainable investments with a social objective: 25%</p>	<p><input type="checkbox"/> It promotes Environmental/Social (E/S) characteristics and while it does not have as its objective a sustainable investment, it will have a minimum proportion of ____% of sustainable investments</p> <p><input type="checkbox"/> with an environmental objective in economic activities that qualify as environmentally sustainable under the EU Taxonomy</p> <p><input type="checkbox"/> with an environmental objective in economic activities that do not qualify as environmentally sustainable under the EU Taxonomy</p> <p><input type="checkbox"/> with a social objective</p> <p><input type="checkbox"/> It promotes E/S characteristics, but will not make any sustainable investments</p>

- The Fund's investment objective aims to provide capital growth over the long term by investing in companies that contribute to the development of a sustainable global economy across environmental and social themes such as cleaner energy, water management and sustainable transport. The Fund does not use a reference benchmark to meets its sustainable investment objective.

- **What sustainability indicators are used to measure the attainment of the sustainable investment objective of this financial product?**

1. The Investment Manager uses selection criteria to ensure that the Fund invests only in companies that derive at least 50% of their current or future expected revenues from goods and services within the Investment Manager's sustainable development themes, as set out below:

- Efficiency
- Cleaner energy
- Water management
- Environmental services
- Sustainable transport
- Sustainable property & finance
- Safety
- Quality of life
- Knowledge & technology
- Health

•

2. Carbon - Carbon Intensity Scope 1&2

This represents the company's most recently reported or estimated Scope 1 + Scope 2 greenhouse gas emissions normalized by sales, which allows for comparison between companies of different sizes.

3. Carbon - Carbon Footprint Scope 1&2

This represents the company's most recently reported or estimated Scope 1 + Scope 2 greenhouse gas emissions (if available). Scope 1 emissions are those from sources owned or controlled by the company, typically direct combustion of fuel as in a furnace or vehicle. Scope 2 emissions are those caused by the generation of electricity purchased by the company.

4. Overall UNGC Compliance Status

5. ESG Exclusionary screens

Including alcohol, fossil fuel extraction and refining, non-medical animal testing, armaments, fossil fuel power generation, fur, gambling, chemicals of concern, genetic engineering, pornography, intensive farming, tobacco, nuclear power, and meat and dairy production.

Details of how the sustainable investments do not cause significant harm to any environmental or social sustainable investment objectives, and the policy to assess good governance practices of the investee companies, are included below.

- ***How do sustainable investments not cause significant harm to any environmental or social sustainable investment objective?***

The sustainable investments do no significant harm to any environmental or social sustainable investment objective by considering certain principal adverse impacts and aligning with the OECD Guidelines for Multinational Enterprises and the UN Guiding Principles on Business and Human Rights

— — **How have the indicators for adverse impacts on sustainability factors been taken into account?**

The Investment Manager uses a number of sources/methods to consider the mandatory indicators for principal adverse impacts on sustainability factors (“PAIs”) under the EU Sustainable Finance Disclosure Regulation (SFDR), to determine that its sustainable investments do not cause significant harm to relevant environmental or social objectives. Depending on the indicator, the Investment Manager uses one or more of the following approaches:

1. Each underlying investment’s activities and reported metrics are screened against significant harm criteria defined by JHI referring to the relevant mandatory PAIs set out under SFDR, dependant on the company’s performance relative to pre-set house level exclusionary criteria (which may be quantitative or qualitative in nature).
2. Operational ESG assessment - company specific ESG issues are identified and their overall level of exposure to material impacts and risks are assessed against ongoing remediation of those risks.

Full details of how the Investment Managers considers the PAIs are available at:

<https://www.janushenderson.com/en-gb/investor/eu-esg-horizon-global-sustainable-equity-fund/>.

As at the date of this Prospectus, the Investment Manager considers the mandatory indicators for PAIs as follows:

GHG Emissions	<p>Issuers are excluded if they derive more than 5% of their revenue from fossil fuel extraction and refining, and fossil fuel power generation.</p> <p>Companies that derive revenues that generate high carbon emissions or exploit non-renewable resources, either directly or in their supply chain are excluded, unless the company can demonstrate an outstandingly positive response toward environmental and social concerns. This includes industries such as cement, fishing, mining, palm oil and timber.</p> <p>When the activity relates to a company’s operations, the Investment Manager will seek to gain comfort that the company is taking action to improve its performance or is managing it in an exemplary fashion.</p> <p>Any company with a persistent record of misconduct relating to GHG emissions will be excluded unless there is clear evidence of significant progress.</p> <p>The Investment Manager aims to maintain a carbon footprint and carbon intensity that is at least 20% below the MSCI World Index, primarily through the exclusion of high emitting sectors, the consideration of carbon emissions as part of the pre-investment ESG analysis, and the engagement program with portfolio companies in which the investment Manager prioritises climate strategy and emissions reductions.</p>
Carbon Footprint	
GHG Intensity of Investee Companies	
Exposure to companies active in fossil fuel sector	
Share of Non-Renewable energy consumption and production	<p>As part of the pre-investment ESG assessment, where data is available, the Investment Manager reviews a company’s proportion of non-renewable energy consumption and production. The Investment Manager seeks to engage to improve performance wherever data is not available, or wherever the proportion of non-renewable energy consumed or produced is more than 20% above the benchmark average for the sector.</p>
Energy Consumption intensity per high impact climate sector	<p>As part of the pre-investment ESG assessment for investments in companies in high impact climate sectors, where data is available, the Investment Manager reviews a company’s energy consumption. The Investment Manager</p>

		seeks to engage to improve performance wherever data is not available, or wherever energy consumption is more than 20% above the benchmark average for the sector.	
	Activities negatively affecting biodiversity sensitive areas	The Investment Manager avoids investing in sectors and companies with exposure to activities that have high risk with regard to negative impacts on biodiversity, including chemicals of concern, animal testing, the sale of fur, meat & dairy, and intensive farming at a 5% threshold. The Investment Manager also avoids investment in palm oil, timber, fishing, and mining which is avoided subject to a 5% threshold unless the company can demonstrate an outstanding positive response to environmental and social concerns as part of the pre-investment ESG assessment.	
	Emissions to water	The Investment Manager will engage if water emissions are deemed material and the relevant metric is not reported or if the reported data is of insufficient quality. A review of recent controversies is included in the assessment. The Investment Manager's process is as follows: 1)The dedicated sustainability analyst assesses if water emissions are material to the sub-sector/company in question 2)The data, including reporting to CDP on water, is flagged as part of the internal data monitoring 3)A data quality check is conducted 4)If there is no disclosure, if data quality is deemed insufficient, or if a material outstanding controversy is deemed unresolved, the Investment Manager will engage.	
	Hazardous waste ratio	The Investment Manager will engage if hazardous waste ratio is deemed material, if the relevant metric is not reported or if the reported data is of insufficient quality. An assessment of recent controversies is included in the assessment. The Investment Manager's process is as follows: 1)The dedicated sustainability analyst assesses if hazardous waste is material to the sub-sector/company in question. 2)The data is flagged as part of the internal data monitoring. 3)A data quality check is conducted. 4)If there is no disclosure, if data quality is deemed insufficient, or if a material outstanding controversy is deemed unresolved, the Investment Manager will engage.	
	Violations of UN Global Compact principles and Organisation for Economic Cooperation and Development (OECD) Guidelines for Multinational Enterprises	Issuers are excluded if they have failed align with the OECD Guidelines for Multinational Enterprises or failed to comply with the UN Global Compact Principles.	
	Lack of processes and compliance mechanisms to monitor compliance with UN Global Compact principles and OECD Guidelines for Multinational Enterprises	Violators are excluded as noted above. The Investment Manager also monitors a UNGC watchlist and engages with companies if they are included on the UNGC watchlist for non-compliance.	
	Unadjusted gender pay gap	The Investment Manager will engage if a company fails to report on this metric, or if the reported data is of insufficient quality. The Investment Manager's process is as follows: 1)The dedicated sustainability analyst identified any recent controversies regarding gender-related discriminatory pay practices.	

	<p>2)The data is flagged as part of the internal data monitoring</p> <p>3)A data quality check is conducted.</p> <p>4)If there is no disclosure, if data quality is deemed insufficient, or if a material outstanding controversy is deemed unresolved, the Investment Manager will engage.</p>
Board gender diversity	The Investment Manager engages with companies whose boards flag as under 30% female or are homogenously gendered.
Exposure to controversial weapons (anti- personnel mines, cluster munitions, chemical weapons and biological weapons)	Investment is not permitted in entities involved in the current manufacture of, or minority shareholding of 20% or greater in a manufacturer of controversial weapons, namely: (i) Cluster munitions; (ii) Anti-Personnel mines; (iii) Chemical weapons; (iv) Biological weapons.

How are the sustainable investments aligned with the OECD Guidelines for Multinational Enterprises and the UN Guiding Principles on Business and Human Rights

Screens are applied to avoid investing in issuers if the Investment Manager considers they have failed to align with the OECD Guidelines for Multinational Enterprises; and the UN Guiding Principles on Business and Human Rights, including the principles and rights set out in the eight fundamental conventions identified in the Declaration of the International Labour Organisation on Fundamental Principles and Rights at Work and the International Bill of Human Rights. If an issuer already held in the fund breaches the screen it will be divested within 90 days unless a continued investment case can be made which would need to be agreed by the ESG Oversight Committee. This could be for example if the screening data provider is believed to have based the assessment on incorrect information.



Does this financial product consider principal adverse impacts on sustainability factors?

☒ Yes
☐ No

As at the date of this Prospectus, the Investment Manager considers the following principal adverse impacts on sustainability factors:

Principle Adverse Impact	How is PAI considered?
GHG Emissions	Exclusionary screens
Carbon Footprint	Exclusionary screens
GHG Intensity of Investee Companies	Exclusionary screens
Exposure to companies active in fossil fuel sector	Exclusionary screens
Violations of UN Global Compact principles and Organisation for Economic Cooperation and Development (OECD) Guidelines for Multinational Enterprises	Exclusionary screens
Exposure to controversial weapons (anti- personnel mines, cluster munitions, chemical weapons and biological weapons)	Exclusionary screens

Principal adverse impacts are the most significant negative impacts of investment decisions on sustainability factors relating to environmental, social and employee matters, respect for human rights, anti-corruption and anti-bribery matters.



The investment strategy guides investment decisions based on factors such as investment objectives and risk tolerance.

Please see the Fund's SFDR website disclosures at <https://www.janushenderson.com/en-gb/investor/eu-esg-horizon-global-sustainable-equity-fund/> for further details on the current approach adopted and PAIs considered.

The Investment Manager will make information available on how the Fund has considered PAIs in the Fund's periodic report.

■ What investment strategy does this financial product follow?

This Fund seeks capital growth through investment in the global equity market and specifically through exposure to companies, whose products and services have a positive impact on the environment or society, thereby contributing to the development of a sustainable global economy.

The binding elements of the investment strategy described below are implemented as exclusionary screens which are coded into the compliance module of the Investment Manager's order management system, or otherwise integrated within the investment selection and monitoring process utilising third-party data provider(s) and internal proprietary research on an ongoing basis.

The exclusionary screens are implemented on both a pre and post trade basis enabling the Investment Manager to block any proposed transactions in an excluded security and identify any changes to the status of holdings when third-party data is periodically updated.

Periodic desk reviews are undertaken to: review and validate the application of positive screens including revenue mapping to sustainability themes and to review the validity of thematic mapping to the sustainability themes; validate the application of negative screens utilised by the strategy; and to verify engagement activity including the application of formal action plan completion or tracking as relevant. The results of these periodic reviews are reported to an oversight committee including any necessary escalations where additional stakeholder views are necessary.

■ What are the binding elements of the investment strategy used to select the investments to attain the sustainable investment objective?

An investment is considered a sustainable investment only if it meets all three of the requirements below:

1. based on revenue mapping to the Investment Manager's themes, it contributes to an environmental or social objective;
2. it does not cause significant harm to any environmental or social sustainable investment objective; and
3. it follows good governance practices.

The Fund's investment universe is determined by the application of binding positive screening criteria based on the sustainable investment themes of the Investment Manager noted previously. The Investment Manager uses a proprietary methodology to ensure that companies the Fund invests in derive at least 50% of their current or future expected revenues from goods and services aligned with these sustainability themes and as noted above, has a process in place to determine that its sustainable investments don't significantly harm other relevant environmental or social objectives.

The Investment Manager aims to maintain a carbon footprint and carbon intensity that is at least 20% below the MSCI World Index.

In addition, the Investment Manager applies screens to exclude direct investment in corporate issuers based on their involvement in certain activities. Specifically, issuers are excluded if they derive more than 5% of their revenue from production of alcohol, fossil fuel extraction and refining, non-medical animal testing, armaments, fossil fuel power generation, fur, gambling, chemicals of concern, genetic engineering, pornography, intensive farming, tobacco, nuclear power, and meat and dairy production.

The Fund also applies the Firmwide Exclusions Policy (the “Firmwide Exclusions Policy”), which includes controversial weapons;

This applies to all the investment decisions made by the Management Company or Investment Manager. The Firmwide Exclusions Policy may be updated from time to time.

Presently, investment is not permitted in entities involved in the current manufacture of, or minority shareholding of 20% or greater in a manufacturer of controversial weapons, namely:

- Cluster munitions;
- Anti-Personnel mines;
- Chemical weapons;
- Biological weapons.

Classification of issuers is primarily based on activity identification fields supplied by our third-party ESG data providers. This classification is subject to an investment research override in cases where sufficient evidence exists that the third-party data field is not accurate or appropriate. In any scenario where a portfolio position is identified as not meeting this exclusion criteria for any reason (legacy holding, transition holding, etc.) the Investment Manager shall be granted 90 days to review or challenge the classification of the issuer if appropriate. After this period, in the event an investment research override is not granted divestment is required immediately under normal market trading circumstances.

The Investment Manager anticipates that the negative screening will decrease the Fund’s investment universe by at least 20%.

The Investment Manager may invest in companies that would be excluded by the screens described above if the Investment Manager believes, based on its own research and as approved by its ESG Oversight Committee, that the third-party data used to apply the exclusions is insufficient or inaccurate.

The Investment Manager may consider that the data is insufficient or inaccurate if, for example, the third-party data provider research is historic, vague, based on out of date sources, or the investment manager has other information to make them doubt the accuracy of the research.

If the Investment Manager wishes to challenge the third-party data, then the challenge is presented to a cross-functional ESG Oversight Committee who must sign off on the “override” of the third-party data.

If a third party data provider does not provide research on a specific issuer or excluded activity, the Investment Manager may invest if, through its own research, it is satisfied that the issuer is not involved in the excluded activity

Good governance practices include sound management structures, employee relations, remuneration of staff and tax compliance.

● ***What is the policy to assess good governance practices of the investee companies?***

The companies in which investments are made are assessed by the Investment Manager to follow good governance practices.

The good governance practices of investee companies are assessed prior to making an investment and periodically thereafter in accordance with the Sustainability Risk Policy (“Policy”).

The Policy sets minimum standards against which investee companies will be assessed and monitored by the Investment Manager prior to making an investment and on an ongoing basis. Such standards may include, but are not limited to, sound management structures, employee relations, remuneration of staff and tax compliance. The Investment Manager attaches particular importance to the assessment of corporate culture, values, business strategy, board composition and diversity, tax transparency, audit, controls and remuneration. Generally accepted corporate governance standards may be adjusted for smaller organisations or to take account of local governance standards where appropriate at the discretion of the Investment Manager.

The Policy can be found incorporated within Janus Henderson’s “ESG Investment Policy” in the “About Us - Environmental, Social and Governance (ESG)” section of the website at www.janushenderson.com.

Asset allocation describes the share of investments in specific assets.



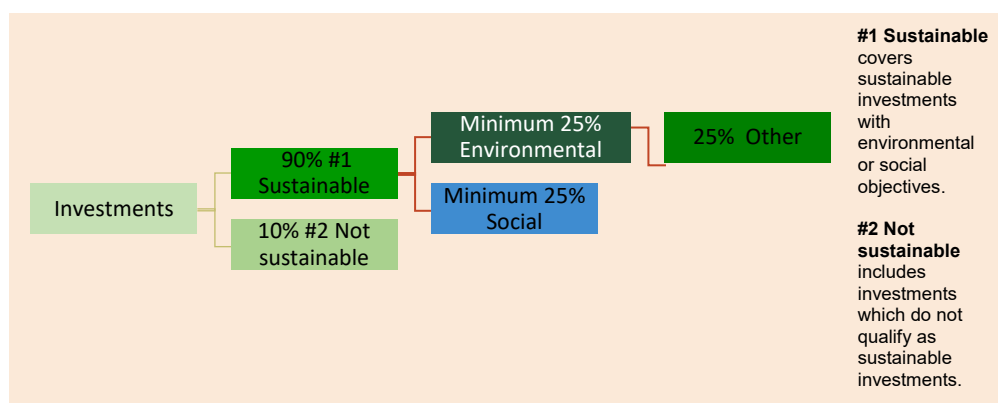
In addition, the Investment Manager is a signatory to the UN Principles for Responsible Investment (UNPRI). As a signatory, the good governance practices of investee companies are also assessed by having regard to the UNPRI principles prior to making an investment and periodically thereafter.

What is the asset allocation and the minimum share of sustainable investments?

A minimum of 90% of the investments of the financial product are expected to meet the sustainable investment objective of the financial product.

The Investment Manager's Sustainable Investment Approach includes revenue mapping to environmental and social themes to determine whether an investment contributes to an environmental or social objective. The Fund will have a minimum of 25% invested in sustainable investments with an environmental objective and 25% in sustainable investments with a social objective.

The remaining assets may include investments for certain specific purposes such as hedging or liquidity (i.e. cash/cash equivalents and temporary holdings of index derivatives) and which, in order to ensure that they do not prevent the financial product from attaining its sustainable investment objective, have to meet minimum environmental or social safeguards including that they do no significant harm and align with the OECD Guidelines for Multinational Enterprises and the UN Guiding Principles on Business and Human Rights, where relevant.



● **How does the use of derivatives attain the sustainable investment objective?**

Not applicable - the Fund does not use derivatives to attain its environmental or social characteristics.

Taxonomy-aligned activities are expressed as a share of:

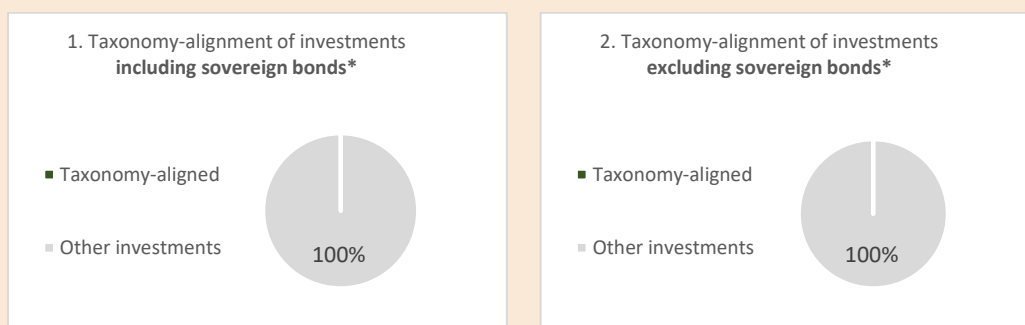
- **turnover** reflecting the share of revenue from green activities of investee companies
- **capital expenditure** (CapEx) showing the green investments made by investee companies, e.g. for a transition to a green economy.
- **operational expenditure** (OpEx) reflecting green operational activities of investee companies.



To what minimum extent are sustainable investments with an environmental objective aligned with the EU Taxonomy?

Not applicable. The proportion of investments in the Fund which are aligned with the EU Taxonomy is 0%. Although the EU Taxonomy provides an ambitious framework to determine the environmental sustainability of economic activities, the EU Taxonomy does not comprehensively cover all industries and sectors, or all environmental objectives. The Investment Manager uses its own methodology to determine whether investments selected for the Fund are environmentally sustainable in accordance with the SFDR rules.

The two graphs below show in green the minimum percentage of investments that are aligned with the EU Taxonomy. As there is no appropriate methodology to determine the Taxonomy-alignment of sovereign bonds, the first graph shows the Taxonomy alignment in relation to all the investments of the financial product including sovereign bonds, while the second graph shows the Taxonomy alignment only in relation to the investments of the financial product other than sovereign bonds.*



* For the purpose of these graphs, 'sovereign bonds' consist of all sovereign exposures

What is the minimum share of investments in transitional and enabling activities?

The proportion of investments in the Fund which are aligned with the Taxonomy is expected to be 0%.



What is the minimum share of sustainable investments with an environmental objective that are not aligned with the EU Taxonomy?

As noted previously, the Fund aims to have a minimum share of 90% sustainable investments. Although the Investment Manager does not target a specific allocation, it is expected that there will be a minimum of 25% invested in investments with an environmental objective and 25% in investments with a social objective.



What is the minimum share of sustainable investments with a social objective?

As noted previously, the Fund aims to have a minimum share of 90% sustainable investments. Although the Investment Manager does not target a specific allocation, it is expected that there will be a minimum of 25% invested in investments with an environmental objective and 25% in investments with a social objective.

Enabling activities directly enable other activities to make a substantial contribution to an environmental objective.

Transitional activities are activities for which low-carbon alternatives are not yet available and among others have greenhouse gas emission levels

 are sustainable investments with an environmental objective that **do not take into account the criteria** for environmentally sustainable economic activities under the EU Taxonomy.

Reference benchmarks are indexes to measure whether the financial product attains the sustainable investment objective.



What investments are included under “#2 Not sustainable”, what is their purpose and are there any minimum environmental or social safeguards?

The remaining assets may include investments for certain specific purposes such as hedging or liquidity (i.e. cash/cash equivalents and temporary holdings of index derivatives) and which, in order to ensure that they do not prevent the financial product from attaining its sustainable investment objective, have to meet minimum environmental or social safeguards including that they do no significant harm and align with the OECD Guidelines for Multinational Enterprises and the UN Guiding Principles on Business and Human Rights, where relevant.



Is a specific index designated as a reference benchmark to meet the sustainable investment objective?

Not applicable.

- ***How does the reference benchmark take into account sustainability factors in a way that is continuously aligned with the sustainable investment objective?***

Not applicable.

- ***How is the alignment of the investment strategy with the methodology of the index ensured on a continuous basis?***

Not applicable.

- ***How does the designated index differ from a relevant broad market index?***

Not applicable.

- ***Where can the methodology used for the calculation of the designated index be found?***

Not applicable



Where can I find more product specific information online?

More product-specific information can be found at

<https://www.janushenderson.com/en-gb/investor/eu-esg-horizon-global-sustainable-equity-fund/>.

Further information as to how Janus Henderson approach ESG, including Janus Henderson's "ESG Investment Policy", can be found in the "About Us –Environmental, Social and Governance (ESG)" section of the website at **www.janushenderson.com**.

The **EU Taxonomy** is a classification system laid down in Regulation (EU) 2020/852, establishing a list of **environmentally sustainable economic activities**. That Regulation does not lay down a list of socially sustainable economic activities. Sustainable investments with an environmental objective might be aligned with the Taxonomy or not.



Sustainability indicators measure how the sustainable objectives of this financial product are attained.

Product name: Sustainable Future Technologies Fund
Legal entity identifier: 2138006VK6JR3K2AV795

Environmental and/or social characteristics

Does this financial product have a sustainable investment objective?	
Yes	No
<input checked="" type="checkbox"/> It will make a minimum of sustainable investments with an environmental objective: 25%	<input type="checkbox"/> It promotes Environmental/Social (E/S) characteristics and while it does not have as its objective a sustainable investment, it will have a minimum proportion of ____% of sustainable investments
<input type="checkbox"/> in economic activities that qualify as environmentally sustainable under the EU Taxonomy	<input type="checkbox"/> with an environmental objective in economic activities that qualify as environmentally sustainable under the EU Taxonomy
<input checked="" type="checkbox"/> in economic activities that do not qualify as environmentally sustainable under the EU Taxonomy	<input type="checkbox"/> with an environmental objective in economic activities that do not qualify as environmentally sustainable under the EU Taxonomy
<input type="checkbox"/> It will make a minimum of sustainable investments with a social objective: 25%	<input type="checkbox"/> with a social objective
	<input type="checkbox"/> It promotes E/S characteristics, but will not make any sustainable investments

The Fund's investment objective aims to provide capital growth over the long term by investing in technology-related companies that contribute to the development of a sustainable global economy across environmental and social themes. The Fund does not use a reference benchmark to meets its sustainable investment objective.

1. The Investment Manager uses selection criteria to ensure that the Fund invests only in companies that derive at least 50% of their current or future expected revenues from goods and services within the Investment Manager's sustainable technology themes, as set out below:

- Clean Energy Technology

- Resource & Productivity Optimisation
- Smart Cities
- Low Carbon Infrastructure
- Sustainable Transport
- Digital Democratisation
- Tech Health
- Data Security

2. Carbon - Carbon Intensity Scope 1&2
This represents the company's most recently reported or estimated Scope 1 + Scope 2 greenhouse gas emissions normalized by sales, which allows for comparison between companies of different sizes.
3. Carbon - Carbon Footprint Scope 1&2
This represents the company's most recently reported or estimated Scope 1 + Scope 2 greenhouse gas emissions (if available). Scope 1 emissions are those from sources owned or controlled by the company, typically direct combustion of fuel as in a furnace or vehicle. Scope 2 emissions are those caused by the generation of electricity purchased by the company.
4. Overall UNGC Compliance Status
5. % of the portfolio aligned with the Fund's sustainability themes
6. Number of companies engaged with in line with the Investment Manager's engagement approach
7. ESG Exclusionary screens –

Including, alcohol, fossil fuel extraction and refining, non-medical animal testing, armaments, fossil fuel power generation, fur, gambling, chemicals of concern, genetic engineering, pornography, intensive farming, tobacco, nuclear power, and meat and dairy production.

Details of how the sustainable investments do not cause significant harm to any environmental or social sustainable investment objectives, and the policy to assess good governance practices of the investee companies, are included below.

● ***How do sustainable investments not cause significant harm to any environmental or social sustainable investment objective?***

The sustainable investments do no significant harm to any environmental or social sustainable investment objective by considering certain principal adverse impacts and aligning with the OECD Guidelines for Multinational Enterprises and the UN Guiding Principles on Business and Human Rights

· — ***How have the indicators for adverse impacts on sustainability factors been taken into account?***

The Investment Manager uses a number of sources/methods to consider the mandatory indicators for principal adverse impacts on sustainability factors ("PAIs") under the EU Sustainable Finance Disclosure Regulation (SFDR), to determine that its sustainable investments do not cause significant harm to relevant environmental or social objectives. Depending on the indicator, the Investment Manager uses one or more of the following approaches:

1. The Investment Manager applies screens to avoid investing in issuers involved in or deriving revenues from certain activities as described below;

2. The Investment Manager's internal ESG process control monitor tool ("PCM") which includes ESG related metrics to assess company performance on ESG indicators and identifies ESG laggards based on its proprietary methodology;
3. Controversy monitoring;
4. The use of third-party data to identify ESG laggards using an industry relative rating which incorporates a weighted average score across key ESG issues; and
5. underlying investment's activities and reported metrics are screened against significant harm criteria defined by JHI referring to the relevant mandatory PAIs set out under SFDR, dependant on the company's performance relative to pre-set house level exclusionary criteria (which may be quantitative or qualitative in nature).

Full details of how the Investment Managers considers the PAIs are available at:

<https://www.janushenderson.com/en-lu/investor/eu-esg-horizon-sustainable-future-technologies-fund/>

The Investment Manager's PCM is updated regularly to include new data points or tools as they become available.

As at the date of this Prospectus, the Investment Manager considers the mandatory indicators for PAIs as follows:

GHG Emissions	<p>Issuers are excluded if they have any involvement with fossil fuel extraction and refining, fossil fuel power generation, or chemicals of concern, or derive more than 5% of their revenue from intensive farming.</p> <p>The Investment Manager's process control monitor includes carbon metrics including GHG emissions, GHG intensity, renewable energy consumption, and decarbonisation targets. Climate related controversies are flagged and if deemed material, then engagement is undertaken.</p> <p>If an issuer flags within the bottom half of the proprietary ranking within the process control monitor or is identified as an ESG laggard based on third party data, then mandatory engagement is undertaken which includes timebound outcome-oriented action plans.</p>
Carbon Footprint	
GHG Intensity of Investee Companies	
Exposure to companies active in fossil fuel sector*	
Share of Non-Renewable energy consumption and production	<p>Issuers are excluded if they have any involvement with fossil fuel extraction and refining, fossil fuel power generation, or chemicals of concern, or derive more than 5% of their revenue from intensive farming.</p> <p>The Investment Manager's ranking screen and process control monitor includes carbon metrics, for example renewable energy consumption and availability of renewable energy disclosures. Climate related controversies are flagged and if deemed material, then engagement is undertaken.</p> <p>If an issuer flags within the bottom half of the proprietary ranking within the process control monitor or is identified as an ESG laggard based on third party data, then mandatory engagement is undertaken which includes timebound outcome-oriented action plans.</p> <p>The Investment Manager's process is as follows:</p>

		<p>1) The PCM flags renewable energy consumption as a % of energy usage and whether the company discloses its renewable energy consumption</p> <p>2) The investment analyst, guided by the dedicated sustainability analyst assesses if this is material to sub-sector/company</p> <p>3) A Data quality check is conducted</p> <p>4) If the Company is assessed as poor (because it has no disclosure, renewables at 0% or no decarbonisation target) the Investment Manager will engage</p>	
	Energy Consumption intensity per high impact climate sector	The Investment Manager considers that this is not material as technology is not considered a high impact climate sector.	
	Activities negatively affecting biodiversity sensitive areas	<p>Issuers are excluded if they have any involvement with chemicals of concern, fossil fuel extraction and refining, fossil fuel power generation, genetic engineering, incendiary weapons, or nuclear weapons; or more than 5% of their revenue from production of alcohol, non-medical animal testing, fur, gambling, pornography, intensive farming, tobacco, or nuclear power. Issuers are also excluded if they are deemed to have failed to comply with the UNGC Principles.</p> <p>The Investment Manager's process control monitor includes checks for deforestation and biodiversity policies. Biodiversity related controversies are flagged and if deemed material, then engagement is undertaken.</p> <p>If an issuer flags within the bottom half of the proprietary ranking within the process control monitor or is identified as an ESG laggard based on third party data, then mandatory engagement is undertaken which includes timebound outcome-oriented action plans.</p>	
	Emissions to water	<p>The Investment Manager's ranking screen and process control monitor, includes water metrics, for example emissions to water. Water related controversies are flagged and if deemed material, then engagement is undertaken.</p> <p>If an issuer flags within the bottom half of the proprietary ranking within the process control monitor or is identified as an ESG laggard based on third party data, then mandatory engagement is undertaken which includes timebound outcome-oriented action plans.</p> <p>The Investment Manager will engage if water emissions are deemed material.</p> <p>The Investment Manager's process is as follows:</p> <ol style="list-style-type: none"> 1) The PCM flags emissions to water data and data on disclosure (for example report to CDP on water) 2) The investment analyst, guided by the dedicated sustainability analyst assesses if this is material to the sub-sector/company in question 3) A data quality check is conducted 4) If poor emissions to water (no disclosure) the Investment Manager will engage 	

	<p>Hazardous waste ratio</p>	<p>The Investment Manager's ranking screen and process control monitor includes waste metrics, for example hazardous waste and checks for hazardous waste disclosures. Waste related controversies are flagged and if deemed material, then engagement is undertaken.</p> <p>If an issuer flags within the bottom half of the proprietary ranking within the process control monitor or is identified as an ESG laggard based on third party data, then mandatory engagement is undertaken which includes timebound outcome-oriented action plans.</p> <p>The Investment Manager will engage if hazardous waste is deemed material.</p> <p>The Investment Manager's process is as follows:</p> <ol style="list-style-type: none"> 1) The hazardous waste data is flagged in the PCM 2) The investment analyst, guided by the dedicated sustainability analyst assesses if this is material to the sub-sector/company in question 3) A data quality check is conducted 4) If poor hazardous waste (no disclosure) the Investment Manager will engage 	
	<p>Violations of UN Global Compact principles and Organisation for Economic Cooperation and Development (OECD) Guidelines for Multinational Enterprises</p>	<p>Issuers are excluded if they have failed align with the OECD Guidelines for Multinational Enterprises, are on a UNGC watchlist, or have failed to comply with the UN Global Compact Principles.</p> <p>If an issuer flags within the bottom half of the proprietary ranking within the process control monitor or is identified as an ESG laggard based on third party data, then mandatory engagement is undertaken which includes timebound outcome-oriented action plans.</p>	
	<p>Lack of processes and compliance mechanisms to monitor compliance with UN Global Compact principles and OECD Guidelines for Multinational Enterprises</p>	<p>Violators and issuers on a UNGC watchlist are excluded as noted above.</p> <p>The Investment Manager reviews and considers an issuer's governance structures in determining its ability to remain compliant with international standards.</p> <p>If an issuer flags within the bottom half of the proprietary ranking within the process control monitor or is identified as an ESG laggard based on third party data, then mandatory engagement is undertaken which includes timebound outcome-oriented action plans.</p>	
	<p>Unadjusted gender pay gap</p>	<p>Diversity, Equity and Inclusion related controversies are flagged and if deemed material, then engagement is undertaken.</p> <p>If an issuer flags within the bottom half of the proprietary ranking within the process control monitor or is identified as an ESG laggard based on third party data, then mandatory engagement is undertaken which includes timebound outcome-oriented action plans.</p>	
	<p>Board gender diversity</p>	<p>The Investment Manager engages with companies whose boards flag as under 30% female or are homogenously gendered. Diversity, Equity and Inclusion related controversies are flagged and if deemed material, then engagement is undertaken.</p>	

	If an issuer flags within the bottom half of the proprietary ranking within the process control monitor or is identified as an ESG laggard based on third party data, then mandatory engagement is undertaken which includes timebound outcome-oriented action plans.
Exposure to controversial weapons (anti- personnel mines, cluster munitions, chemical weapons and biological weapons)	Investment is not permitted in entities involved in the current manufacture of, or minority shareholding of 20% or greater in a manufacturer of controversial weapons, namely: (i) Cluster munitions; (ii) Anti-Personnel mines; (iii) Chemical weapons; (iv) Biological weapons. If an issuer flags within the bottom half of the proprietary ranking within the process control monitor or is identified as an ESG laggard based on third party data, then mandatory engagement is undertaken which includes timebound outcome-oriented action plans.

How are the sustainable investments aligned with the OECD Guidelines for Multinational Enterprises and the UN Guiding Principles on Business and Human Rights

Screens are applied to avoid investing in issuers if the Investment Manager considers they have failed to align with the OECD Guidelines for Multinational Enterprises; and the UN Guiding Principles on Business and Human Rights, including the principles and rights set out in the eight fundamental conventions identified in the Declaration of the International Labour Organisation on Fundamental Principles and Rights at Work and the International Bill of Human Rights. If an issuer already held in the fund breaches the screen it will be divested within 90 days unless a continued investment case can be made which would need to be agreed by the ESG Oversight Committee. This could be for example if the screening data provider is believed to have based the assessment on incorrect information.



Does this financial product consider principal adverse impacts on sustainability factors?

☒ Yes

☐ No

As at the date of this Prospectus, the Investment Manager considers the following principal adverse impacts on sustainability factors:

Principle Adverse Impact	How is PAI considered?
GHG Emissions	Exclusionary screens
Carbon Footprint	Exclusionary screens
GHG Intensity of Investee Companies	Exclusionary screens
Exposure to companies active in fossil fuel sector	Exclusionary screens
Violations of UN Global Compact principles and Organisation for Economic Cooperation and Development (OECD) Guidelines for Multinational Enterprises	Exclusionary screens
Exposure to controversial weapons (anti- personnel mines, cluster	Exclusionary screens

Principal adverse impacts are the most significant negative impacts of investment decisions on sustainability factors relating to environmental, social and employee matters, respect for human rights, anti-corruption and anti-bribery matters.



The investment strategy guides investment decisions based on factors such as investment objectives and risk tolerance.

munitions, chemical weapons and biological weapons)

Please see the Fund's SFDR website disclosures at <https://www.janushenderson.com/en-lu/investor/eu-esg-horizon-sustainable-future-technologies-fund/> for further details on the current approach adopted and PAIs considered.

The Investment Manager will make information available on how the Fund has considered PAIs in the Fund's periodic report.

■ What investment strategy does this financial product follow?

This Fund seeks capital growth through investment in the global equity market and specifically through exposure to technology-related companies, whose products and services have a positive impact on the environment or society, thereby contributing to the development of a sustainable global economy.

The Fund integrates environmental, social and governance factors into the bottom-up, fundamental company analysis and valuation. Fundamental research enables the Investment Manager to navigate the hype cycle¹ of sustainable technology as well as identifying companies that are making a positive contribution to environmental and social themes. The investment process considers and monitors climate and environmental indicators as well as social and employee matters as part of its investment due diligence process and responds to these through exercising voting rights, active engagement and action plans that have a bearing on investment decisions.

Periodic desk reviews are undertaken to: review and validate the application of positive screens including revenue mapping to sustainable technology themes and to review the validity of thematic mapping to the sustainable technology themes; validate the application of negative screens utilised by the strategy; and to verify engagement activity including the application of formal action plan completion or tracking as relevant. The results of these periodic reviews are reported to an oversight committee including any necessary escalations where additional stakeholder views are necessary:

¹ The "hype cycle" represents the different stages in the development of a technology from conception to widespread adoption, which includes investor sentiment to that technology and related stocks during that cycle.

■ What are the binding elements of the investment strategy used to select the investments to attain the sustainable investment objective?

An investment is considered a sustainable investment only if it meets all three of the requirements below:

1. based on revenue mapping to the Investment Manager's themes, it contributes to an environmental or social objective;
2. it does not cause significant harm to any environmental or social sustainable investment objective; and
3. it follows good governance practices.

The Fund's investment universe is determined by the application of binding positive screening criteria based on the sustainable technology investment themes of the Investment Manager. The Investment Manager uses a proprietary methodology to ensure that companies the Fund invests in derive at least 50% of their current or future expected revenues from goods and services aligned with these sustainability themes.

In addition, the Investment Manager applies screens to exclude direct investment in corporate issuers based on their involvement in certain activities. Specifically, issuers are excluded if they have any involvement with chemicals of concern, fossil fuel extraction and refining, fossil fuel power generation, genetic engineering, incendiary weapons, or nuclear weapons; or more than 5% of their revenue from production of alcohol, non-medical animal

testing, fur, gambling, pornography, intensive farming, tobacco, or nuclear power. Issuers are also excluded if they are deemed to have failed to comply with the UNGC Principles (which cover matters including human rights, labour, corruption, and environmental pollution).

The Fund also applies the Firmwide Exclusions Policy (the “Firmwide Exclusions Policy”), which includes controversial weapons:

This applies to all the investment decisions made by the Management Company or Investment Manager. The Firmwide Exclusions Policy may be updated from time to time.

Presently, investment is not permitted in entities involved in the current manufacture of, or minority shareholding of 20% or greater in a manufacturer of controversial weapons, namely:

- Cluster munitions;
- Anti-Personnel mines;
- Chemical weapons;
- Biological weapons.

Classification of issuers is primarily based on activity identification fields supplied by our third-party ESG data providers. This classification is subject to an investment research override in cases where sufficient evidence exists that the third-party data field is not accurate or appropriate. In any scenario where a portfolio position is identified as not meeting this exclusion criteria for any reason (legacy holding, transition holding, etc.) the Investment Manager shall be granted 90 days to review or challenge the classification of the issuer if appropriate. After this period, in the event an investment research override is not granted divestment is required immediately under normal market trading circumstances.

The Investment Manager anticipates that the screening criteria will decrease the Fund’s investment universe by at least 20%.

The Investment Manager may invest in companies that would be excluded by the screens described above if the Investment Manager believes, based on its own research and as approved by its ESG Oversight Committee, that the third-party data used to apply the exclusions is insufficient or inaccurate.

The Investment Manager may consider that the data is insufficient or inaccurate if, for example, the third-party data provider research is historic, vague, based on out of date sources, or the investment manager has other information to make them doubt the accuracy of the research.

If the Investment Manager wishes to challenge the third-party data, then the challenge is presented to a cross-functional ESG Oversight Committee who must sign off on the “override” of the third-party data.

If a third party data provider does not provide research on a specific issuer or excluded activity, the Investment Manager may invest if, through its own research, it is satisfied that the issuer is not involved in the excluded activity

● ***What is the policy to assess good governance practices of the investee companies?***

The companies in which investments are made are assessed by the Investment Manager to follow good governance practices.

The good governance practices of investee companies are assessed prior to making an investment and periodically thereafter in accordance with the Sustainability Risk Policy (“Policy”).

The Policy sets minimum standards against which investee companies will be assessed and monitored by the Investment Manager prior to making an investment and on an ongoing basis. Such standards may include, but are not limited to: sound management structures, employee relations, remuneration of staff and tax compliance. The Investment Manager attaches particular importance to the assessment of corporate culture, values, business strategy, board composition and diversity, tax transparency, audit, controls and remuneration. Generally accepted corporate governance standards may be adjusted for smaller organisations or to take account of local governance standards where appropriate at the discretion of the Investment Manager.

Good governance practices include sound management structures, employee relations, remuneration of staff and tax compliance.

Asset allocation describes the share of investments in specific assets.



The Policy can be found incorporated within Janus Henderson's "ESG Investment Policy" in the "About Us - Environmental, Social and Governance (ESG)" section of the website at www.janushenderson.com.

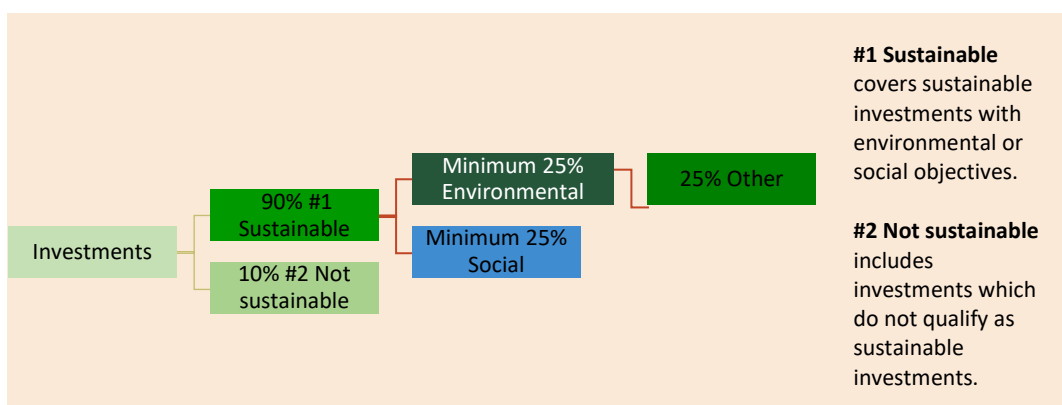
In addition, the Investment Manager is a signatory to the UN Principles for Responsible Investment (UNPRI). As a signatory, the good governance practices of investee companies are also assessed by having regard to the UNPRI principles prior to making an investment and periodically thereafter.

What is the asset allocation and the minimum share of sustainable investments?

A minimum of 90% of the investments of the financial product are used to meet the sustainable investment objective of the financial product.

The Investment Manager's Sustainable Investment Approach includes revenue mapping to environmental and social themes to determine whether an investment contributes to an environmental or social objective. The Fund will have a minimum of 25% invested in sustainable investments with an environmental objective and 25% in sustainable investments with a social objective.

The remaining assets may include investments for certain specific purposes such as hedging or liquidity (i.e. cash/cash equivalents and temporary holdings of index derivatives) and which, in order to ensure that they do not prevent the financial product from attaining its sustainable investment objective, have to meet minimum environmental or social safeguards including that they do no significant harm and align with the OECD Guidelines for Multinational Enterprises and the UN Guiding Principles on Business and Human Rights, where relevant.



● *How does the use of derivatives attain the sustainable investment objective?*

Not applicable - the Fund does not use derivatives to attain its sustainable investment objective.

Taxonomy-aligned activities are expressed as a share of:

- **turnover** reflecting the share of revenue from green activities of investee companies
- **capital expenditure** (CapEx) showing the green investments made by investee companies, e.g. for a transition to a green economy.
- **operational expenditure** (OpEx) reflecting green operational activities of investee companies.

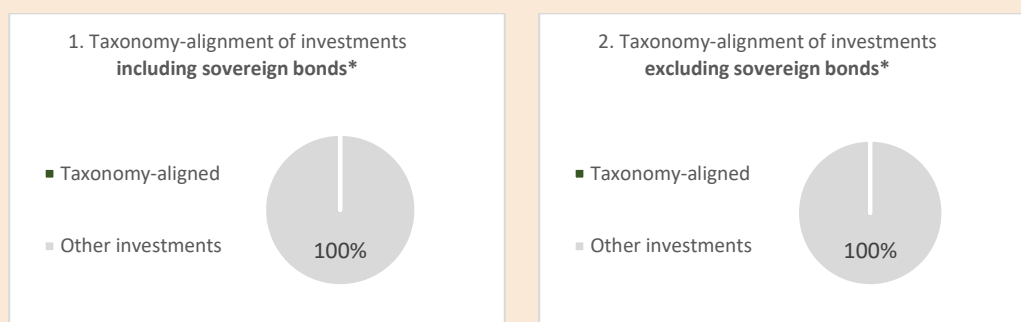


To what minimum extent are sustainable investments with an environmental objective aligned with the EU Taxonomy?

Not applicable.

The proportion of investments in the Fund which are aligned with the EU Taxonomy is 0%. Although the EU Taxonomy provides an ambitious framework to determine the environmental sustainability of economic activities, the EU Taxonomy does not comprehensively cover all industries and sectors, or all environmental objectives. The Investment Manager uses its own methodology to determine whether investments selected for the Fund are environmentally sustainable in accordance with the SFDR rules.

The two graphs below show in green the minimum percentage of investments that are aligned with the EU Taxonomy. As there is no appropriate methodology to determine the Taxonomy-alignment of sovereign bonds, the first graph shows the Taxonomy alignment in relation to all the investments of the financial product including sovereign bonds, while the second graph shows the Taxonomy alignment only in relation to the investments of the financial product other than sovereign bonds.*



* For the purpose of these graphs, 'sovereign bonds' consist of all sovereign exposures

What is the minimum share of investments in transitional and enabling activities?

The proportion of investments in the Fund which are aligned with the Taxonomy is expected to be 0%.



What is the minimum share of sustainable investments with an environmental objective that are not aligned with the EU Taxonomy?

As noted previously, the Fund aims to have a minimum share of 90% sustainable investments. Although the Investment Manager does not target a specific allocation, it is expected that there will be a minimum of 25% invested in investments with an environmental objective and 25% in investments with a social objective.

Enabling activities directly enable other activities to make a substantial contribution to an environmental objective.

Transitional activities are activities for which low-carbon alternatives are not yet available and among others have greenhouse gas emission levels



are sustainable investments with an environmental objective that **do not take into account the criteria** for environmentally sustainable economic activities under the EU Taxonomy.

Reference benchmarks are indexes to measure whether the financial product attains the sustainable investment objective.



What is the minimum share of sustainable investments with a social objective?

As noted previously, the Fund aims to have a minimum share of 90% sustainable investments. Although the Investment Manager does not target a specific allocation, it is expected that there will be a minimum of 25% invested in investments with an environmental objective and 25% in investments with a social objective



What investments are included under “#2 Not sustainable”, what is their purpose and are there any minimum environmental or social safeguards ?

The remaining assets may include investments for certain specific purposes such as hedging or liquidity (i.e. cash/cash equivalents and temporary holdings of index derivatives) and which, in order to ensure that they do not prevent the financial product from attaining its sustainable investment objective, have to meet minimum environmental or social safeguards including that they do no significant harm and align with the OECD Guidelines for Multinational Enterprises and the UN Guiding Principles on Business and Human Rights, where relevant.



Is a specific index designated as a reference benchmark to meet the sustainable investment objective?

Not applicable

- ***How does the reference benchmark take into account sustainability factors in a way that is continuously aligned with the sustainable investment objective?***

Not applicable

- ***How is the alignment of the investment strategy with the methodology of the index ensured on a continuous basis?***

Not applicable

- ***How does the designated index differ from a relevant broad market index?***

Not applicable

- ***Where can the methodology used for the calculation of the designated index be found?***

Not applicable



Where can I find more product specific information online?

More product-specific information can be found at <https://www.janushenderson.com/en-lu/investor/eu-esg-horizon-sustainable-future-technologies-fund/>

Further information as to how Janus Henderson approach ESG, including Janus Henderson's "ESG Investment Policy", can be found in the "About Us –Environmental, Social and Governance (ESG)" section of the website at www.janushenderson.com.

**Template pre-contractual disclosure for the financial products referred to in
Article 9, paragraphs 1 to 4a, of Regulation (EU) 2019/2088 and Article 5, first paragraph,
of Regulation (EU) 2020/852**

Product name: US Sustainable Equity Fund

Legal entity identifier:213800IO8UPHJ5RO8R12

Environmental and/or social characteristics

Does this financial product have a sustainable investment objective?

<input checked="" type="radio"/> <input checked="" type="radio"/> <input checked="" type="checkbox"/> Yes	<input type="radio"/> <input type="radio"/> <input type="checkbox"/> No
<input checked="" type="checkbox"/> It will make a minimum of sustainable investments with an environmental objective: 25% <div> <input type="checkbox"/> in economic activities that qualify as environmentally sustainable under the EU Taxonomy </div> <div> <input checked="" type="checkbox"/> in economic activities that do not qualify as environmentally sustainable under the EU Taxonomy </div>	<input type="checkbox"/> It promotes Environmental/Social (E/S) characteristics and while it does not have as its objective a sustainable investment, it will have a minimum proportion of ____% of sustainable investments <div> <input type="checkbox"/> with an environmental objective in economic activities that qualify as environmentally sustainable under the EU Taxonomy </div> <div> <input type="checkbox"/> with an environmental objective in economic activities that do not qualify as environmentally sustainable under the EU Taxonomy </div> <div> <input type="checkbox"/> with a social objective </div>
<input checked="" type="checkbox"/> It will make a minimum of sustainable investments with a social objective: 25%	<input type="checkbox"/> It promotes E/S characteristics, but will not make any sustainable investments

● **What is the sustainable investment objective of this financial product?**

The Fund's investment objective aims to provide capital growth over the long term by investing in US companies that contribute to the development of a sustainable economy across environmental and social themes such as cleaner energy, water management and sustainable transport. The Fund does not use a reference benchmark to meets its sustainable investment objective.

● **What sustainability indicators are used to measure the attainment of the sustainable investment objective of this financial product?**

Sustainable investment means an investment in an economic activity that contributes to an environmental or social objective, provided that the investment does not significantly harm any environmental or social objective and that the investee companies follow good governance practices.

The **EU Taxonomy** is a classification system laid down in Regulation (EU) 2020/852, establishing a list of **environmentally sustainable economic activities**. That Regulation does not lay down a list of socially sustainable economic activities. Sustainable investments with an environmental objective might be aligned with the Taxonomy or not.



Sustainability indicators measure how the sustainable objectives of this financial product are attained.

1. The Investment Manager uses selection criteria to ensure that the Fund invests only in companies that derive at least 50% of their current or future expected revenues from goods and services within the Investment Manager's sustainable development themes, as set out below:

- Efficiency
- Cleaner energy
- Water management
- Environmental services
- Sustainable transport
- Sustainable property & finance
 - Safety
 - Quality of life
 - Knowledge & technology
 - Health

2. Carbon - Carbon Intensity Scope 1&2

This represents the company's most recently reported or estimated Scope 1 + Scope 2 greenhouse gas emissions normalized by sales, which allows for comparison between companies of different sizes.

3. Carbon - Carbon Footprint Scope 1&2

This represents the company's most recently reported or estimated Scope 1 + Scope 2 greenhouse gas emissions (if available). Scope 1 emissions are those from sources owned or controlled by the company, typically direct combustion of fuel as in a furnace or vehicle. Scope 2 emissions are those caused by the generation of electricity purchased by the company.

4. Overall UNGC Compliance Status

2. ESG Exclusionary screens

Including alcohol, fossil fuel extraction and refining, non-medical animal testing, armaments, fossil fuel power generation, fur, gambling, chemicals of concern, genetic engineering, pornography, intensive farming, tobacco, nuclear power, and meat and dairy production.

Details of how the sustainable investments do not cause significant harm to any environmental or social sustainable investment objectives, and the policy to assess good governance practices of the investee companies, are included below.

● ***How do sustainable investments not cause significant harm to any environmental or social sustainable investment objective?***

The sustainable investments do no significant harm to any environmental or social sustainable investment objective by considering certain principal adverse impacts and aligning with the OECD Guidelines for Multinational Enterprises and the UN Guiding Principles on Business and Human Rights

— ***How have the indicators for adverse impacts on sustainability factors been taken into account?***

The Investment Manager uses a number of sources/methods to consider the mandatory indicators for principal adverse impacts on sustainability factors ("PAIs") under the EU Sustainable Finance Disclosure Regulation (SFDR), to determine that its sustainable investments do not cause significant harm to relevant environmental or social objectives. Depending on the indicator, the Investment Manager uses one or more of the following approaches:

1. Each underlying investment's activities and reported metrics are screened against significant harm criteria defined by JHI referring to the relevant mandatory PAIs set out under SFDR, dependant on the company's performance relative to pre-set house level exclusionary criteria (which may be quantitative or qualitative in nature).
2. Operational ESG assessment - company specific ESG issues are identified and their overall level of exposure to material impacts and risks are assessed against ongoing remediation of those risks.

Full details of how the Investment Managers considers the PAIs are available at:

<https://www.janushenderson.com/en-lu/investor/eu-esg-us-sustainable-equity-fund/>

As at the date of this Prospectus, the Investment Manager considers the mandatory indicators for PAIs as follows:


GHG Emissions	<p>Issuers are excluded if they derive more than 5% of their revenue from fossil fuel extraction and refining, and fossil fuel power generation.</p> <p>Companies that derive revenues that generate high carbon emissions or exploit non-renewable resources, either directly or in their supply chain are excluded, unless the company can demonstrate an outstandingly positive response toward environmental and social concerns. This includes industries such as cement, fishing, mining, palm oil and timber.</p> <p>When the activity relates to a company's operations, the Investment Manager will seek to gain comfort that the company is taking action to improve its performance or is managing it in an exemplary fashion.</p> <p>Any company with a persistent record of misconduct relating to GHG emissions will be excluded unless there is clear evidence of significant progress.</p> <p>The Investment Manager aims to maintain a carbon footprint and carbon intensity that is at least 20% below the MSCI World Index, primarily through the exclusion of high emitting sectors, the consideration of carbon emissions as part of the pre-investment ESG analysis, and the engagement program with portfolio companies in which the investment Manager prioritises climate strategy and emissions reductions.</p>
Carbon Footprint	
GHG Intensity of Investee Companies	
Exposure to companies active in fossil fuel sector	
Share of Non-Renewable energy consumption and production	<p>As part of the pre-investment ESG assessment, where data is available, the Investment Manager reviews a company's proportion of non-renewable energy consumption and production. The Investment Manager seeks to engage to improve performance wherever data is not available, or wherever the proportion of non-renewable energy consumed or produced is more than 20% above the benchmark average for the sector.</p>
Energy Consumption intensity per high impact climate sector	<p>As part of the pre-investment ESG assessment for investments in companies in high impact climate sectors, where data is available, the Investment Manager reviews a company's energy consumption. The Investment Manager seeks to engage to improve performance wherever data is not available, or wherever energy consumption is more than 20% above the benchmark average for the sector.</p>
Activities negatively affecting bio diversity sensitive areas	<p>The Investment Manager avoids investing in sectors and companies with exposure to activities that have high risk with regard to negative impacts on biodiversity, including chemicals of concern, animal testing, the sale of fur, meat & dairy, and intensive farming at a 5% threshold. The Investment Manager also avoids investment in palm oil, timber, fishing, and mining which is avoided subject to a 5% threshold unless the company can demonstrate an outstanding positive response to environmental and social concerns as part of the pre-investment ESG assessment.</p>
Emissions to water	<p>The Investment Manager will engage if water emissions are deemed material and the relevant metric is not reported or if the reported data is of insufficient quality. A review of recent controversies is included in the assessment. The Investment Manager's process is as follows:</p>

		<p>1) The dedicated sustainability analyst assesses if water emissions is material to the sub-sector/company in question</p> <p>2) The data, including reporting to CDP on water, is flagged as part of the internal data monitoring</p> <p>3) A data quality check is conducted</p> <p>4) If there is no disclosure, if data quality is deemed insufficient, or if a material outstanding controversy is deemed unresolved, the Investment Manager will engage</p>	
	Hazardous waste ratio	<p>The Investment Manager will engage if hazardous waste ratio is deemed material, if the relevant metric is not reported, or if the reported data is of insufficient quality. An assessment of recent controversies is included in the assessment. The Investment Manager's process is as follows:</p> <p>1) The dedicated sustainability analyst assesses if hazardous waste is material to the sub-sector/company in question</p> <p>2) The data is flagged as part of the internal data monitoring</p> <p>3) A data quality check is conducted</p> <p>4) If there is no disclosure, if data quality is deemed insufficient, or if a material outstanding controversy is deemed unresolved, the Investment Manager will engage</p>	
	Violations of UN Global Compact principles and Organisation for Economic Cooperation and Development (OECD) Guidelines for Multinational Enterprises	Issuers are excluded if they have failed align with the OECD Guidelines for Multinational Enterprises or failed to comply with the UN Global Compact Principles.	
	Lack of processes and compliance mechanisms to monitor compliance with UN Global Compact principles and OECD Guidelines for Multinational Enterprises	<p>Violators are excluded as noted above.</p> <p>The Investment Manager also monitors a UNGC watchlist and engages with companies if they are included on the UNGC watchlist for non-compliance.</p>	
	Unadjusted gender pay gap	<p>The Investment Manager will engage if a company fails to report on this metric, or if the reported data is of insufficient quality.</p> <p>The Investment Manager's process is as follows:</p> <p>1) The dedicated sustainability analyst identified any recent controversies regarding gender-related discriminatory pay practices</p> <p>2) The data is flagged as part of the internal data monitoring</p> <p>3) A data quality check is conducted</p> <p>4) If there is no disclosure, if data quality is deemed insufficient, or if a material outstanding controversy is deemed unresolved, the Investment Manager will engage"</p>	
	Board gender diversity	The Investment Manager engages with companies whose boards flag as under 30% female or are homogenously gendered.	
	Exposure to controversial weapons (anti- personnel mines, cluster munitions, chemical weapons and biological weapons)	Investment is not permitted in entities involved in the current manufacture of, or minority shareholding of 20% or greater in a manufacturer of controversial weapons, namely: (i) Cluster munitions; (ii) Anti-Personnel mines; (iii) Chemical weapons; (iv) Biological weapons.	

Principal adverse impacts are the most significant negative impacts of investment decisions on sustainability factors relating to environmental, social and employee matters, respect for human rights, anti-corruption and anti-bribery matters.

How are the sustainable investments aligned with the OECD Guidelines for Multinational Enterprises and the UN Guiding Principles on Business and Human Rights

Screens are applied to avoid investing in issuers if the Investment Manager considers they have failed to align with the OECD Guidelines for Multinational Enterprises; and the UN Guiding Principles on Business and Human Rights, including the principles and rights set out in the eight fundamental conventions identified in the Declaration of the International Labour Organisation on Fundamental Principles and Rights at Work and the International Bill of Human Rights. If an issuer already held in the fund breaches the screen it will be divested within 90 days unless a continued investment case can be made which would need to be agreed by the ESG Oversight Committee. This could be for example if the screening data provider is believed to have based the assessment on incorrect information.



Does this financial product consider principal adverse impacts on sustainability factors?

☒ Yes
☐ No

As at the date of this Prospectus, the Investment Manager considers the following principal adverse impacts on sustainability factors:

Principle Adverse Impact	How is PAI considered?
GHG Emissions	Exclusionary screens
Carbon Footprint	Exclusionary screens
GHG Intensity of Investee Companies	Exclusionary screens
Exposure to companies active in fossil fuel sector	Exclusionary screens
Violations of UN Global Compact principles and Organisation for Economic Cooperation and Development (OECD) Guidelines for Multinational Enterprises	Exclusionary screens
Exposure to controversial weapons (anti- personnel mines, cluster munitions, chemical weapons and biological weapons)	Exclusionary screens

Please see the Fund's SFDR website disclosures at: <https://www.janushenderson.com/en-lu/investor/eu-esg-us-sustainable-equity-fund/>

for further details on the current approach adopted and PAIs considered.

The Investment Manager will make information available on how the Fund has considered PAIs in the Fund's periodic report.



The investment strategy guides investment decisions based on factors such as investment objectives and risk tolerance.

■ What investment strategy does this financial product follow?

This Fund seeks capital growth through investment in the US equity market and specifically through exposure to US companies, whose products and services have a positive impact on the environment or society, thereby contributing to the development of a sustainable global economy.

The binding elements of the investment strategy described below are implemented as exclusionary screens which are coded into the compliance module of the Investment Manager's order management system, or otherwise integrated within the investment selection and monitoring process utilising third-party data provider(s) and internal proprietary research on an ongoing basis.

The exclusionary screens are implemented on both a pre and post trade basis enabling the Investment Manager to block any proposed transactions in an excluded security and identify any changes to the status of holdings when third-party data is periodically updated.

Periodic desk reviews are undertaken to: review and validate the application of positive screens including revenue mapping to sustainability themes and to review the validity of thematic mapping to the sustainability themes; validate the application of negative screens utilised by the strategy; and to verify engagement activity including the application of formal action plan completion or tracking as relevant. The results of these periodic reviews are reported to an oversight committee including any necessary escalations where additional stakeholder views are necessary.

■ *What are the binding elements of the investment strategy used to select the investments to attain the sustainable investment objective?*

An investment is considered a sustainable investment only if it meets all three of the requirements below:

1. based on revenue mapping to the Investment Manager's themes, it contributes to an environmental or social objective;
2. it does not cause significant harm to any environmental or social sustainable investment objective; and
3. it follows good governance practices.

The Fund's investment universe is determined by the application of binding positive screening criteria based on the sustainable investment themes of the Investment Manager noted previously. The Investment Manager uses a proprietary methodology to ensure that companies the Fund invests in derive at least 50% of their current or future expected revenues from goods and services aligned with these sustainability themes and as noted above, has a process in place to determine that its sustainable investments don't significantly harm other relevant environmental or social objectives.

The Investment Manager aims to maintain a carbon footprint and carbon intensity that is at least 20% below the S&P 500.

In addition, the Investment Manager applies screens to exclude direct investment in corporate issuers based on their involvement in certain activities. Specifically, issuers are excluded if they derive more than 5% of their revenue from production of alcohol, fossil fuel extraction and refining, non-medical animal testing, armaments, fossil fuel power generation, fur, gambling, chemicals of concern, genetic engineering, pornography, intensive farming, tobacco, nuclear power, and meat and dairy production.

The Fund also applies the Firmwide Exclusions Policy (the "Firmwide Exclusions Policy"), which includes controversial weapons:

This applies to all the investment decisions made by the Management Company or Investment Manager. The Firmwide Exclusions Policy may be updated from time to time.

Presently, investment is not permitted in entities involved in the current manufacture of, or minority shareholding of 20% or greater in a manufacturer of controversial weapons, namely:

- (i) Cluster munitions;
- (ii) Anti-Personnel mines;

Good governance practices include sound management structures, employee relations, remuneration of staff and tax compliance.

- (iii) Chemical weapons;
- (iv) Biological weapons.

Classification of issuers is primarily based on activity identification fields supplied by our third-party ESG data providers. This classification is subject to an investment research override in cases where sufficient evidence exists that the third-party data field is not accurate or appropriate. In any scenario where a portfolio position is identified as not meeting this exclusion criteria for any reason (legacy holding, transition holding, etc.) the Investment Manager shall be granted 90 days to review or challenge the classification of the issuer if appropriate. After this period, in the event an investment research override is not granted divestment is required immediately under normal market trading circumstances.

The Investment Manager anticipates that the negative screening will decrease the Fund's investment universe by at least 20%.

The Investment Manager may invest in companies that would be excluded by the screens described above if the Investment Manager believes, based on its own research and as approved by its ESG Oversight Committee, that the third-party data used to apply the exclusions is insufficient or inaccurate.

The Investment Manager may consider that the data is insufficient or inaccurate if, for example, the third-party data provider research is historic, vague, based on out of date sources, or the investment manager has other information to make them doubt the accuracy of the research.

If the Investment Manager wishes to challenge the third-party data, then the challenge is presented to a cross-functional ESG Oversight Committee who must sign off on the "override" of the third-party data.

If a third party data provider does not provide research on a specific issuer or excluded activity, the Investment Manager may invest if, through its own research, it is satisfied that the issuer is not involved in the excluded activity

● ***What is the policy to assess good governance practices of the investee companies?***

The companies in which investments are made are assessed by the Investment Manager to follow good governance practices.

The good governance practices of investee companies are assessed prior to making an investment and periodically thereafter in accordance with the Sustainability Risk Policy ("Policy").

The Policy sets minimum standards against which investee companies will be assessed and monitored by the Investment Manager prior to making an investment and on an ongoing basis. Such standards may include, but are not limited to, sound management structures, employee relations, remuneration of staff and tax compliance. The Investment Manager attaches particular importance to the assessment of corporate culture, values, business strategy, board composition and diversity, tax transparency, audit, controls and remuneration. Generally accepted corporate governance standards may be adjusted for smaller organisations or to take account of local governance standards where appropriate at the discretion of the Investment Manager.

The Policy can be found incorporated within Janus Henderson's "ESG Investment Policy" in the "About Us - Environmental, Social and Governance(ESG)" section of the website at www.janushenderson.com.

In addition, the Investment Manager is a signatory to the UN Principles for Responsible Investment (UNPRI). As a signatory, the good governance practices of investee companies are also assessed by having regard to the UNPRI principles prior to making an investment and periodically thereafter.

Asset allocation describes the share of investments in specific assets.

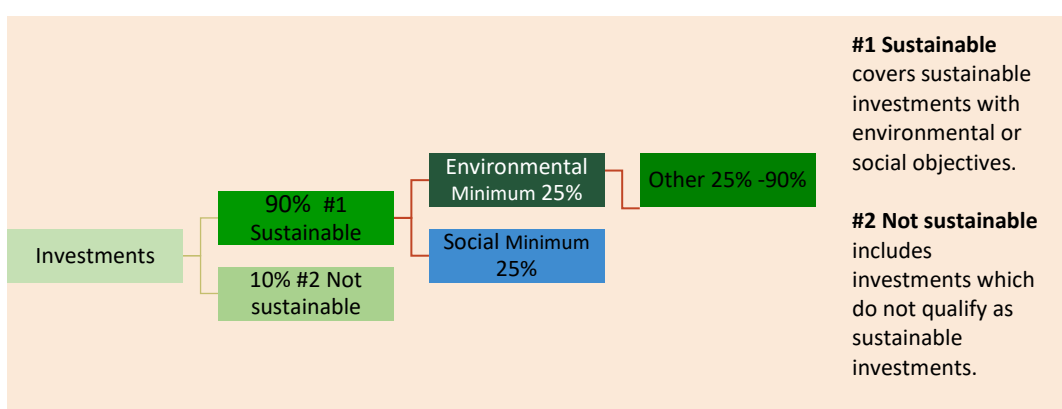


What is the asset allocation and the minimum share of sustainable investments?

A minimum of 90% of the investments of the financial product are expected to meet the sustainable investment objective of the financial product.

The Investment Manager's Sustainable Investment Approach includes revenue mapping to environmental and social themes to determine whether an investment contributes to an environmental or social objective. The Fund will have a minimum of 25% invested in sustainable investments with an environmental objective and 25% in sustainable investments with a social objective.

The remaining assets may include investments for certain specific purposes such as hedging or liquidity (i.e. cash/cash equivalents and temporary holdings of index derivatives) and which, in order to ensure that they do not prevent the financial product from attaining its sustainable investment objective, have to meet minimum environmental or social safeguards including that they do no significant harm and align with the OECD Guidelines for Multinational Enterprises and the UN Guiding Principles on Business and Human Rights, where relevant.



● *How does the use of derivatives attain the sustainable investment objective?*

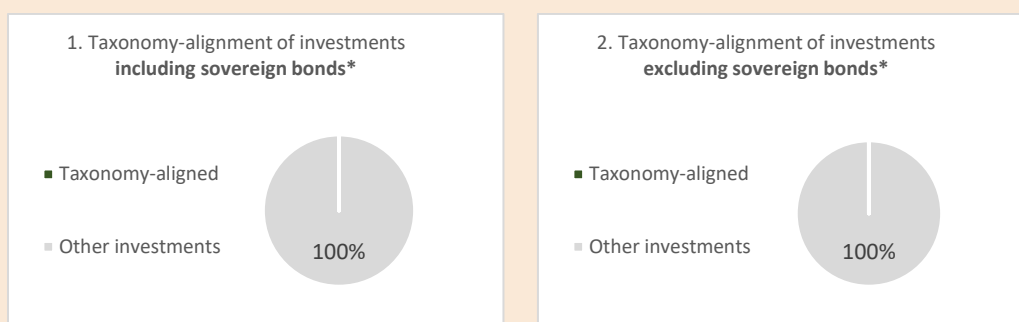
Not applicable - the Fund does not use derivatives to attain its environmental or social characteristics.



To what minimum extent are sustainable investments with an environmental objective aligned with the EU Taxonomy?

Not applicable. The proportion of investments in the Fund which are aligned with the EU Taxonomy is 0%. Although the EU Taxonomy provides an ambitious framework to determine the environmental sustainability of economic activities, the EU Taxonomy does not comprehensively cover all industries and sectors, or all environmental objectives. The Investment Manager uses its own methodology to determine whether investments selected for the Fund are environmentally sustainable in accordance with the SFDR rules.

The two graphs below show in green the minimum percentage of investments that are aligned with the EU Taxonomy. As there is no appropriate methodology to determine the Taxonomy-alignment of sovereign bonds, the first graph shows the Taxonomy alignment in relation to all the investments of the financial product including sovereign bonds, while the second graph shows the Taxonomy alignment only in relation to the investments of the financial product other than sovereign bonds.*



* For the purpose of these graphs, 'sovereign bonds' consist of all sovereign exposures

What is the minimum share of investments in transitional and enabling activities?

The proportion of investments in the Fund which are aligned with the Taxonomy is expected to be 0%.



What is the minimum share of sustainable investments with an environmental objective that are not aligned with the EU Taxonomy?

As noted previously, the Fund aims to have a minimum share of 90% sustainable investments. Although the Investment Manager does not target a specific allocation, it is expected that there will be a minimum of 25% invested in investments with an environmental objective and 25% in investments with a social objective.



What is the minimum share of sustainable investments with a social objective?

As noted previously, the Fund aims to have a minimum share of 90% sustainable investments. Although the Investment Manager does not target a specific allocation, it is expected that there will be a minimum of 25% invested in investments with an environmental objective and 25% in investments with a social objective.

Enabling activities directly enable other activities to make a substantial contribution to an environmental objective.

Transitional activities are activities for which low-carbon alternatives are not yet available and among others have greenhouse gas emission levels



are sustainable investments with an environmental objective that **do not take into account the criteria** for environmentally sustainable economic activities under the EU Taxonomy.



What investments are included under “#2 Not sustainable”, what is their purpose and are there any minimum environmental or social safeguards?

The remaining investments are expected to be derivatives used for hedging or efficient portfolio management purposes and cash held for liquidity purposes. No minimum environmental or social safeguards are applied to such investments.



Is a specific index designated as a reference benchmark to meet the sustainable investment objective?

Not applicable

- **How does the reference benchmark take into account sustainability factors in a way that is continuously aligned with the sustainable investment objective?**

Not applicable

- **How is the alignment of the investment strategy with the methodology of the index ensured on a continuous basis?**

Not applicable

- **How does the designated index differ from a relevant broad market index?**

Not applicable

- **Where can the methodology used for the calculation of the designated index be found?**

Not applicable

Reference benchmarks are indexes to measure whether the financial product attains the sustainable investment objective.



Where can I find more product specific information online?

More product-specific information can be found at:

<https://www.janushenderson.com/en-lu/investor/eu-esg-us-sustainable-equity-fund/>

Further information as to how Janus Henderson approach ESG, including Janus Henderson's "ESG Investment Policy", can be found in the "About Us –Environmental, Social and Governance (ESG)" section of the website at **www.janushenderson.com**.