

The Directors of Jupiter Asset Management Series plc whose names appear on page v accept responsibility for the information contained in this Prospectus. To the best of the knowledge and belief of the Directors (who have taken all reasonable care to ensure that such is the case) the information contained in this Prospectus is in accordance with the facts and does not omit anything likely to affect the import of such information.

---

**JUPITER ASSET MANAGEMENT SERIES PLC**

An investment company with variable capital incorporated with limited liability in Ireland with registered number 271517, established as an umbrella fund with segregated liability between funds and authorised pursuant to the European Communities (Undertakings for Collective Investment in Transferable Securities) Regulations 2011, as amended

---

**PROSPECTUS**

---

Dated 30 November 2022

**THIS IS A CONSOLIDATED PROSPECTUS CONSISTING OF THE PROSPECTUS NOTED BY CENTRAL BANK OF IRELAND ON 30 NOVEMBER 2022 AND ADDITIONAL INFORMATION FOR INVESTORS IN AUSTRIA, LUXEMBOURG AND UNITED KINGDOM NOTED BY THE CENTRAL BANK OF IRELAND ON 14 JULY 2023.**

**THIS CONSOLIDATED PROSPECTUS DATED 04 OCTOBER 2023 DOES NOT CONSTITUTE A PROSPECTUS FOR THE PURPOSES OF IRISH APPLICABLE LAW AND IS SOLELY FOR USE IN RELATION TO INVESTORS IN AUSTRIA, LUXEMBOURG, AND UNITED KINGDOM.**

Distribution of this Prospectus is not authorised unless it is accompanied by a copy of the latest annual report and, if published thereafter, the latest half-yearly report.

---

**THIS PROSPECTUS CONTAINS IMPORTANT INFORMATION ABOUT JUPITER ASSET MANAGEMENT SERIES PLC AND SHOULD BE READ CAREFULLY BEFORE INVESTING. IF YOU HAVE QUESTIONS ABOUT THE CONTENTS OF THIS PROSPECTUS OR THE SUITABILITY OF AN INVESTMENT IN JUPITER ASSET MANAGEMENT SERIES PLC FOR YOU, YOU SHOULD CONSULT YOUR BANK MANAGER, LEGAL ADVISER, ACCOUNTANT OR OTHER FINANCIAL ADVISER.**

*Certain terms used in this Prospectus are defined in “Definitions” section of this Prospectus.*

### **The Central Bank Authorisation**

**Jupiter Asset Management Series plc (the “Company”) has been authorised by the Central Bank as a UCITS within the meaning of the Regulations. The authorisation of the Company as a UCITS by the Central Bank is not an endorsement or guarantee of the Company by the Central Bank nor is the Central Bank responsible for the contents of this Prospectus.**

**The authorisation of the Company by the Central Bank shall not constitute a warranty as to the performance of the Company and the Central Bank shall not be liable for the performance or default of the Company.**

### **Reliance on this Prospectus and KIID access**

*In deciding whether to invest in the Company, investors should rely on information in this Prospectus, the relevant Key Investor Information Document (“KIID”), and the Company’s most recent annual and/or semi-annual reports.*

*Because the Prospectus and KIID may be updated from time to time, investors should make sure that they have the most recent versions available.*

### **Segregated Liability**

*The Company has segregated liability between its Funds and accordingly, any liability incurred on behalf of or attributable to any Fund shall be discharged solely out of the assets of that Fund.*

### **Investment Risks**

*There can be no assurance that a Fund will achieve its investment objective. An investment in a Fund involves investment risks, including possible loss of the amount invested. In view of the fact that an initial charge may be payable on a subscription for Shares, a contingent deferred sales charge may be payable on a redemption within a period of four years after subscribing for Shares and a redemption charge may be payable on a redemption of Shares by an investor in a Fund an investment in a Fund should be regarded as a medium to long term investment. Any redemption charge shall not exceed 3 per cent. of the redemption price paid for Shares of a Fund. A dilution adjustment may also be payable on subscriptions for and redemptions of Shares. Details of certain investment risks and other information for an investor are set out more fully in this Prospectus. An investment in a Fund which invests in Emerging Markets may be subject to higher liquidity and volatility risks and investment in a Fund which invests predominantly in a single market may involve a higher degree of concentration risk than an investment in a Fund with a more diversified investment policy and the risk factors set out in the section of the Prospectus entitled “Risk Factors” in relation to this should be read carefully before making an application for Shares.*

**Neither the Company, the Manager nor any of their respective subsidiaries, affiliates, associates, agents or delegates, guarantees the performance, or any future return, of any Fund. Past performance is not necessarily a guide to future performance. Investment in a Fund may not be suitable for all investors. The price of the Shares may fall as well as rise. Investors should make their own risk assessment. If you are in doubt, please seek independent professional financial advice. Investors should ensure that they fully understand the risks associated with the Company and the Funds before making an investment.**

## **Selling Restrictions**

*The distribution of this Prospectus and the offering or purchase of the Shares may be restricted in certain jurisdictions. No persons receiving a copy of this Prospectus or the accompanying application form in any such jurisdiction may treat this Prospectus or such application form as constituting an invitation to them to subscribe for Shares, nor should they in any event use such application form, unless in the relevant jurisdiction such an invitation could lawfully be made to them and such application form could lawfully be used without compliance with any registration or other legal requirements. Accordingly, this Prospectus does not constitute an offer or solicitation by anyone in any jurisdiction in which such offer or solicitation is not lawful or in which the person making such offer or solicitation is not qualified to do so or to anyone to whom it is unlawful to make such offer or solicitation. It is the responsibility of any persons in possession of this Prospectus and any persons wishing to apply for Shares pursuant to this Prospectus to inform themselves of, and to observe, all applicable laws and regulations of any relevant jurisdiction. Prospective applicants for Shares should inform themselves as to the legal requirements of so applying and any applicable exchange control regulations and taxes in the countries of their respective citizenship, residence or domicile.*

*Notwithstanding anything else in this Prospectus, the Investment Manager or the relevant Investment Adviser shall not solely or mechanistically rely on credit ratings in determining the credit quality of an issuer or counterparty.*

### **United Kingdom**

*The Financial Conduct Authority in the United Kingdom granted the Company the status of a “recognised scheme” for the purposes of section 264 of the Financial Services and Markets Act 2000 as amended (the “Act”). The Company is therefore authorised by the Financial Conduct Authority to offer and distribute Shares in the Funds on a commercial basis in the United Kingdom.*

*The promotion of the Company in the United Kingdom by persons authorised to conduct investment business in the United Kingdom under the Act is not subject to the restrictions contained in section 238 of the Act. The Company will provide such facilities in the United Kingdom as are required by the Collective Investment Scheme Sourcebook published by the Financial Conduct Authority regulations governing such schemes.*

### **United States**

*The Shares have not been and will not be registered under the US Securities Act of 1933, as amended, and the Company has not been and will not be registered under the US Investment Company Act of 1940, as amended. Accordingly the Shares may not be offered or sold, directly or indirectly, in the US or to any US Person except pursuant to an exemption from, or in a transaction not subject to the requirements of the US Securities Act of 1933, as amended, and the US Investment Company Act of 1940, as amended. The Shares have not been approved by the United States Securities and Exchange Commission, any state securities commission or other U.S. regulatory authority, nor have any of the foregoing authorities passed upon or endorsed the merits of this offering or the accuracy or adequacy of these offering materials. Any representation to the contrary is unlawful.*

*Applicants will be required to certify that they are not US Persons and will be required to declare whether they are Irish Residents.*

### **Australia**

*The Company, the Funds and the Prospectus are not and will not be registered with the Australian Securities and Investments Commission (“ASIC”) and they are not regulated by ASIC under the Corporations Act. Accordingly, this Prospectus is not required to, and does not, contain all of the information which would be required to be set out in an Australian regulated product disclosure statement or a prospectus under the Corporations Act 2001 (cth) (“Corporations Act”).*

*Neither the Company nor the Manager hold an Australian financial services licence which authorises it to issue the Shares or provide financial product advice. No cooling off regime applies to an acquisition of the Shares.*

*No financial product advice is provided in the documentation related to this offer, including this Prospectus, and nothing in the documentation should be taken to constitute a recommendation or*

*statement of opinion that is intended to influence you in making a decision to participate in the offer of Shares. Any information contained in the documentation is general information only and does not take into account the objectives, financial situation or needs of any particular person.*

*Before acting on the information contained in the documentation, or making a decision to participate in the offer of Shares, you should consider seeking professional financial product advice from an independent licensed person to give such advice and determine whether an investment in the Shares is suitable for you having regard to your objectives, financial situation and needs.*

## **Brunei**

### **A. Prospectus Requirements**

*1. The Prospectus for the Shares has not been filed with Autoriti Monetari Brunei Darussalam (the "Authority") and declared to be effective under the Securities Market Order, 2013 ("SMO"). Under Section 116 SMO, a person shall not make an offer to sell or to sell securities in Brunei Darussalam through a public offering unless a compliant registration statement and form of prospectus have been filed with the Authority and declared to be effective.*

*2. Under Section 117 SMO, the requirement to file a registration statement and a form of prospectus will not apply, if the offering is, inter alia, considered an exempt transaction if the sale of securities to any number of the specific classes of investors who are either an accredited investor, an expert investor or an institutional investor as defined in Section 20 SMO and such other persons as the Authority may by regulations determine as qualified buyers. Presently, Section 20 SMO designates and defines an accredited investor, an expert investor and an institutional investor as specific classes of investors for this purpose.*

*3. Accordingly, this Prospectus and any other document, circular, notice or other material issued in connection with the offer for sale, or invitation for subscription or purchase of the Shares may not be issued, distributed, circulated or published to the public or any member of the public and the Shares may not be offered for sale or sold to any member of the public.*

### **B. Marketing and Selling Restrictions**

*Dealing in investments, arranging deals in investments, managing securities and the giving of investment advice are regulated activities under the SMO. Unless exempted, such regulated activities may only be carried out in Brunei by a person who holds a capital market services licence issued by the Authority or such regulated activities have been specifically exempted.*

## **China**

*No invitation to offer, or offer for, or sale of, the Shares will be made to the public in the People's Republic of China (the "PRC") (which, for such purposes, does not include the Hong Kong or Macau Special Administrative Regions or Taiwan) or by any means that would be deemed public under the laws and regulations of the PRC. Information contained herein may not be wholly or partially reproduced, distributed, circulated, disseminated or published to the general public in the PRC in any form by any recipient for any purpose without the prior written consent of the Manager.*

*The information relating to Shares contained in this Prospectus has not been, and will not be, submitted to or approved/verified by or registered with the China Securities Regulatory Commission (the "CSRC") nor any other relevant governmental authority in the PRC, and may not be supplied to the public in the PRC or used in connection with any offer for the subscription or sale of Shares to the public in the PRC. This Prospectus does not constitute an offer to sell or the solicitation of an offer to buy any securities by the public in the PRC.*

*Potential PRC investors are responsible for obtaining all relevant licenses/approvals from the relevant government authorities in the PRC, including but not limited to the CSRC, the State Administration of Foreign Exchange and complying with all relevant PRC regulations, including but not limited to all relevant foreign exchange regulations and/or foreign investment regulations, before purchasing Shares.*

## **Indonesia**

*Each Prospectus and KIID neither constitutes an offer nor solicitation to any Indonesian citizens, nationals or corporations, wherever located, or entities or residents in Indonesia ("Indonesian Citizens") in a manner which constitutes a public offer under the laws and regulations of Indonesia. Each*

*Prospectus and KIID may not be photocopied, reproduced, published or distributed, in whole or in part, while in Indonesia or to the Indonesian citizens in a manner which constitutes a public offer under the laws and regulations of Indonesia. The Directors, the Investment Manager, the Distributor, the Manager, the Administrator and the Depositary and their respective affiliates, officers, directors and shareholders, employees and agents disclaim any responsibility for any copy of the Prospectus and the KIIDs that have been improperly photocopied, reproduced, published or distributed in Indonesia or to the Indonesian Citizens.*

*The Funds will not be offered or sold, directly or indirectly, in Indonesia or to Indonesian citizens in a manner which constitutes a public offering under the laws and regulations of Indonesia.*

#### **India**

*This Prospectus is not to be construed as a prospectus or advertisement or a public offering of the Shares in India. This Prospectus is not intended to be issued in circumstances which would constitute an offering to the public within the meaning of Indian Companies Act, 2013, as amended, the Securities and Exchange Board of India (Issue of Capital and Disclosure Requirements) Regulations, 2018, and other applicable Indian law for the time being in force. This Prospectus will not be distributed or circulated in India. Neither this Prospectus nor the Shares have been registered or approved by the Securities and Exchange Board of India or any other Indian regulatory authority so as to permit an offering of the Shares under Indian law (including the Companies Act, 1956, the Companies Act, 2013, the Securities and Exchange Board of India Act, 1992 and all subordinate legislation thereunder). No specific permission from the Reserve Bank of India or any other legal or regulatory authority under the Foreign Exchange Management Act, 1999 has been obtained for the offer of or the subscription for the Shares. Any prospective investors are requested to consult their own legal and tax advisors in respect of their eligibility to subscribe for the Shares. The Investment Manager is fully entitled to accept or reject subscription for Shares in the Fund and / or its sub-funds, in its sole and absolute discretion, from any investor that is a non-resident Indian or an overseas citizen of India. The Fund and / or its sub-funds, and the Investment Manager, reserve the right to share such information in its knowledge with respect to any such investors, as may be required to be furnished with the government and regulatory authorities in each of the jurisdictions where the Fund and / or sub-funds are marketed.*

#### **Malaysia**

*As the recognition or approval by the Malaysian Securities Commission pursuant to Section 212 of the Malaysian Capital Markets and Services Act 2007 has not been / will not be obtained, and as this Prospectus and other related documents has not been / will not be lodged or registered with or delivered to the Malaysian Securities Commission, no offer or invitation for subscription or purchase of Shares shall be made in Malaysia and this Prospectus and any other document or material in connection therewith shall not be distributed, caused to be distributed or circulated in Malaysia.*

#### **New Zealand**

*Except as otherwise set out below, this Prospectus, and the information within and accompanying this Prospectus are not, and are under no circumstances to be construed as an offer of the Shares in New Zealand in a manner that would require disclosure under Part 3 of the Financial Markets Conduct Act. No product disclosure statement, prospectus or similar offering or disclosure document in relation to the Shares has been lodged with or reviewed or approved by the Financial Markets Authority, the Registrar of Financial Service Providers or any other regulatory body in New Zealand. Each recipient of this Prospectus represents and agrees that he, she or it:*

- i. is a "wholesale investor" for the purposes of clause 3(1) of Schedule 1 of the Financial Markets Conduct Act 2013 (Financial Markets Conduct Act) (as the term "wholesale investor" is defined by clause (3)(2) of Schedule 1 of the Financial Markets Conduct Act);*
- ii. except as otherwise permitted herein, has not offered or sold, and agrees he, she or it will not offer or sell, any Shares in New Zealand in a manner that would require disclosure under Part 3 of the Financial Markets Conduct Act; and*
- iii. has not distributed or published, and agrees he, she or it will not publish this Prospectus or any offering material or advertisement in relation to any offer of the Shares in New Zealand in a manner that would require disclosure under Part 3 of the Financial Markets Conduct Act.*

**Philippines**

*The Shares being offered or sold herein have not been registered with the Securities and Exchange Commission under the Securities Regulation Code of the Philippines (the "Code"). Any future offer or sale thereof is subject to registration requirements under the Code unless such offer or sale qualifies as an exempt transaction thereunder.*

*The Shares are being offered or sold to an investor on the understanding that it is a "Qualified Buyer" as defined under 10.1(l) of the Code, and consequently this transaction is exempt from registration requirements. By a purchase of the Shares, the investor who purchased such shares will be deemed to acknowledge that the issue of, offer for subscription or purchase, or invitation to subscribe for or purchase, of such shares was made outside the Philippines.*

**Thailand**

*No interests in the Funds may be advertised or offered for sale to the public in Thailand or marketed through any means of communication to the public in Thailand without prior approval of the Securities and Exchange Commission of Thailand. This Prospectus has not been approved by the Securities and Exchange Commission of Thailand which takes no responsibility for its contents. Further, this Prospectus and any other materials relating to this Prospectus of Jupiter Asset Management Series plc and/or any of its sub-funds, are not directed to or intended for offer, public distribution, retail distribution, marketing or otherwise solicitation by the issuer or any of its distributors, and should not be offered, distributed, marketed or otherwise solicited by the issuer or any of its distributors to any person or entity to purchase the Shares in Thailand. No offer to the public to purchase the Shares will be made in Thailand and this Prospectus is intended to be read by the addressee only and must not be passed to, issued to, or shown to the public generally.*

**Marketing Rules**

*Shares are offered only on the basis of the information contained in this Prospectus and, as appropriate, the latest audited annual accounts and any subsequent half-yearly report.*

*Any further information or representation given or made by any dealer, salesman or other person should be disregarded and accordingly should not be relied upon. Neither the delivery of this Prospectus nor the offer, issue or sale of Shares shall, under any circumstances, constitute a representation that the information given in this Prospectus is correct as of any time subsequent to the date of this Prospectus. Statements made in this Prospectus are based on the law and practice currently in force in Ireland and are subject to changes therein.*

*This Prospectus may be translated into other languages. Any such translation shall only contain the same information and have the same meaning as the English language Prospectus. To the extent that there is any inconsistency between the English language Prospectus and the Prospectus in another language, the English language Prospectus will prevail, except to the extent (but only to the extent) required by the laws of any jurisdiction including the regulations or requirements of the financial regulator of such jurisdiction where the Shares are sold. All disputes as to the terms thereof, regardless of the language version, shall be governed by, and construed in accordance with, the law of Ireland.*

*No Fund in this Prospectus is intended as a complete investment plan, nor are all Funds appropriate for all investors. Before investing in a Fund, each prospective investor should read the Prospectus and should understand the risks, costs and terms of investment in that Fund. In particular, investors should read and consider the section of the Prospectus entitled "Risk Factors" before investing in the Company.*

## **JUPITER ASSET MANAGEMENT SERIES PLC**

### **Directors**

Tom Murray  
Bronwyn Wright  
Jasveer Singh

### **Registered Office**

33 Sir John Rogerson's Quay,  
Dublin 2,  
Ireland.

### **Company Secretary**

Tudor Trust Limited,  
33 Sir John Rogerson's Quay,  
Dublin 2,  
Ireland.

### **Manager and Distributor**

Jupiter Asset Management (Europe) Limited,  
The Wilde-Suite G01,  
The Wilde,  
53 Merrion Square South,  
Dublin 2,  
Ireland.

### **Investment Manager**

Jupiter Investment Management Limited,  
The Zig Zag Building,  
70 Victoria Street,  
London SW1E 6SQ  
England

### **Investment Advisers**

Please see the Supplement for each Fund for details of the Investment Advisers to the Funds appointed by Jupiter Investment Management Limited, the Investment Manager.

### **Depository**

Citi Depository Services Ireland Designated Activity Company,  
1 North Wall Quay,  
Dublin 1,  
Ireland.

### **Administrator, Registrar and Transfer Agent**

Citibank Europe plc,  
1 North Wall Quay,  
Dublin 1,  
Ireland.

### **Auditors**

KPMG,  
1 Harbourmaster Place,  
International Financial Services Centre,  
Dublin 1,  
Ireland.

### **Legal Advisers**

Dillon Eustace,  
33 Sir John Rogerson's Quay,  
Dublin 2,  
Ireland.

## TABLE OF CONTENTS

|   | Page no. |
|---|----------|
| DEFINITIONS .....   | 1        |
| INTRODUCTION.....   | 8        |
| Change in Investment Objective and/or Policy .....                                      | 8        |
| Investment Restrictions.....  | 8        |
| Distribution Policy.....  | 9        |
| Counterparty Procedures .....   | 10       |
| Borrowings, Loans and Guarantees .....  | 10       |
| Financial Derivative Instruments .....  | 11       |
| Benchmark Regulation.....   | 13       |
| Securities Financing Transactions .....   | 13       |
| Collateral Management.....  | 15       |
| The Sustainable Finance Disclosure Regulation .....                                     | 17       |
| The EU Taxonomy Regulation.....   | 17       |
| Risk Factors .....  | 17       |
| SUBSCRIPTIONS, REPURCHASES AND DEALINGS IN SHARES.....                                  | 34       |
| Classes of Shares .....   | 34       |
| Hedged Classes.....   | 35       |
| Subscription Price .....  | 36       |
| Operation of Cash Accounts in the name of the Company.....                              | 37       |
| Subscription Procedures .....   | 37       |
| Identity and Money Laundering Checks.....   | 39       |
| Operation of Subscription Cash Accounts in the name of the Company.....                 | 40       |
| Settlement Procedures.....  | 40       |
| Contract Notes and Certificates .....   | 41       |
| Key Investor Information and Available Share Classes.....                               | 41       |
| Repurchase Price.....   | 42       |
| Repurchase Procedures .....   | 42       |
| Settlement Procedures on Repurchase .....   | 43       |
| Operation of Redemption Cash Accounts in the name of the Company .....                  | 43       |
| Transfer of Shares .....  | 43       |
| Conversion of Shares.....   | 44       |
| NET ASSET VALUE .....   | 45       |
| Determination of Net Asset Value .....  | 45       |
| Dilution Adjustment .....   | 47       |
| Publication of the Net Asset Value per Share.....                                       | 47       |
| Temporary Suspension of Valuation of the Shares and of Sales and Repurchases.....       | 48       |
| Data Privacy Notice.....  | 48       |
| FEES AND EXPENSES.....  | 49       |
| Management Fee .....  | 49       |
| Distribution Fee .....  | 49       |
| Administration Fee .....  | 50       |
| Depositary Fee.....   | 50       |
| Initial Charge .....  | 50       |
| Redemption charge and contingent deferred sales charge .....                            | 50       |
| Dilution Adjustment .....   | 51       |
| Switching Fee.....  | 51       |
| Remuneration Policy of the Manager.....   | 51       |
| Fees and Expenses out of Capital .....  | 52       |
| MANAGEMENT AND ADMINISTRATION.....  | 52       |
| The Board of Directors .....  | 52       |
| Directors and Secretary .....   | 53       |
| The Manager/Distributor .....   | 54       |
| Jupiter Investment Management Limited – The Investment Manager and Sub-Distributor..... | 55       |
| The Investment Advisers.....  | 55       |
| The Administrator.....  | 56       |
| The Depositary.....   | 57       |



|   |    |
|---|----|
| TAXATION .....  | 60 |
| General   | 60 |
| Irish Taxation .....  | 60 |
| Definitions .....   | 60 |
| Taxation of the Company .....                                   | 62 |
| Stamp Duty .....  | 63 |
| Shareholders Tax .....  | 63 |
| Reporting .....   | 65 |
| Capital Acquisitions Tax .....                                  | 66 |
| Compliance with US reporting and withholding requirements ..... | 66 |
| Common Reporting Standard .....                                 | 67 |
| UK Reporting Fund Status .....                                  | 68 |
| GENERAL .....   | 68 |
| Conflicts of Interest and Best Execution .....                  | 68 |
| Share Capital .....   | 69 |
| Meetings .....  | 71 |
| Reports   | 71 |
| Portfolio Holdings Disclosure Policy .....                      | 72 |
| Mandatory Repurchase of Shares and Forfeiture of Dividend ..... | 72 |
| Termination .....   | 72 |
| Voting Policy .....   | 73 |
| Complaints .....  | 74 |
| Liquidity Risk Management .....                                 | 74 |
| Miscellaneous .....   | 74 |
| Material Contracts .....  | 74 |
| SCHEDULE I The Regulated Markets .....                          | 76 |
| SCHEDULE II Investment Techniques and Instruments .....         | 78 |
| SCHEDULE III Investment Restrictions .....                      | 85 |
| SCHEDULE IV Depository Delegations .....                        | 89 |
| APPENDIX 1 – Additional information for investors .....         | 95 |

## DEFINITIONS

In this Prospectus the following words and phrases shall have the meanings indicated below:-

|  |   |
|--|---|
| “Administrator”                            | means Citibank Europe plc;  |
| “Administration Agreement”                 | means the amended and restated administration agreement dated 31 October 2019 between the Company, the Manager and the Administrator as may be amended, supplemented or replaced from time to time, pursuant to which the latter acts as administrator, registrar and transfer agent of the Company;  |
| “ADRs”                                     | means American Depositary Receipts;   |
| “AIF”                                      | means an alternative investment fund as defined in European Union (Alternative Investment Fund Managers) Regulations (SI No. 257 of 2013) as may be modified, amended, supplemented, consolidated or re-enacted from time to time   |
| “AIMA”                                     | means the Alternative Investment Management Association which is a worldwide trade association representing the hedge fund industry;  |
| “Articles of Association”                  | means the articles of association of the Company;   |
| “AUD”                                      | means Australian Dollar, the lawful currency of Australia;  |
| “Barclays Capital US Aggregate Bond Index” | means the Barclays Capital US Aggregate Bond Index which provides a measure of the performance of the US Investment Grade bond market, which includes Investment Grade US Government bonds, Investment Grade corporate bonds, mortgage-backed securities and asset-backed securities that are publicly offered for sale in the US;  |
| “Base Currency”                            | means the base currency of a Fund as specified in the relevant Supplement relating to that Fund;  |
| “Benchmark Regulation”                     | means Regulation (EU) 2016/1011 of the European Parliament and of the Council of 8 June 2016 on indices used as benchmarks in financial instruments and financial contracts or to measure the performance of investment funds;  |
| “Business Day”                             | means any day on which retail banks are open for business in such jurisdictions and in respect of such Funds as may be specified in the relevant Supplement relating to that Fund or any other day as the Manager or Directors may determine;   |
| “Central Bank”                             | means the Central Bank of Ireland;  |
| “Central Bank UCITS Regulations”           | means the Central Bank (Supervision and Enforcement) Act 2013 (Section 48(1)) (Undertakings for Collective Investment in Transferable Securities) Regulations 2019 or such other amending or replacement regulations issued from time to time by the Central Bank as the competent authority with responsibility for the authorisation and supervision of UCITS and related guidance issued by the Central Bank to UCITS and their service providers; |
| “CHF”                                      | means Swiss Francs, the lawful currency of Switzerland;   |

|                      |   |
|----------------------|---|
| “Class” or “Classes” | means any one or all of the Class B Shares, Class C Shares, Class C2 Shares, Class D1 Shares, Class D2 Shares, Class F Shares, Class F2 Shares, Class I Shares, Class L Shares, Class N Shares, Class P1 Shares, Class P2 Shares, Class P3 Shares, Class S Shares, Class X Shares, Class U1 Shares, Class U2 Shares, Class U3 Shares, Class Z1 Shares, Class Z2 Shares in the Company or such other Classes as the Directors may establish in accordance with the requirements of the Central Bank; |
| “Class B Shares”     | means Class B Shares in the Company as set forth in the relevant Supplement relating to each Fund;  |
| “Class C Shares”     | means Class C Shares in the Company as set forth in the relevant Supplement relating to each Fund;  |
| “Class C2 Shares”    | means Class C2 Shares in the Company as set forth in the relevant Supplement relating to each Fund;   |
| “Class D1 Shares”    | means Class D1 Shares in the Company as set forth in the relevant Supplement relating to each Fund;   |
| “Class D2 Shares”    | means Class D2 Shares in the Company as set forth in the relevant Supplement relating to each Fund;   |
| “Class F Shares”     | means Class F Shares in the Company as set forth in the relevant Supplement relating to each Fund;  |
| “Class F2 Shares”    | means Class F2 Shares in the Company as set forth in the relevant Supplement relating to each Fund;   |
| “Class I Shares”     | means Class I Shares in the Company as set forth in the relevant Supplement relating to each Fund;  |
| “Class L Shares”     | means Class L Shares in the Company as set forth in the relevant Supplement relating to each Fund;  |
| “Class N Shares”     | means Class N Shares in the Company as set forth in the relevant Supplement relating to each Fund;  |
| “Class P1 Shares”    | means Class P1 Shares in the Company as set forth in the relevant Supplement relating to each Fund;   |
| “Class P2 Shares”    | means Class P2 Shares in the Company as set forth in the relevant Supplement relating to each Fund;   |
| “Class P3 Shares”    | means Class P3 Shares in the Company as set forth in the relevant Supplement relating to each Fund;   |
| “Class S Shares”     | means Class S Shares in the Company as set forth in the relevant Supplement relating to each Fund;  |
| “Class U1 Shares”    | means Class U1 Shares in the Company as set forth in the relevant Supplement relating to each Fund;   |
| “Class U2 Shares”    | means Class U2 Shares in the Company as set forth in the relevant Supplement relating to each Fund;   |
| “Class U3 Shares”    | means Class U3 Shares in the Company as set forth in the relevant Supplement relating to each Fund;   |

|                           |  |
|---------------------------|--|
| “Class X Shares“          | means Class X Shares in the Company as set forth in the relevant Supplement relating to each Fund;   |
| “Class Z1 Shares”         | means Class Z1 Shares in the Company as set forth in the relevant Supplement relating to each Fund;  |
| “Class Z2 Shares”         | means Class Z2 Shares in the Company as set forth in the relevant Supplement relating to each Fund;  |
| “Company”                 | means Jupiter Asset Management Series plc, an investment company with variable capital, incorporated in Ireland pursuant to the Companies Act, 2014;   |
| “Dealing Day”             | means in respect of all of the Funds every Business Day or such other days as the Directors may determine and provided that there shall be at least one Dealing Day each fortnight;  |
| “Depositary”              | means Citi Depositary Services Ireland Designated Activity Company which acts as depositary of the Company or any successor thereto duly appointed in accordance with the requirements of the Central Bank;  |
| “Depositary Agreement”    | means the amended and restated depositary agreement between the Company and the Depositary, dated 31 October 2019 as may be amended, supplemented or replaced from time to time.   |
| “Director(s)”             | means the directors of the Company for the time being and any duly constituted committee thereof;  |
| “EEA”                     | means the European Economic Area, namely the EU member states, Norway, Iceland and Liechtenstein;  |
| “Emerging Markets”        | means those countries included in an industry recognised emerging market or frontier market index (such as the MSCI Emerging Markets Index and MSCI Frontier Markets Index ) plus those countries listed as low- and middle-income economies in the World Bank’s website at <a href="http://www.worldbank.org">www.worldbank.org</a> and as updated from time to time; |
| “ETFs”                    | means exchange-traded funds which are either UCITS or which are AIFs and which meet the requirements of Regulation 68(e) of the Regulations;   |
| “EU”                      | means the European Union;  |
| “euro” or “EUR” or “Euro” | means the unit of the single European currency;  |
| “FCA”                     | means the Financial Conduct Authority in the UK;   |
| “Fund(s)”                 | means any fund from time to time established by the Company with the prior approval of the Central Bank;   |
| “GBP”                     | means pounds Sterling, the lawful currency of the United Kingdom;  |
| “GDRs”                    | means Global Depositary Receipts;  |
| “GDPR”                    | means Regulation (EU) 2016/679 of the European Parliament and of the Council;  |
| “HKD”                     | means Hong Kong dollar, the lawful currency of Hong Kong;  |

|  |  |
|--|--|
| “Initial Offer Period”                     | means the period during which Shares in a Fund are initially offered at the initial offer price specified for the relevant Class of Share in the Fund in the relevant Supplement for each Fund;  |
| “Institutional Investor”                   | means a corporate member of the Jupiter Group or any other investor (other than an individual) who invests at least USD 10,000 (or the currency equivalent) or such other amount as the Directors may determine from time to time in a Fund at any one time. With respect to investors that are incorporated in the European Economic Area or the UK, Institutional Investor means Eligible Counterparty/Professional Investors per se;  |
| “Investment Adviser”                       | means each such entity or entities appointed by the Investment Manager to act as discretionary investment adviser(s) in relation to the assets of a Fund;  |
| “Investment Advisory Agreement”            | means the investment advisory agreement entered into between the Investment Manager and each Investment Adviser pursuant to which the latter acts as discretionary investment adviser in relation to the assets of a Fund;   |
| “Investment Manager”                       | means Jupiter Investment Management Limited or any successor thereto appointed by the Manager to act as Investment Manager and Sub-Distributor of the Company’s Funds with the power to appoint Investment Advisers in relation to the assets of a Fund and to appoint other Sub-Distributors (references to the Investment Manager herein shall include an Investment Adviser where the Investment Manager has appointed an Investment Adviser in respect of the assets of the relevant Fund or where the context otherwise so requires); |
| “Investment Grade”                         | means ratings awarded to high quality corporate and government securities that are judged likely to meet their payment obligations by Standard & Poor’s (i.e. rated at least BBB-) or Moody’s (i.e. rated at least Baa3); or if unrated determined by the Investment Manager or the relevant Investment Adviser to be of comparable quality;   |
| “IOSCO”                                    | means the International Organization of Securities Commissions which is a worldwide association of national securities regulatory commissions;   |
| “Irish Resident”                           | means as defined in the Taxation section of the Prospectus;  |
| “JPY”                                      | means Japanese Yen, the lawful currency of Japan;  |
| “Jupiter Group”                            | means Jupiter Fund Management plc, a company incorporated in the UK together with its subsidiaries (which includes the Manager and the Investment Manager);  |
| “Manager” or<br>“Manager/Distributor”      | means Jupiter Asset Management (Europe) Limited;   |
| “Management and<br>Distribution Agreement” | means the management and distribution agreement dated 31 October 2019 between the Company, the Manager/Distributor and the Investment Manager pursuant to which the Manager/Distributor acts as manager and lead distributor of the Company and the Investment Manager acts as investment manager and sub-distributor of the Company;  |

|                             |   |
|-----------------------------|---|
| “MSCI Europe Index”         | means the Morgan Stanley Capital International Europe Index, which is a free float-adjusted market capitalisation index that is designed to measure developed market equity performance in Europe. The countries currently covered by the MSCI Europe Index are Austria, Belgium, Denmark, Finland, France, Germany, Ireland, Italy, Netherlands, Norway, Portugal, Spain, Sweden, Switzerland and the United Kingdom;  |
| “Memorandum of Association” | means the memorandum of association of the Company;   |
| “Minimum Holding”           | means any minimum holding requirement in respect of a Fund or Class as set out in the Supplement for the relevant Fund;   |
| “Moody’s”                   | means Moody’s Investors Services Inc.;  |
| “Net Asset Value”           | means the net asset value of the Company or of a Fund, calculated as described herein;  |
| “Net Asset Value per Share” | means the Net Asset Value divided by the number of Shares of the Company or a Fund in issue;  |
| “NOK”                       | means Norwegian Kroner, the lawful currency of Norway;  |
| “NSCC Networking”           | means the National Securities Clearing Corporation Networking;  |
| “OECD”                      | means the Organisation for Economic Co-Operation and Development whose current member countries are Australia, Austria, Belgium, Canada, Chile, Czech Republic, Denmark, Finland, France, Germany, Greece, Hungary, Iceland, Ireland, Italy, Japan, Korea, Luxembourg, Mexico, Netherlands, New Zealand, Norway, Poland, Portugal, Slovak Republic, Spain, Sweden, Switzerland, Turkey, United Kingdom, United States and such other countries as may from time to time become member countries;  |
| “REITs”                     | means real estate investment trusts, being pooled investment vehicles that invest in income producing real property or real property-related loans or interests listed, traded or dealt in on Regulated Markets. REITs are generally classified as equity REITs, mortgage REITs or a combination of equity and mortgage REITs. Equity REITs invest their assets directly in real property and derive income primarily from the collection of rents. Equity REITs may also realise capital gains by selling properties that have appreciated in value. Mortgage REITs invest their assets in real property mortgages and derive income from the collection of interest payments; |
| “Regulations”               | means the European Communities (Undertakings for Collective Investment in Transferable Securities) Regulations, 2011, as amended, and any rules made by the Central Bank pursuant to the Regulations including the Central Bank (Supervision and Enforcement) Act 2013 (Section 48(1)) (Undertakings for Collective Investment in Transferable Securities) Regulations 2019;  |
| “Regulated Market”          | means any stock exchange or market which is set out in Schedule I;  |
| “Regulation S Securities”   | means those securities offered outside the US without registration under the US Securities Act of 1933, as amended;   |
| “RMB”                       | means Renminbi, the lawful currency of China;   |
| “Retail Investor”           | means any investor who is not an Institutional Investor;  |

|                        |   |
|------------------------|---|
| “Rule 144A Securities” | means securities issued pursuant to Rule 144A, promulgated under the US Securities Act of 1933, which are issued with an undertaking to register with the SEC;  |
| “SEC”                  | means the Securities and Exchange Commission of the US;   |
| “SEK”                  | means Swedish Kronor, the lawful currency of Sweden;  |
| “SFC”                  | means the Securities and Futures Commission of Hong Kong;   |
| “SFTR”                 | means Regulation EU 2015/2365 of the European Parliament and of the Council on transparency of securities financing transactions and of reuse and amending Regulation (EU) No 648/2012 as may be modified, amended, supplemented, consolidated or re-enacted from time to time;   |
| “SGD”                  | means Singapore Dollars, the lawful currency of Singapore;  |
| “Share” or “Shares”    | means the shares of no par value in the Company or in a Fund;   |
| “Shareholder”          | means a holder of Shares;   |
| “Specified US Person”  | means (i) a US citizen or resident individual, (ii) a partnership or corporation organized in the United States or under the laws of the United States or any State thereof (iii) a trust if (a) a court within the United States would have authority under applicable law to render orders or judgments concerning substantially all issues regarding administration of the trust, and (b) one or more US persons have the authority to control all substantial decisions of the trust, or an estate of a decedent that is a citizen or resident of the United States <b>excluding</b> (1) a corporation the stock of which is regularly traded on one or more established securities markets; (2) any corporation that is a member of the same expanded affiliated group, as defined in section 1471(e)(2) of the U.S. Internal Revenue Code, as a corporation described in clause (i); (3) the United States or any wholly owned agency or instrumentality thereof; (4) any State of the United States, any U.S. Territory, any political subdivision of any of the foregoing, or any wholly owned agency or instrumentality of any one or more of the foregoing; (5) any organization exempt from taxation under section 501(a) or an individual retirement plan as defined in section 7701(a)(37) of the U.S. Internal Revenue Code; (6) any bank as defined in section 581 of the U.S. Internal Revenue Code; (7) any real estate investment trust as defined in section 856 of the U.S. Internal Revenue Code; (8) any regulated investment company as defined in section 851 of the U.S. Internal Revenue Code or any entity registered with the Securities Exchange Commission under the Investment Company Act of 1940 (15 U.S.C. 80a-64); (9) any common trust fund as defined in section 584(a) of the U.S. Internal Revenue Code; (10) any trust that is exempt from tax under section 664(c) of the U.S. Internal Revenue Code or that is described in section 4947(a)(1) of the U.S. Internal Revenue Code; (11) a dealer in securities, commodities, or derivative financial instruments (including notional principal contracts, futures, forwards, and options) that is registered as such under the laws of the United States or any State; or (12) a broker as defined in section 6045(c) of the U.S. Internal Revenue Code. This definition shall be interpreted in accordance with the US Internal Revenue Code; |
| “Standard & Poor’s”    | means Standard & Poor’s, a division of The McGraw-Hill Companies Inc;   |

|                         |  |
|-------------------------|--|
| “Sub-Distributor”       | means any sub-distributors appointed by the Manager directly or by the Investment Manager from time to time;   |
| “Subscriber Shares”     | means the initial share capital of 30,000 Shares of no par value subscribed for EUR 38,082;  |
| “Supplement”            | means a supplement to this Prospectus specifying certain information in respect of a Fund and/or one or more Classes;  |
| “Taxes Act”             | means the Taxes Consolidation Act, 1997 (of Ireland), as amended;  |
| “UCITS”                 | means an undertaking for collective investment in transferable securities established pursuant to the Regulations;   |
| “UCITS Directive”       | means the Directive 2009/65/EC of the Council and the European Parliament of 13 July 2009 on the coordination of laws, regulations and administrative provisions relating to undertakings for collective investment in transferable securities (UCITS);  |
| “UK”                    | means the United Kingdom of Great Britain and Northern Ireland;  |
| “Umbrella Cash Account” | means (a) a cash account designated in a particular currency opened in the name of the Company on behalf of all Funds into which (i) subscription monies received from investors who have subscribed for Shares are deposited and held until Shares are issued as of the relevant Dealing Day; or (ii) redemption monies due to investors who have redeemed Shares are deposited and held until paid to the relevant investors; or (iii) dividend payments owing to Shareholders are deposited and held until paid to such Shareholders. |
| “US”                    | means the United States of America (including the States and the District of Columbia), its territories, possessions and all other areas subject to its jurisdiction;  |
| “USD”                   | means US Dollars, the lawful currency of the US;   |
| “US Person”             | means, unless otherwise determined by the Directors, any citizen or resident of the US, any corporation, trust, partnership or other entity created or organised in or under the laws of the US or any state thereof or any estate or trust the income of which is subject to US federal income tax, regardless of source; and   |
| “ZAR”                   | means South African Rand, the lawful currency of South Africa;   |



## **INTRODUCTION**

The Company is an investment company with variable capital organised under the laws of Ireland as a public limited company pursuant to the Companies Act, 2014 and the Regulations. It was incorporated on 2 September, 1997 under registration number 271517. Its object, as set out in Clause 2 of the Company's Memorandum of Association, is the collective investment in transferable securities and/or other liquid financial assets referred to in Regulation 68 of the Regulations of capital raised from the public and which operates on the basis of risk spreading.

The Company is organised in the form of an umbrella fund with segregated liability between funds. The Articles of Association provide that the Company may offer separate classes of Shares, each representing interests in a fund comprising a distinct portfolio of investments. The Funds have different risk profiles by virtue of their investments.

With the prior approval of the Central Bank, the Company from time to time may create an additional fund or funds, the investment objective and policy of which shall be outlined in a Supplement to the Prospectus or in a new prospectus, together with details of the initial offer period, the initial subscription price for each Share and such other relevant information in relation to the additional fund or funds as the Directors may deem appropriate, or the Central Bank require, to be included. Each Supplement shall form part of, and should be read in conjunction with, this Prospectus. The Directors shall notify to the Central Bank and clear in advance with it the issue of additional classes of Shares in a fund. A separate pool of assets will be maintained for each Fund but not for each class.

The Company was authorised by the Central Bank as a UCITS within the meaning of the Regulations on 10 October, 1997.

### **Change in Investment Objective and/or Policy**

Any change in the investment objective or a material change to the investment policy of a Fund may not be effected without the prior written approval of all Shareholders or without approval on the basis of a majority of votes cast at a general meeting and notified in advance to the Central Bank.

In the event of a change of the investment objective and/or a material change in the investment policy of a Fund by way of a majority of votes cast at a meeting of the relevant Shareholders, a reasonable notification period will be provided by the Fund to enable Shareholders to redeem their Shares prior to implementation of these changes. In accordance with the requirements of the Central Bank, other changes to the content of the Prospectus and non-material amendments to the investment policy of a Fund shall be notified to Shareholders in the next set of periodic accounts.

### **Investment Restrictions**

Each Fund's investments will be limited to investments permitted by the Regulations. Each Fund is also subject to the relevant investment policies and in the case of a conflict between such policies and the Regulations the more restrictive limitation shall apply.

If the limits referred to in Schedule III are exceeded for reasons beyond the control of the Company or as a result of the exercise of subscription rights, the Company shall adopt as a priority objective for its sales transactions the remedying of that situation taking due account of the interests of the Fund and its Shareholders.

Investment restrictions applicable to a Fund, other than those imposed by the Regulations, are applicable at the time of purchase. Any subsequent change in a rating assigned by any rating service to a security (or, if unrated, deemed by the Investment Manager or the relevant Investment Adviser to be of comparable quality), or change in the percentage of a Fund's assets invested in certain securities or other instruments, or change in the average duration of a Fund's investment portfolio, resulting from market fluctuations or other changes in a Fund's total assets, will not require a Fund to dispose of an investment unless the Investment Manager or Investment Adviser determines that it is practicable to sell or close out the investment without undue market or tax consequences to the Fund. A Fund may retain such securities if the Investment Manager or an Investment Adviser deems it is in the best interests of Shareholders.

## Distribution Policy

The Directors intend to declare a dividend in respect of the Classes of Shares of the Funds as set out in the relevant Supplement for each Fund (the "Distributing Share Classes"). For all Classes of Shares that are not Distributing Share Classes the Fund's income and capital gains will be reinvested in accordance with the investment objectives and investment policies of the Fund.

The Directors intend to declare dividends in accordance with the distribution frequency as set out in the relevant Supplement for each Fund. Dividends that are declared yearly will be declared on 31 December; dividends that are declared half-yearly will be declared on 30 June and 31 December; dividends that are declared quarterly will be declared on 31 March, 30 June, 30 September and 31 December; and dividends that are declared monthly will be declared on the last Business Day of each month.

Save as may be otherwise set out in the Supplement for the relevant Fund, dividends for the Distributing Share Classes may, at the sole discretion of the Directors, be paid from a Fund's net income and/or realised and unrealised capital gains net of realised and unrealised losses. Dividends will be paid in cash by telegraphic transfer to the account of the Shareholder specified in the application form or, in the case of joint holders, to the name of the first Shareholder appearing on the register within one month of their declaration and in any event within four months of the year end.

Shareholders should note that certain Funds, as set out in the relevant Supplement, may charge all/part of their fees and expenses to the capital of the Fund. Where a Fund that intends to pay dividends from its net income charges its fees and expenses to capital, the net income available for distribution will in practice be a gross rather than net income figure. Gross income shall generally consist of interest, dividends and other investment income less withholding and other taxes or adjustments as applicable. Further detail on the implications of charging fees and expenses to capital will be set out in the Supplement for the relevant Fund and in the section of the Prospectus headed "Risk Factors", under the sub-heading "Charging of Fees and Expenses to Capital - Capital Erosion Risk".

**Shareholders should note that, where set out in the relevant Supplement, distributions may be payable out of the capital of each Fund. The payment of distributions out of capital may result in the erosion of capital notwithstanding the performance of each Fund. As a result, distributions may be achieved by foregoing the potential for future capital growth and this cycle may continue until all capital is depleted. Distributions out of capital may have different tax implications to distributions of income or gains and investors should seek advice from their professional advisers in this regard. The rationale for providing for the payment of distributions out of capital is to allow each Fund the ability to maximise the amount distributable to investors who are seeking a higher distribution paying Share Class.**

### *Fixed Distribution Share Classes*

The Directors at their absolute discretion, have the power to issue Classes of Shares that offer a fixed distribution ("Fixed Distribution Share Classes"). Where the Directors have determined that a Share Class in any Fund is to constitute a Fixed Distribution Share Class it will have the "(F)" designation after its name.

Where such Share Classes are offered in the Supplement for the relevant Fund, the Directors intend to pay a fixed distribution of income or gains.

The Directors will periodically review the Fixed Distribution Share Classes and reserve the right to make changes, for example if the investment income after expenses is higher than the target fixed distribution the Directors may declare the higher amount to be distributed. Equally the Directors may deem it is appropriate to declare a dividend lower than the target fixed distribution.

Where in the interest of the Shareholders, especially where the generation of income has a higher priority than capital growth or the generation of income and capital growth have equal priority, a portion or all of the fees and expenses attributable to the Fixed Distribution Share Classes may be charged against the capital of such Shares instead of against income where necessary in order to ensure there is sufficient income to meet the fixed distribution payments.

Investors should note that the charging of fees and expenses to capital in this manner will result in capital erosion and, therefore, constrain future capital growth for such Fixed Distribution Share Classes, together with the likelihood that the value of future returns would be diminished. In these circumstances, distributions made in respect of Fixed Distribution Share Classes during the life of the Fund should be understood by investors as a form of capital reimbursement.

The Company is not obliged to communicate an expected dividend rate per Share to Shareholders and prospective investors, and although it may choose to do so from time to time, investors should note that any such rate may vary with market conditions. There can be no guarantee that any rate will be achieved, and in the event that there is insufficient distributable income, gains or capital in the relevant Fund to meet a specific level, investors in such Fund may receive no distribution or a lower level distribution.

Any dividend which is unclaimed six years from the date it became payable shall be forfeited and become the property of the relevant Fund.

Pending payment to the relevant Shareholder, distribution payments will be held in an account in the name of the Company (herein defined as an Umbrella Cash Account) and will be treated as an asset of the Fund until paid to that Shareholder and will not benefit from the application of any investor money protection rules (i.e. the distribution monies in such circumstance will not be held on trust for the relevant Shareholder). In such circumstance, the Shareholder will be an unsecured creditor of the relevant Fund with respect to the distribution amount held by the Company until paid to the Shareholder and the Shareholder entitled to such distribution amount will be an unsecured creditor of the Fund.

In the event of an insolvency of the Fund or the Company, there is no guarantee that the Fund or the Company will have sufficient funds to pay unsecured creditors in full. Shareholders due dividend monies which are held in an Umbrella Cash Account will rank equally with all other unsecured creditors of the relevant Fund and will be entitled to a pro-rata share of monies which are made available to all unsecured creditors by the insolvency practitioner. Therefore in such circumstances, the Shareholder may not recover all monies originally paid into an Umbrella Cash Account for onward transmission to that Shareholder.

Your attention is drawn to the section of the Prospectus entitled “*Risk Factors*” – “*Operation of Umbrella Cash Accounts*” above.

### **Counterparty Procedures**

The Investment Manager (including the relevant Investment Adviser) selects counterparties on the basis of their ability to supply liquidity and competitive pricing to the funds. This is subject to the minimum credit rating requirements and legal status requirements specified in the Regulations.

The Investment Manager’s counterparty approval process reviews the financial strength, internal controls and general reputation of the counterparty in question, as well as the legal, regulatory and political environment in the relevant markets. Counterparty exposure is monitored and reported to the Investment Manager on a regular basis. Any broker counterparty selected must be appropriately registered and meet operational efficiency requirements.

### **Borrowings, Loans and Guarantees**

A Fund may not borrow money, grant loans or act as guarantor on behalf of third parties, except as follows:-

- (i) foreign currency may be acquired by means of a back-to-back loan;
- (ii) borrowings not exceeding 10 per cent. of the Net Asset Value may be made on a temporary basis, for example, to meet redemption requests.

A Fund may not sell any of its investments when such investments are not in the Fund’s ownership.

The Directors shall ensure that, if borrowings of a Fund exceed the value of a back to back deposit, such excess shall be treated as borrowings for the purpose of Regulation 103 of the Regulations by a Fund.

### **Financial Derivative Instruments**

The Company may employ investment techniques and instruments for efficient portfolio management purposes and for hedging purposes, subject to the conditions and within the limits from time to time laid down by the Central Bank. These techniques and instruments may be exchange-traded or over-the-counter derivatives and shall include futures (such as currency future contracts), options, options on futures, forward settled transactions, convertible securities, hybrid securities, structured notes, credit default swaps and swap agreements. Futures contracts will be used to hedge against market risk or gain exposure to an underlying market. Forward contracts will be used to hedge or gain exposure to an increase in the value of an asset, currency, or deposit. Options will be used to hedge or achieve exposure to a particular market instead of using a physical security. Swaps (including swaptions) will be used to achieve profit as well as to hedge existing long positions. Forward foreign exchange transactions will be used to reduce the risk of adverse market changes in exchange rates or to increase exposure to foreign currencies or to shift exposure to foreign currency fluctuations from one country to another. Credit default swaps will be used to isolate and transfer the exposure to or transfer the credit risk associated with a reference asset or index of reference assets.

A futures contract is an agreement between two parties to buy and sell a security, index or currency at a specific price or rate at a future date. A Fund may enter into swap agreements with respect to currencies, interest rates and security indices, using these techniques for efficient portfolio management purposes to hedge against changes in interest rates, currency rates or securities' prices. The purpose behind the use of purchased futures is to serve as a long hedge of the investments of a Fund. The purpose behind the use of sold futures is to serve as a limited short hedge of the investments of a Fund. Futures may also be used to equitise cash balances, both pending investment of a cash flow and with respect to fixed cash targets.

A forward currency contract involves an obligation to purchase or sell a specific currency at a future date, at a price set at the time the contract is made. The purposes behind the use of forward contracts by a Fund include hedging and currency risk management.

The purpose behind the purchase of call options by a Fund is to provide exposure to increases in the market (e.g. with respect to temporary cash positions) or to hedge against an increase in the price of securities or other investments that a Fund intends to purchase. The purpose behind the purchase of put options by a Fund is to hedge against a decrease in the market generally or to hedge against the price of securities or other investments held by a Fund.

The purpose behind a Fund writing covered call options is typically to seek enhanced returns when the Investment Manager perceives that the option premium offered is in excess of the premium that the Investment Manager would expect to be offered under existing market conditions or if the exercise price of the option is in excess of the price that the Investment Manager expects the security or other underlying investment to reach during the life of the option. A Fund may purchase options on futures contracts in lieu of writing or buying options directly on underlying securities or purchasing and selling underlying futures contracts. In order to hedge against a possible decrease in the value of its portfolio securities, a Fund may purchase put options or write call options on futures contracts rather than sell futures contracts. In order to hedge against a possible increase in the price of securities which a Fund expects to purchase, a Fund may purchase call options or write put options on futures contracts as a substitute for the purchase of futures contracts.

Swaps can be used to enable the Investment Manager to exchange a benefit (e.g. a floating rate of interest) in one financial market for a corresponding benefit (e.g. a fixed rate of exchange) with a party in another market. A Fund may enter into credit default swap contracts. A credit default swap contract is a risk-transfer instrument (in the form of a derivative security) through which one party transfers to another party the financial risk of a credit event, as it relates to a particular reference security or basket of securities (such as an index). A Fund might use credit default swap contracts to limit or to reduce the risk exposure of the Fund to defaults of the issuer or issuers of its holdings (i.e., to reduce risk when the Fund owns or has exposure to such securities). A Fund also might use credit default swap contracts to create or vary exposure to securities or markets or as a tax management tool. A Fund may also

enter into total return swap contracts. Total return swap contracts involve the payment or receipt of the excess return of a reference index against another reference index or a cash return based index. An unfunded total return swap is one whereby an investor does not pay the full value or notional value of the agreed underlying reference asset on the date of entry into the unfunded total return swap, but instead pays (or pledges by way of security in favour of the counterparty) a set percentage of its full value or notional value (known as margin). On certain pre-agreed dates during the term of the unfunded total return swap the investor (i) receives the gain or pays the loss of the performance of the underlying reference asset(s); (ii) may pay an interest rate payment which is equal to the funding cost of holding the underlying reference asset(s) and (iii) pays a fee. On maturity the margin amount is paid back to the investor or released from the security arrangement. These instruments may be used to ensure that the return from an active strategy is hedged to the return of the Fund's benchmark, hence seeking to ensure that there is no unwanted divergence between the objective of the Fund and the underlying investment strategies.

A Fund may also make use of convertible securities, warrants and structured notes provided the notes are freely transferable. These allow the Investment Manager to gain access to interest rate, currency or equity exposure in a cost-effective manner.

The convertible securities in which a Fund may invest consist of bonds, notes, debentures and preferred stocks which may be converted or exchanged at a stated or determinable exchange ratio into underlying shares. Convertible securities may offer higher income than the shares into which they are convertible. A Fund may be required to permit the issuer of a convertible security to redeem the security, convert it into the underlying shares or sell it to a third party.

A Fund may invest in hybrid securities. A hybrid security is a security which combines two or more financial instruments. Hybrid securities generally combine a traditional stock or bond with an option or forward contract. Generally, the principal amount payable upon maturity or redemption, or the interest rate of a hybrid security, is tied (positively or negatively) to the price of some currency, securities index, another interest rate or some other economic factor (each a "benchmark"). The interest rate or (unlike most fixed income securities) the principal amount payable at maturity of a hybrid security may be increased or decreased, depending on the changes in the value of the benchmark.

In the case of a hybrid security such as a convertible bond, for example, a Fund benefits from a steady income stream, the repayment of principal at maturity, and the potential to share in the upside of the common stock. The yield advantage and finite maturity give the convertible downside price support, or investment value. At the same time, the embedded option component provides participation in higher equity values.

A Fund may invest in structured notes for which the coupon payment, principal repayment or repayment schedule varies according to pre-agreed conditions relating to fluctuations in unrelated assets such as currencies or stock indices.

As outlined above, where considered appropriate, the Funds may utilise techniques and instruments, such as futures, options, repurchase / reverse repurchase agreements and forward currency contracts, for efficient portfolio management and/or to protect against exchange risks subject to the conditions and within the limits laid down by the Central Bank. Where the Investment Manager intends to use techniques and instruments for efficient portfolio management for a Fund, this will be disclosed in the relevant Fund's investment policy in this Prospectus.

Efficient portfolio management transactions relating to the assets of a Fund may be entered into by the Investment Manager with one of the following aims a) a reduction of risk b) a reduction of cost with no increase or a minimal increase in risk c) generation of additional capital or income with no, or an acceptably low level of risk (relative to the expected return) and the diversification requirements in accordance with the Central Bank's Regulations. In relation to efficient portfolio management operations the Investment Manager will look to ensure that the techniques and instruments used are economically appropriate in that they will be realised in a cost-effective way. The use of efficient portfolio management techniques will only be used in line with the best interests of a Fund. The use of efficient portfolio management techniques will not result in a change to the investment objective of a Fund as outlined herein.

Transaction costs may be incurred in respect of efficient portfolio management techniques in respect of a Fund. All revenues from total return swaps and other efficient portfolio management techniques, net of direct and indirect operational costs, will be returned to the relevant Fund. Any direct and indirect operational costs/fees arising do not include hidden revenue and will be paid to such entities as outlined in the annual and semi-annual report of the Company.

A Fund may invest in repurchase/reverse repurchase agreements in accordance with the requirements set out in Schedule II.

Details of any financial indices used by the Funds will be provided to Shareholders by the Investment Manager on request and will be set out in the Company's semi-annual and annual accounts. Furthermore, the financial indices to which the Funds may gain exposure will typically be rebalanced on a monthly, quarterly, semi-annual or annual basis. The costs associated with gaining exposure to a financial index will be impacted by the frequency with which the relevant financial index is rebalanced. Where the weighting of a particular constituent in the financial index exceeds the UCITS investment restrictions, the Investment Manager will as a priority objective look to remedy the situation taking into account the interests of Shareholders and the Fund. Any such indices will be cleared by the Central Bank or will meet its requirements.

The Central Bank requires that all UCITS funds that use financial derivative instruments document the system of risk limitation adopted by the fund to ensure that the risks involved in the use of such instruments are properly managed, measured and monitored on an ongoing basis. This is documented in the risk management process which is a document filed with the Central Bank. Any update of this document must be reviewed by the Central Bank. In the case of the Company, the Manager is responsible for the implementation of the systems and controls set out in the risk management process. It is also responsible for monitoring and controlling the compliance and quantitative limits detailed in the risk management process as well as ensuring that the procedures that apply in the event of regulatory breaches (including escalation of issues to the board of directors, where necessary) are followed.

The Company shall supply to a Shareholder on request supplementary information in relation to the quantitative risk management limits applied by it, the risk management methods used by it and any recent developments in the risks and yields characteristics for the main categories of investment.

A list of the Regulated Markets on which the financial derivative instruments may be quoted or traded is set out in Schedule I.

A description of the current conditions and limits laid down by the Central Bank in relation to financial derivative instruments is set out in Schedule III.

### **Benchmark Regulation**

In respect of those Funds that are managed by reference to a benchmark index, or use a benchmark index to compute a performance fee (as specified in the relevant Supplement), the administrator of the relevant benchmark index is either (i) listed on the register of administrators and benchmarks maintained by the European Securities and Markets Authority ("**ESMA**") or (ii) will be listed on the ESMA register by the time required pursuant to applicable transitional provisions under the Benchmark Regulation. As required under the Benchmark Regulation, the Manager has put in place appropriate contingency arrangements setting out the actions which will be taken in the event that a benchmark which is used by a Fund which is subject to the Benchmark Regulation materially changes or ceases to be provided. A copy of the Manager's policy on cessation or material change to a benchmark is available upon request from the Manager.

### **Securities Financing Transactions**

Where specified in the relevant Supplement, a Fund may enter into securities financing transactions which include repurchase agreements, reverse repurchase agreement and/or securities lending agreements for efficient portfolio management purposes in accordance with the limits and conditions set down in the UCITS Regulations and the SFTR.

A repurchase agreement is an agreement pursuant to which one party sells securities to another party subject to a commitment to repurchase the securities at a specified price on a specified future date. A

reverse repurchase agreement is an agreement whereby one party purchases securities from another party subject to a commitment to re-sell the relevant securities to the other party at a specified price on a specified future date. A securities lending arrangement is one where one party transfers securities to another party subject to a commitment from that party that they will return equivalent securities on a specified future date or when requested to do so by the party transferring the securities.

Where a Fund enters into a repurchase agreement under which it sells securities to the counterparty, it will incur a financing cost from engaging in this transaction which will be paid to the relevant counterparty. Cash collateral received by a Fund under a repurchase agreement is typically reinvested in order to generate a return greater than the financing costs incurred by the Fund. In such circumstances, the Fund will be exposed to market risk and to the risk of failure or default of the issuer of the relevant security in which the cash collateral has been invested. Furthermore, the Fund retains the economic risks and rewards of the securities which it has sold to the counterparty and therefore it is exposed to market risk in the event that it repurchases such securities from the counterparty at the pre-determined price which is higher than the value of the securities.

There is no global exposure generated by a Fund as a result of entering into reverse repurchase arrangements, nor do any such arrangements result in any incremental market risk unless the additional income which is generated through finance charges imposed by the Fund on the counterparty is reinvested, in which case the Fund will assume market risk in respect of such investments.

Finance charges received by a Fund under a stock-lending agreement may be reinvested in order to generate additional income. Similarly cash collateral received by a Fund may also be reinvested in order to generate additional income. In both circumstances, the Fund will be exposed to market risk in respect of any such investments.

The use of the techniques described above may expose a Fund to the risks disclosed under the heading **“Risk Factors”-“Risks associated with Securities Financing Transactions”**.

#### *Total Return Swaps*

Where specified in the relevant Supplement, a Fund may enter into total return swaps for investment purposes in order to generate income or profits in accordance with the investment objective and policies of the relevant Fund, in order to reduce expenses or hedge against risks faced by the Fund.

A total return swap is a derivative contract under which one counterparty transfers the total economic performance, including income from interests and fees, gains and losses from price movements, and credit losses, of a reference obligation to another counterparty. The reference obligation of a total return swap may be any security or other investment in which the relevant Fund is permitted to invest in accordance with its investment objective and policies. The use of total return swaps may expose a Fund to the risks disclosed under the heading **“Risk Factors”-“Risks associated with Securities Financing Transactions”**.

#### *Revenues generated from Securities Financing Transactions and Total Return Swaps*

All revenues arising from securities financing transactions and total return swaps, net of direct and indirect operational costs and fees, shall be returned to the relevant Fund. This shall include fees and expenses paid to the counterparties to the relevant transactions/securities lending agents which will be at normal commercial rates plus VAT, if applicable.

Information on the revenues generated under such transactions shall be disclosed in the annual and semi-annual reports of the Company, along with entities to whom direct and indirect operational costs and fees relating to such transactions are paid. Such entities may include the Depositary or entities related to the Depositary.

#### *Eligible Counterparties*

Any counterparty to a total return swap or other OTC derivative contract shall satisfy fall within one of the following categories:

- (i) a credit institution which falls within any of the categories set down in Regulation 7 of the UCITS Regulations (an “Approved Credit Institution”);
- (ii) an investment firm authorised in accordance with MiFID; or
- (iii) a group company of an entity issued with a bank holding company license from the Federal Reserve of the United States of America where that group company is subject to bank holding company consolidated supervision by that Federal Reserve

Any counterparty to a OTC derivative contract or a securities financing transaction shall be subject to an appropriate internal assessment carried out by the Company which shall include amongst other considerations, external credit ratings of the counterparty, the regulatory supervision applied to the relevant counterparty, country of origin of the counterparty and legal status of the counterparty.

Save where the relevant counterparty to the relevant securities financing transaction or OTC derivative contract is an Approved Credit Institution, where such counterparty (a) is subject to a credit rating by an agency registered and supervised by ESMA that rating shall be taken into account by the Company in the credit assessment process; and (b) where a counterparty is downgraded to A-2 or below (or comparable rating) by the credit rating agency referred to in subparagraph (a) this shall result in a new credit assessment being conducted of the counterparty by the Company without delay.

### **Collateral Management**

#### *Types of collateral which may be received by a Fund*

Where necessary, a Fund may receive both cash and non-cash collateral from a counterparty to a securities financing transaction or an OTC derivative transaction in order to reduce its counterparty risk exposure.

The non-cash collateral received by a Fund may comprise of fixed income securities or equities which meet the specific criteria outlined below. The level of collateral required to be posted by a counterparty may vary by counterparty and where the exchange of collateral relates to initial or variation margin in respect of non-centrally cleared OTC derivatives which fall within the scope of EMIR, the level of collateral will be determined taking into account the requirements of EMIR. In all other cases, collateral will be required from a counterparty where regulatory exposure limits to that counterparty would otherwise be breached.

A documented haircut policy is in place for the Company detailing the policy in respect of each class of assets received and which takes into account the characteristics of the assets and the results of any stress tests conducted as required. The haircut policy applied to posted collateral will be negotiated on a counterparty basis and will vary depending on the class of asset received by the Fund, taking into account the characteristics of the assets received as collateral such as the credit standing or the price volatility and the outcome of any liquidity stress testing policy and where applicable taking into account the requirements of EMIR.

There are no restrictions on the maturity of the collateral received by a Fund.

Collateral received from a counterparty shall satisfy the criteria outlined in Schedule II as well as the following:

- (i) Collateral received by a Fund shall be of high quality. The Manager shall ensure that:
  - (a) where the issuer was subject to a credit rating by an agency registered and supervised by ESMA that rating shall be taken into account by the Manager in the credit assessment process; and
  - (b) where an issuer is downgraded below the two highest short-term credit ratings by the credit rating agency referred to in (b) this shall result in a new credit assessment being conducted of the issuer by the Manager without delay.

Collateral received by a Fund shall be sufficiently diversified in terms of country, markets and issuers with a maximum exposure to a given issuer of 20% of a Fund’s Net Asset Value. When a Fund is



exposed to different counterparties, the different baskets of collateral should be aggregated to calculate the 20% limit of exposure to a single issuer.

Notwithstanding the above diversification requirement, a Fund may accept collateral which provides exposure of more than 20% of the Net Asset Value of the relevant Fund to any of the following:

-OECD Governments (provided the relevant issues are investment grade), Government of the People's Republic of China, Government of Brazil (provided the issues are of investment grade), Government of India (provided the issues are of investment grade), Government of Singapore, European Investment Bank, European Bank for Reconstruction and Development, International Finance Corporation, International Monetary Fund, Euratom, The Asian Development Bank, European Central Bank, Council of Europe, Eurofima, African Development Bank, International Bank for Reconstruction and Development (The World Bank), The Inter American Development Bank, European Union, Federal National Mortgage Association (Fannie Mae), Federal Home Loan Mortgage Corporation (Freddie Mac), Government National Mortgage Association (Ginnie Mae), Student Loan Marketing Association (Sallie Mae), Federal Home Loan Bank, Federal Farm Credit Bank, Tennessee Valley Authority, Straight-A Funding LLC, Export-Import Bank.

A Fund may also be fully collateralised in different transferable securities and money market instruments issued or guaranteed an EU member state, one or more of its local authorities, a third country, or a public international body to which one or more EU member states belong (and which issuers are set out in section 2.12 of Schedule III – "Investment Restrictions"). In such circumstances, the Fund will receive securities from at least six different issues with securities from any single issue not accounting for more than 30% of the Fund's Net Asset Value.

#### *Safe-keeping of collateral received by a Fund*

Collateral received by a Fund on a title transfer basis shall be held by the Depositary or a duly appointed sub-depositary of the Depositary. For other types of collateral arrangements, the collateral can be held by the Depositary, a duly appointed sub-depositary of the Depositary or by a third party custodian which is subject to prudential supervision and which is unrelated to the provider of the collateral.

#### *Re-use of collateral by a Fund*

The Company on behalf of the relevant Fund shall not sell, pledge or re-invest any non-cash collateral received by the relevant Fund.

Where a Fund receives cash collateral, such cash may not be invested other than in (i) deposits with relevant institutions; (ii) high quality government bonds; (iii) reverse repurchase agreements provided the transactions are with credit institutions subject to the prudential supervision and the Fund is able to recall at any time the full amount of cash on an accrued basis; (iv) short term money market funds as defined in the ESMA Guidelines on a Common Definition of European Money Market Funds.

In accordance with the UCITS Regulations, invested cash collateral should be diversified in accordance with the diversification requirement applicable to non-cash collateral. Invested cash collateral may not be placed on deposit with the counterparty or a related entity. Re-invested cash collateral exposes the Company to certain risks such as the risk of a failure or default of the issuer of the relevant security in which the cash collateral has been invested.

#### *Posting of collateral by a Fund*

Collateral provided by a Fund to a counterparty shall be agreed with the relevant counterparty and may comprise of cash or any types of assets held by the relevant Fund in accordance with its investment objective and policies and shall, where applicable, comply with the requirements of EMIR. Collateral may be transferred by a Fund to a counterparty on a title transfer basis where the assets are passed outside of the custody network and are no longer held by the Depositary or its sub-depositary. In such circumstances, subject to the requirements of SFTR, the counterparty to the transaction may use those assets in its absolute discretion. Where collateral is posted by a Fund to a counterparty under a security collateral arrangement where title to the relevant securities remains with the Fund, such collateral must be safe-kept by the Depositary or its sub-depositary, however, subject to the requirements of SFTR,

such assets may be subject to a right of re-use by the counterparty. Risks associated with re-use of collateral are set down in “**Risk Factors: Risks Associated with Collateral Management**”.

## **The Sustainable Finance Disclosure Regulation**

Regulation (EU) 2019/2088 on sustainability-related disclosures in the financial services sector (known as the Disclosure Regulation, ESG Regulation or “**SFDR**”), which is part of a broader legislative package under the European Commission’s Sustainable Action Plan. To meet the SFDR disclosure requirements, the Investment Manager has assessed each Fund’s requirement for the integration of sustainability risk consideration and implemented additional disclosures on this integration in the risk management process and in the investment process as appropriate for each Fund. Where a Fund applies an enhanced level of integration of sustainability risk or specific investment approaches, the disclosures for that Fund include further specific details as applicable to the relevant Fund.

Details for each Fund’s compliance with SFDR are set out in the Fund Supplements, specifically relating to Environmental, Social and Governance (“ESG”) Investment Risks and Sustainability Risks.

The responsible investment policy of the Jupiter Group sets out full details of the ESG policy of the Investment Manager, including a description of the process and methodology for selecting ESG investments and determining whether an investment fulfils the ESG criteria or not and the constraints imposed on the Investment Manager (the “Responsible Investment Policy”).

For each Fund that promotes environmental and/or social characteristics (within the meaning of Article 8 of the SFDR) or has a sustainable investment objective (within the meaning of Article 9 of the SFDR), information about such characteristics or objectives is available in the pre-contractual disclosures set out in the relevant Annex to the Supplement.

For further details on the implementation of SFDR by the Jupiter Group and Jupiter’s Responsible Investment Policy, please refer to the Jupiter Group website (as amended from time to time), <https://www.jupiteram.com/board-and-governance/#sustainable-finance-disclosures>.

The consideration of sustainability risks is integrated into the Investment Manager’s investment decision-making process and the Investment Manager shall consider the principal adverse impacts of its investment decisions on sustainability factors in respect of each Fund, as detailed in the relevant Supplement.

With respect to Funds which are classified as either Article 8 or Article 9 for SFDR purposes, their respective Annexes describe how principal adverse impacts on sustainability factors are considered.

## **The EU Taxonomy Regulation**

Regulation (EU) 2020/852 of the European Parliament and of the Council (the “**Taxonomy Regulation**”) seeks to create a common framework in order to classify certain activities as environmentally sustainable. The detailed conditions to be satisfied under the Taxonomy Regulation for such classification called the Technical Screening Criteria require the availability of multiple, specific data points for each investment.

Further details on taxonomy-aligned environmentally sustainable activity are set out either in the Supplement for each Fund under the heading “Status Under the Taxonomy Regulation” or, for the Funds that promote environmental and/or social characteristics (within the meaning of Article 8 of the SFDR) or have a sustainable investment objective (within the meaning of Article 9 of the SFDR), in the pre-contractual disclosures set out in the Annex to the relevant Supplement.

## **Risk Factors**

Investors should understand that all investments involve risks. The following are some of the risks of investing in the Funds, but the list does not purport to be exhaustive.

### **Equity Risk**

A Fund may invest directly or indirectly in equity securities. Investing in equity securities may offer a higher rate of return than those investing in short term and longer term debt securities. However, the

risks associated with investments in equity securities may also be higher, because the investment performance of equity securities depends upon factors which are difficult to predict. As a result, the market value of the equity securities that it invests in may go down and the relevant Fund may suffer losses. Factors affecting the equity securities are numerous, including but not limited to changes in investment sentiment, political environment, economic environment, and the business and social conditions in local and global marketplace. Securities exchanges typically have the right to suspend or limit trading in any security traded on the relevant exchange; a suspension will render it impossible to liquidate positions and can thereby expose the relevant Fund to losses.

### ***Risk of Investing in Smaller Companies***

Certain Funds may invest in smaller companies. For those funds for which investment in smaller companies forms a core part of the investment policy, details of what the Investment Manager considers to be a smaller company will be set out in the Supplement for the relevant Fund, but such companies will typically have a relatively lower level of market capitalisation. As such smaller companies do not have the financial strength, diversity and resources of larger companies, they may find it more difficult to operate in periods of economic slowdown or recession. In addition, the relatively lower level of capitalisation of such companies could make the market in their shares less liquid and, as a consequence, their share price more volatile than investments in larger companies.

### ***Investment Risks***

There can be no assurance that a Fund will achieve its investment objective. An investment in a Fund involves investment risks, including possible loss of the amount invested. The price of the Shares may fall as well as rise. The capital return and income of a Fund are based on the capital appreciation and income on the investments it holds, less expenses incurred. Therefore, a Fund's returns may be expected to fluctuate in response to changes in such capital appreciation or income. As an initial charge, a redemption charge and a contingent deferred sales charge may be payable on subscriptions for and redemptions of Shares the difference at any one time between the subscription and repurchase price of Shares means that the investment is suitable only for investors who are in a position to take such risks and to adopt a long-term approach to their investment strategy.

### ***Volatility Risk***

Prices of securities may be volatile. Price movements of securities are difficult to predict and are influenced by, among other things, speculation, changing supply and demand relationships, governmental trade, fiscal, monetary and exchange control programs and policies, national and international political and economic events, climate, changes in interest rates, and the inherent volatility of the market place. Volatility may also be due to the fluctuations in the exchange rate of currencies. Therefore, it is a probability measure of the threat that an exchange rate movement poses to an investor's portfolio in a foreign currency. During periods of uncertain market conditions the combination of price volatility and the less liquid nature of securities markets may, in certain cases, affect a Fund's ability to acquire or dispose of securities at the price and time it wishes to do so, and consequently may have an adverse impact on the investment performance of the Fund.

### ***Liquidity Risks***

Some of the markets in which a Fund invests may be less liquid and more volatile than the world's leading stock markets and this may result in the fluctuation in the price of the securities. A Fund which invests in securities in a less liquid market or illiquid securities may not be able to sell such securities at the time that it would like or at a favourable price. As a result, the Fund may suffer losses and the Net Asset Value of the Fund may be adversely affected.

Due to market conditions the Funds may from time to time trade in transferable securities dealt in on a Regulated Market that may become illiquid after they have been acquired or it may be difficult for a Fund to liquidate at an amount close to their fair value to meet its liquidity requirements or to respond to specific events such as a temporary disruption of a particular market. Certain securities may therefore be difficult or impossible to sell at the time that the seller would like or at the price that the seller believes the security is currently worth.

### ***Charging of Fees and Expenses to Capital - Capital Erosion Risk***

Certain Funds and Share Classes including certain fixed income focussed Funds, as may be set out in the Supplement for the relevant Fund, shall have the ability to charge fees and expenses to capital. In addition, certain Funds may have as a priority objective the generation of income.

In relation to such Funds, investors should note that a focus on income and/or the charging of fees and expenses including Management Fees, to capital may lead to a greater risk of capital erosion given the lack of potential for capital growth. Should such capital erosion occur, the value of future returns would also be diminished. In this regard, distributions made during the life of a Fund or an applicable Share Class that charges fees and expenses to capital should be understood as a type of capital reimbursement.

### ***Eurozone Crisis***

As a result of the crisis of confidence in the markets which has caused bond yield spreads (the cost of borrowing in the debt capital markets) and credit default spreads (the cost of purchasing credit protection) to increase, most notably in relation to certain Eurozone countries, certain countries in the EU have had to accept “bailouts” from banks and lines of credit from supra-governmental agencies such as the International Monetary Fund (the “IMF”) and the recently created European Financial Service Facility (the “EFSF”). The European Central Bank (the “ECB”) has also been intervening to purchase Eurozone debt in an attempt to stabilise markets and reduce borrowing costs. In December 2011, leaders of the countries in the Eurozone, as well as the leaders of certain other countries in the EU, met in Brussels and agreed a “fiscal compact” which includes a commitment to a new fiscal rule, to be introduced into the legal systems of the relevant countries, as well as acceleration of the entry into force of the European Stability Mechanism treaty.

Notwithstanding the measures described above, and future measures which may be introduced, it is possible that a country may leave the Eurozone and return to a national currency, and as a result may leave the EU and/or that the Euro, the European single currency, will cease to exist in its current form and/or lose its legal status in one or more countries in which it currently has such status. The effect of such potential events on the Funds which are denominated in Euro or which invest in instruments predominantly tied to Europe is impossible to predict.

### ***Potential implications of Brexit***

On 31 January 2020, the UK formally withdrew from the EU and entered into a transition period which ended at 11 pm on 31 December 2020. An EU–UK Trade and Cooperation Agreement (the “TCA”) was concluded on 30 December 2020. Although the TCA was ratified by the European Parliament on 28 April 2021, the process to implement the new political, economic and regulatory framework between the UK and the EU remains uncertain and therefore such implementation may still have a detrimental impact on a Fund’s ability to fulfil its investment objective or on the value of a Fund’s assets, and may increase a Fund’s costs.

### ***Impact of Natural or Man-Made Disasters and Disease Epidemics***

Certain regions are at risk of being affected by natural disasters or catastrophic natural events. Considering that the development of infrastructure, disaster management planning agencies, disaster response and relief sources, organized public funding for natural emergencies, and natural disaster early warning technology may be immature and unbalanced in certain countries, the natural disaster toll on an individual portfolio company or the broader local economic market may be significant. Prolonged periods may pass before essential communications, electricity and other power sources are restored and operations of the portfolio company can be resumed. A Fund’s investments could also be at risk in the event of such a disaster. The magnitude of future economic repercussions of natural disasters may also be unknown, may delay a Fund’s ability to invest in certain companies, and may ultimately prevent any such investment entirely.

Investments may also be negatively affected by man-made disasters. Publicity of man-made disasters may have a significant negative impact on overall consumer confidence, which in turn may materially and adversely affect the performance of a Fund’s investments, whether or not such investments are involved in such man-made disaster.

Outbreaks of infectious diseases may also have a negative impact on the performance of the Funds. For example, an outbreak of respiratory disease caused by a novel coronavirus was first detected in December 2019 and then spread globally. This coronavirus has resulted in borders closing, restrictions on movement of people, quarantines, cancellations of transportation and other services, disruptions to supply chains, businesses and customer activity, as well as general concern and uncertainty. It is possible that there may be similar outbreaks of other infectious diseases in the future. The impact of this coronavirus, and other epidemics and pandemics that may arise in the future, could affect the economies of many nations, individual companies and the market in general in ways that cannot necessarily be foreseen at the present time. In addition, the impact of infectious diseases in emerging developing or emerging market countries may be greater due to less established health care systems. Health crises caused by the recent coronavirus outbreak may exacerbate other pre-existing political, social and economic risks in certain countries. The impact of the outbreak may be short term or may last for an extended period of time. Such events could increase volatility and the risk of loss to the value of investments of the investors.

### ***Emerging Market Risks***

Due to the developing nature of the countries in which certain Funds may invest their markets are similarly of a developing nature. Accordingly, these markets may be insufficiently liquid and levels of volatility in price movements may be greater than those experienced in more developed economies and markets. In addition, reporting standards and market practices may not provide the same degree of information as would generally apply internationally and therefore may increase risk. In addition, an issuer may default on payments and such circumstances could mean that investors may not receive back on repurchase or otherwise the amount originally invested.

It should be remembered that the legal infrastructure and accounting, auditing and reporting standards in emerging markets may not provide the same degree of shareholder protection or information to investors as would generally apply internationally. In particular, valuation of assets, depreciation, exchange differences, deferred taxation, contingent liabilities and consolidation may be treated differently from international accounting standards.

The value of the assets of a Fund investing in developing markets may be adversely affected by uncertainties, such as political developments, changes in government policies, taxation and currency repatriation and restrictions on foreign investment in some of the countries in which such Fund may invest. As a result, the Fund may suffer losses. Further, this may lead to a delay in payment of redemptions to Shareholders when the relevant Fund encounters repatriation restrictions. Any fluctuation in currency and interest rate, inflation and changes in relation to currency convertibility in the Emerging Markets that the relevant Fund invests in may cause an adverse impact on the Net Asset Value of the Fund.

The Funds may invest in markets where custodial and/or settlement systems are not fully developed in regions such as Africa, the Middle East, Central and Eastern Europe, Asia and Latin America. Settlement, clearing, safe custody and registration procedures in these regions may be underdeveloped increasing the risks of error, fraud or default.

### ***Risks of Direct Investment in the Investment Markets of the Russian Federation***

Direct investment in Russian securities presents many of the same risks as investing in securities of issuers in other emerging market economies, as described above. However, the political, legal and operational risks of investing in Russian issuers may be particularly pronounced. Certain Russian issuers may also not meet internationally-accepted standards of corporate governance.

To the extent that a Fund invests directly in the Russian markets, increased risks are incurred particularly with regard to settlement of transactions and custody of the assets. In Russia the legal claim to securities is asserted by means of entry in a register. Maintenance of this register may, however, diverge significantly from internationally accepted standards. A Fund may lose its entry in the register, in whole or in part, particularly through negligence, lack of care or even fraud. It is also not possible to guarantee at present that the register is maintained independently, with the necessary competence, aptitude and integrity, and in particular without the underlying corporations exerting an influence; registrars are not subject to any effective state supervision. The destruction or other impairment of the

register may also result in loss of rights. Moreover, the possibility cannot be excluded that, when investing directly in Russian markets, claims to title of the relevant assets by third parties may already exist, or that acquisition of such assets may be subject to restrictions about which the purchaser has not been informed. These circumstances may reduce the value of the assets that are acquired or may prevent full or partial access by a Fund to these assets, to its detriment.

### ***Concentration Risk***

The investments of certain Funds may be concentrated in a single market or country. A Fund which pursues a concentrated investment strategy may be subject to a greater degree of volatility and risk than a Fund following a more diversified strategy. To the extent that a Fund concentrates its investments in a particular market or country, its investments may become more susceptible to fluctuations in value resulting from adverse economic or business conditions in that market or country. As a consequence, the aggregate return of the Fund may be adversely affected by the unfavourable developments in that particular market or country in which the Fund invests.

### ***Credit Risk***

Bonds or other debt securities involve credit risk to the issuer which may be evidenced by the issuer's credit rating. Securities which are subordinated and/or have a lower credit rating are generally considered to have a higher credit risk and a greater possibility of default than more highly rated securities. However, there is no guarantee of the accuracy of credit ratings. A Fund investing in bonds or other debt securities will be subject to the credit risk of the issuers of the bonds or debt securities in which it invests. In the event that any issuer of bonds or other debt securities in which the assets of a Fund are invested defaults, becomes insolvent or experiences financial or economic difficulties, this may adversely affect the value of the relevant securities (which may be zero) and any amounts paid on such securities (which may be zero), which may in turn adversely affect the Net Asset Value of the Fund. In times of financial instability, there may be increased uncertainty surrounding the creditworthiness of issuers of debt or other securities, including financial derivatives instruments, and market conditions may lead to increased instances of default amongst issuers. This may in turn affect the Net Asset Value per Share.

The value of a Fund may be affected if any of the financial institutions with which the cash of the Fund is invested or deposited suffers insolvency or other financial difficulties.

There is no certainty in the credit worthiness of issuers of debt securities. Unstable market conditions may mean there are increased instances of default amongst issuers.

### ***Debt Securities Risk***

A Fund may have exposure to debt securities that are unrated, and whether or not rated, the debt investments may have speculative characteristics. The issuers of such instruments (including sovereign issuers) may face significant ongoing uncertainties and exposure to adverse conditions that may undermine the issuer's ability to make timely payment of interest and principal. Such investments are regarded as predominantly speculative with respect to the issuer's capacity to pay interest and repay principal in accordance with the terms of the obligations and involve major risk exposure to adverse conditions. In addition, an economic recession could severely disrupt the market for most of these securities and may have an adverse impact on the value of such investments. It is also likely that any such economic downturn could adversely affect the ability of the issuers of such securities to repay principal and pay interest thereon and increase the incidence of default for such securities.

Certain Funds may invest in securities which are unrated or below Investment Grade and will therefore, be subject to higher risks associated with unrated or below Investment Grade securities. As a result, the Net Asset Value of the Fund may be adversely affected.

Investments in securities which are below Investment Grade are considered to have a higher risk exposure than securities which are Investment Grade with respect to payment of interest and the return of principal. Investors should therefore assess the risks associated with an investment in such a Fund. Low rated debt securities generally offer a higher current yield than higher grade issues. However, low rated debt securities involve higher risks and are more sensitive to adverse changes in general economic conditions and in the industries in which the issuers are engaged, as well as to changes in

the financial condition of the issuers and changes in interest rates. Additionally, the market for lower rated debt securities generally is less active than that for higher quality securities and a Fund's ability to liquidate its holdings in response to changes in the economy or the financial markets may be further limited by such factors as adverse publicity and investor perceptions. The value of lower-rated or unrated corporate bonds and notes is also affected by investors' perceptions. When economic conditions appear to be deteriorating, lower rated or unrated corporate bonds and notes may decline in market value due to investors' heightened concerns and perceptions over credit quality.

### ***Credit Ratings Risk***

The ratings of fixed-income securities by Moody's and Standard & Poor's are a generally accepted barometer of credit risk. They are, however, subject to certain limitations from an investor's standpoint. The rating on an issuer or a security is heavily weighted by past performance and does not necessarily reflect probable future conditions. There is frequently a lag between the time the rating is assigned and the time it is updated. In addition, there may be varying degrees of difference in credit risk of securities within each rating category. In the event of a down-grading of the credit rating of a security or an issuer relating to a security, the value of a Fund investing in such security may be adversely affected.

### ***Interest Rates Risk***

Changes in market interest rates will affect the value of debt securities held by a Fund. Generally, the market value of debt securities moves in the opposite direction from interest rates; the market value decreases when interest rates rise and increases when interest rates fall. A Fund's net asset value per Share generally moves in the same direction as the market value of the debt securities in the Fund's portfolio. Therefore, if interest rates rise, investors should expect the Fund's Net Asset Value per Share to fall, and if interest rates fall, investors should expect the Fund's Net Asset Value to rise. Long-term debt securities are generally more sensitive to changes in interest rates and, therefore, are subject to a greater degree of market price volatility. To the extent a Fund holds long-term debt securities, its Net Asset Value will be subject to a greater degree of fluctuation than if it held debt securities of a shorter duration.

### ***Sovereign Debt Risk***

Investment in debt obligations issued or guaranteed by governments of certain developed and developing countries or their agencies and instrumentalities ("Governmental Entities") involves a degree of risk. The Governmental Entities that controls the repayment of sovereign debt may not be able or willing to repay the principal and/or interest when due in accordance with the terms of such debt. Governmental Entities may default on their sovereign debt. Holders of sovereign debt, including the relevant Fund, may be requested to participate in the rescheduling of such debt and to extend further loans to Governmental Entities. The above circumstances may adversely affect Net Asset Value of the relevant Fund.

### ***Mortgage-backed and Asset-backed Securities Risk***

A Fund may be exposed to risks associated with securitised instruments (e.g. mortgage-backed and asset-backed securities), such as a credit risk which relates essentially to the quality of the underlying assets, and which may vary in type and may involve liquidity risks. These instruments are based on complex operations that may also involve legal risks and other risks related to the characteristics of the underlying assets.

The value of such mortgage-backed and asset-backed securities depends on the value of the underlying collateral which is subject to market fluctuation and there is a risk that they may be downgraded due to adverse market conditions.

*Extension Risk* — When interest rates rise, certain underlying obligations of the mortgage-backed securities / asset-backed securities will be paid off by the obligor more slowly than anticipated, causing the value of these obligations to fall. Rising interest rates tend to extend the duration of securities, making them more sensitive to changes in interest rates. The value of longer-term securities generally changes more in response to changes in interest rates than shorter-term securities. As a result, in a period of rising interest rates, such securities may exhibit additional volatility and may lose value.

*Prepayment Risk* — When interest rates fall, certain underlying obligations of the mortgage-backed securities / asset-backed securities will be paid off by the obligor more quickly than originally anticipated, and the relevant Fund may have to invest the proceeds in securities with lower yields. In periods of falling interest rates, the rate of prepayments tends to increase (as does price fluctuation) as borrowers are motivated to pay off debt and refinance at new lower rates. During such periods, reinvestment of the prepayment proceeds by the relevant Fund will generally be at lower rates of return than the return on the assets that were prepaid. Prepayment reduces the yield to maturity and the average life of the security.

### ***Risks related to unlisted securities***

Unlisted securities are generally not publicly traded. As there may be no open market for a particular security, it may be difficult for a Fund to sell such securities at the time that it would like or at a favourable price. As a result, the Fund may suffer losses, and the Net Asset Value of the Fund may be adversely affected. Issuers of unlisted securities tend to maintain less comprehensive financial information, and tend to be less regulated, than issuers of listed securities. The Investment Manager will undertake analysis after reviewing information that is less comprehensive than that available to an investor in relation an issuer of listed securities.

### ***Risks related to the valuation of unlisted securities***

When compared to an equivalent listed investment, the valuation of unlisted securities may be impacted by the relative scarcity of comparable market data on which to base, or against which to benchmark, the value of any unlisted securities. Such valuations may have a direct or indirect impact on the fees payable and distributions receivable (where applicable) by investors in respect of an investment in a Fund. If a valuation is incorrect, it may impact distribution (where applicable) and/or any fees and/or expenses contingent on the Net Asset Value of a Fund.

### ***Derivative Risks***

#### ***a. Counterparty risk***

A Fund may enter into transactions in over-the-counter markets that expose it to the credit risk of its counterparties and their ability to satisfy the terms of such contracts. Where a Fund enters into over-the-counter arrangements, it will be exposed to the risk that the counterparty may default on its obligations to perform under the relevant contract. In the event of the bankruptcy or insolvency of a counterparty, a Fund could experience delays in liquidating the position and may incur significant losses. There is also a possibility that ongoing derivative transactions may be terminated unexpectedly as a result of events outside the control of the Company, for instance, bankruptcy, supervening illegality or a change in the tax or accounting laws relative to those transactions at the time the agreement was originated and the Fund may incur significant losses as a result. In accordance with standard industry practice, it is the policy of the Company to net exposures against its counterparties therefore limiting potential loss.

#### ***b. Leverage component risk***

Since many derivative instruments have a leverage component, adverse changes in the value or level of the underlying asset, rate or index can result in a loss substantially greater than the amount invested in the derivative itself. Certain derivative instruments have the potential for unlimited loss regardless of the size of the initial investment. If there is default by the other party to any such transaction, there will be contractual remedies; however, exercising such contractual rights may involve delays or costs which could result in the value of the total assets of the related portfolio being less than if the transaction had not been entered.

#### ***c. Liquidity risk***

Liquidity risk exists when a particular derivative instrument is difficult to purchase or sell. If a derivative transaction is particularly large or if the relevant market is illiquid (as is the case with many privately negotiated derivatives), it may not be possible to initiate a transaction or liquidate a position at an advantageous time or price.



d. *Risks associated with futures, options and warrants*

A Fund may from time to time use both exchange-traded and over-the-counter futures and options as part of its investment strategy or for hedging purposes. These instruments are highly volatile, involve certain special risks and expose investors to a high risk of loss. The low initial margin deposits normally required to establish a futures position permit a high degree of leverage. As a result, a relatively small movement in the price of a futures contract may result in a profit or a loss which is high in proportion to the amount of funds actually placed as initial margin and may result in unquantifiable further loss exceeding any margin deposited. Further, when used for hedging purposes there may be an imperfect correlation between these instruments and the investments or market sectors being hedged. Transactions in over-the-counter derivatives may involve additional risk as there is no exchange or market on which to close out an open position. It may be impossible to liquidate an existing position, to assess or value a position or to assess the exposure to risk. Warrants give a Fund the right to subscribe to or purchase securities in which a Fund may invest. The underlying security may be subject to market volatility thus rendering an investment in a warrant a higher risk than an investment in an equity security.

e. *Forward contracts risk*

Forward contracts, unlike futures contracts, are not traded on exchanges and are not standardised; rather, banks and dealers act as principals in these markets, negotiating each transaction on an individual basis. Forward trading is substantially unregulated, there is no limitation on daily price movements and speculative position limits are not applicable. The principals who deal in the forward markets are not required to continue to make markets in the currencies or commodities they trade and these markets can experience periods of illiquidity, sometimes of significant duration. Market illiquidity or disruption could result in major losses to a Fund.

f. *Forward exchange contract risk*

A Fund may enter into currency exchange transactions by buying currency exchange forward contracts for the purposes of hedging against currency exposure or for investment purposes.

A Fund may enter into forward contracts to hedge against a change in currency exchange rates that would cause a decline in the value of the existing investments denominated or principally traded in a currency other than the Base Currency of that Fund. To do this, the Fund would enter into a forward contract to sell the currency in which the investment is denominated or principally traded in exchange for the Base Currency of the Fund. Although these transactions are intended to minimise the risk of loss due to a decline in the value of the hedged currency, at the same time they limit any potential gain that might be realised should the value of the hedged currency increase. The precise matching of the forward contract amounts and the value of the securities involved will not generally be possible because the future value of such securities will change as a consequence of market movements in the value of such securities between the date when the forward contract is entered into and the date when it matures. The successful execution of a hedging strategy which matches exactly the profile of the investments of a Fund cannot be assured.

g. *Risk relating to structured notes*

A Fund may invest in structured notes, which may be issued by banks, brokerage firms, insurance companies and other corporations. Structured notes may not be listed and are subject to the terms and conditions imposed by their issuer. These terms may lead to delays in implementing the Investment Manager's investment strategy due to restrictions on the issuer acquiring or disposing of the securities underlying the structured notes. Investment in structured notes can be illiquid as there is no active market in structured notes. In order to meet realisation requests, the Fund relies upon the counterparty issuing the structured notes to quote a price to unwind any part of the structured notes. This price will reflect the market liquidity conditions and the size of the transaction.

By seeking exposure to investments in securities through structured notes, a Fund is exposed to the credit risk of the issuer of the structured notes. There is a risk that the issuer will not settle a transaction due to a credit or liquidity problem, thus causing the Fund to suffer a loss. In addition, in the case of a default, the Fund could become subject to adverse market movements while replacement transactions are executed.

An investment in a structured note entitles the holder to certain cash payments calculated by reference to the securities to which the structured note is linked. It is not an investment directly in the securities themselves. An investment in structured notes does not entitle the holder of structured notes to the beneficial interest in the securities nor to make any claim against the Company issuing the securities.

*h. Risks associated with investment in convertible securities and hybrid securities*

The convertible securities in which a Fund may invest consist of bonds, notes (including participation notes), debentures and preferred stocks which may be converted or exchanged at a stated or determinable exchange ratio into underlying shares of common stock. Convertible securities may offer higher income than the common stocks into which they are convertible. A Fund may be required to permit the issuer of a convertible security to redeem the security, convert it into the underlying common stock, or sell it to a third party.

A Fund with convertible securities may not be able to control whether the issuer of a convertible security chooses to convert that security. If the issuer chooses to do so, this action could have an adverse effect on a Fund's ability to achieve its investment objective because the issuer may force conversion before the Fund would otherwise choose to do so. This may impact on the value of the Fund's investment and as a result, the Net Asset Value of the Fund may be adversely affected.

A hybrid security is a security which combines two or more financial instruments. Hybrid securities generally combine a traditional stock or bond with an option or forward contract. Generally, the principal amount payable upon maturity or redemption, or interest rate of a hybrid security, is tied (positively or negatively) to the price of a currency or securities index or another interest rate or some other economic factor (each a "benchmark"). The interest rate or (unlike most fixed income securities) the principal amount payable at maturity of a hybrid security may be increased or decreased, depending on the changes in the value of the benchmark.

Hybrid securities are generally traded on the stock market and therefore susceptible to changes in their price. As these securities have fixed interest characteristics their price may be impacted by movements in interest rates, as well as perceptions of the issuer's ability to meet coupon payments.

*i. Risks associated with swaps (including total return swaps)*

A Fund may enter into swap agreements with respect to currencies, interest rates, credit defaults and financial indices. A Fund may use these techniques for investment purposes or for efficient portfolio management purposes to hedge against changes in interest rates, currency rates, securities prices, or as part of their overall investment strategies. Whether a Fund's use of swap agreements will be successful will depend on the Investment Manager's ability to correctly predict whether certain types of investments are likely to produce greater returns than other investments.

Payments under a swap contract may be made at the conclusion of the contract or periodically during its term. If there is a default by the counterparty to a swap contract a Fund will be limited to contractual remedies pursuant to the agreements related to the transaction. There is no assurance that swap contract counterparties will be able to meet their obligations pursuant to swap contracts or that, in the event of default, the Fund will succeed in pursuing contractual remedies. A Fund thus assumes the risk that it may be delayed in or prevented from obtaining payments owed to it pursuant to swap contracts and therefore may experience a decline in the value of its position, lose income and incur costs associated with asserting its rights. Furthermore, in addition to being subject to the credit risk of the counterparty to the total return

swap, the Fund is also subject to the credit risk of the issuer of the reference obligation. Costs incurred in relation to entering into a total return swap, differences in currency values and costs associated with hedged/unhedged share classes may result in the value of the index/reference value of the underlying of the total return swap differing from the Net Asset Value per Share of the relevant Fund.

Shareholders should be aware that a Fund may seek to enter into total return swap contracts on a rolling maturity basis. However, there can be no assurance that upon maturity, further total return swap contracts will be available to the Fund or, if available, that such total return swap contracts will have terms similar to those previously entered into.

*j. Credit default swap risk*

If a Fund is the buyer of a credit default swap, it would be entitled to receive the agreed-upon value (or par) of a referenced debt obligation from the counterparty to the swap on the occurrence of certain credit events in relation to the relevant reference entity. As consideration, the Fund would pay to the counterparty a periodic stream of fixed payments during the life of the swap if no credit event has occurred, in which case the Fund would receive no benefits under the swap. In circumstances in which a Fund does not own the debt securities that are deliverable under a credit default swap, the Fund is exposed to the risk that deliverable securities will not be available in the market, or will be available only at unfavourable prices. In certain instances of issuer defaults or restructurings, it has been unclear under the standard industry documentation for credit default swaps whether or not a "credit event" triggering the seller's payment obligation had occurred. In either of these cases, a Fund would not be able to realise the full value of the credit default swap upon a default by the reference entity. As a seller of credit default swaps, a Fund incurs exposure to the credit of the reference entity and is subject to many of the same risks it would incur if it were holding debt securities issued by the reference entity. However, a Fund will not have any legal recourse against the reference entity and will not benefit from any collateral securing the reference entity's debt obligations.

*k. Index risk*

If a derivative is linked to the performance of an index, it will be subject to the risks associated with changes to that index. If the index changes, a Fund could receive lower interest payments or experience a reduction in the value of the derivative to below what the Fund paid. Certain indexed securities – including inverse securities (which move in the opposite direction to the index) – may create leverage, to the extent that the increase or decrease in value is at a rate that is a multiple of the changes in the applicable index.

*l. Leverage risk*

With certain types of investments or trading strategies, relatively small market movements may result in large changes in the value of an investment. Certain investments or trading strategies that involve leverage can result in losses that greatly exceed the amount originally invested.

*m. Position (market) risk*

There is a possibility that derivative instruments will be terminated unexpectedly as a result of events outside the control of the Company, for instance, bankruptcy, supervening illegality or a change in the tax or accounting laws relative to those transactions at the time the agreement was originated. In accordance with standard industry practice, it is the policy of the Company to net exposures against its counterparties.

*n. Correlation risk*

Derivatives do not always perfectly or even highly correlate or track the value of the securities, rates or indices they are designed to track. Consequently, a Fund's use of derivative techniques may not always be an effective means of, and sometimes could be counterproductive to, a Fund's investment objective. An adverse price movement in a derivative position may require cash payments of variation margin by the Fund that might in turn require, if there is insufficient

cash available in the portfolio, the sale of the Fund's investments under disadvantageous conditions.

*o. High leverage risk*

A Fund may have a net leveraged exposure of over 100% of the Fund's Net Asset Value, and in adverse situations, this may result in significant or total loss of the Fund.

*p. Valuation Risk*

Derivatives may involve risk of mispricing or improper valuation and the risk that changes in the value of the derivative may not correlate perfectly with the underlying assets.

*q. Other risks*

There are legal risks involved in using derivative instruments which may result in loss due to the unexpected application of a law or regulation or because contracts or clauses therein are not legally enforceable or documented correctly. In an adverse situation, the use of financial derivative instruments for hedging and efficient portfolio management may become ineffective and as a result, a Fund may suffer significant losses.

***Risks Relating to REITs and other Property-Related Companies***

The prices of equity REITs and other property-related companies are affected by changes in the value of the underlying property owned by the REITs/property-related companies and changes in capital markets and interest rates. The prices of mortgage REITs and other property-related companies are affected by the quality of any credit they extend, the creditworthiness of the mortgages they hold, as well as by the value of the property that secures the mortgages.

Under certain tax legislation, REITs and other property-related companies may avoid tax on the income they distribute if certain conditions are made. For example, under the US Internal Revenue Code of 1986, as amended (the "Code"), a US REITs is not taxed in the US on income it distributes to its shareholders if it complies with several requirements relating to its organisation, ownership, assets and income and a requirement that it generally distribute to its shareholders at least 90 per cent. of its taxable income (other than net capital gains) for each taxable year. However the REITs/property-related company could fail to qualify for tax-free pass-through of income under, for example, the Code. Such a failure would result in the taxation of income of a disqualified REITs/property-related company's distributed income at the REITs/property-related company level.

While the Funds will not invest in real property directly, the Funds may be subject to risks similar to those associated with the direct ownership of real property (in addition to securities market risks) because of its policy of concentrating its investments in the real estate industry.

In addition to these risks, equity REITs and other property-related companies may be affected by changes in the value of the underlying property owned by the trusts, while mortgage REITs and other property-related companies may be affected by the quality of any credit they extend. Further, REITs and other property-related companies are dependent upon management skills and generally may not be diversified. REITs and other property-related companies are also subject to heavy cash flow dependency, defaults by borrowers and self-liquidation. There is also the risk that borrowers under mortgages held by a REITs/property-related company or lessees of a property that a REITs/property-related company owns may be unable to meet their obligations to the REITs/property-related company. In the event of a default by a borrower or lessee, the REITs/property-related company may experience delays in enforcing its rights as a mortgagee or lessor and may incur substantial costs associated with protecting its investments. In addition to the foregoing risks, certain "special purpose" REITs/property-related companies in which a Fund may invest may have their assets in specific real property sectors, such as hotel REITs/property-related companies, nursing home REITs/property-related companies or warehouse REITs/property-related companies, and are therefore subject to the risks associated with adverse developments in these sectors.

***Risks Associated with Investment in other Collective Investment Schemes***

A Fund may, where set out in its investment policy, invest in one or more collective investment schemes, including other Funds of the Company, other schemes managed by the Manager or its affiliates including the Investment Manager or their affiliates. As a shareholder of another collective investment scheme, a Fund would bear, along with other shareholders, its pro rata portion of the expenses of the other collective scheme, including investment management and/or other fees. These fees may be in addition to the Management Fees and other expenses which a Fund bears directly in connection with its own operations.

A collective investment scheme in which a Fund may invest may have less frequent dealing days than a Fund and this could impair a Fund's ability to distribute repurchase proceeds to a Shareholder who wishes the Company to repurchase its Shares because of the Fund's inability to realise its investments. In circumstances where the underlying scheme has less frequent dealing days than a Fund and where requests for the repurchase of Shares exceed 10 per cent. of the Fund's Net Asset Value on a Dealing Day, it may be necessary for the Company to impose a restriction on the repurchase of its Shares in excess of that specified amount because the Fund is unable to realise its investments in the underlying scheme or other investments in order to meet the repurchase requests on that Dealing Day. This may mean that a Shareholder's repurchase request is not met on that Dealing Day but will then be dealt with on the next and/or subsequent Dealing Days. If repurchase requests on any Dealing Day exceed 10 per cent. of the Shares in issue in respect of any Fund, the Company may defer the excess repurchase requests to subsequent Dealing Days and shall repurchase such Shares rateably in accordance with the provisions of the Articles. In addition, the underlying scheme may itself impose a restriction on the redemption of its shares in circumstances where the redemption requests it receives exceed a certain threshold or percentage of its shares in issue on a particular dealing day. The imposition of such a restriction by the underlying scheme will also affect the Fund's ability to realise its investment in that scheme in a timely manner.

### ***Custody Risks***

Market practices in relation to the settlement of securities transactions and the custody of assets could provide increased risk. In particular, some of the markets in which a Fund may invest do not provide for settlement on a delivery versus payment basis and the risk in relation to such settlements has to be borne by the Fund.

### ***Settlement Risks***

A Fund will be exposed to a credit risk on parties with whom it trades and may also bear the risk of settlement default. Market practices in relation to the settlement of securities transactions and the custody of assets could provide increased risks. The Manager or the Investment Manager may instruct the Depositary to settle transactions on a delivery free of payment basis where it believes that this form of settlement is appropriate. Shareholders should be aware, however, that this may result in a loss to a Fund if a transaction fails to settle and the Depositary will not be liable to the Fund or to the Shareholders for such a loss, provided the Depositary has acted in good faith in making any such delivery or payment.

### ***Political Risks***

The performance of a Fund may be affected by changes in economic and market conditions, uncertainties such as political developments, military conflict and civil unrest, changes in government policies, the imposition of restrictions on the transfer of capital and in legal, regulatory and tax requirements.

### ***Currency Risk***

A Fund may issue classes denominated in a currency other than the Base Currency of that Fund. In addition, a Fund may invest in assets that are denominated in a currency other than the Base Currency of that Fund. Accordingly, the value of a Shareholder's investment may be affected favourably or unfavourably by fluctuations in the rates of exchange of the different currencies. The Company may create hedged currency classes to hedge the resulting currency exposure back into the Base Currency of the relevant Share Class. In addition, the Company may hedge the currency exposure due to investing in assets denominated in a currency other than the Fund's Base Currency. Whilst these hedging strategies are designed to reduce the losses to a Shareholder's investment if the currency of that Class or the currencies of assets which are denominated in currencies other than the Fund's Base

Currency fall against that of the Base Currency of the relevant Fund and/or the currencies of the relevant or appropriate benchmark, the use of class hedging strategies may substantially limit holders of Shares in the relevant Class from benefiting if the currency of that Class rises against that of the Base Currency of the relevant Fund and/or the currency in which the assets of the relevant Fund are denominated and/or the currencies of the relevant or appropriate benchmark.

It may not always be possible to execute hedging transactions, or to do so at prices, rates or levels advantageous to the Funds. The success of any hedging transactions will be subject to the movements in the direction of securities prices and currency and interest rates and the stability of pricing relationships. Therefore, while a Fund might enter into such transactions to reduce currency exchange rate and interest rate risks, unanticipated changes in exchange rates or interest rates may result in poorer overall performance for Fund than if it had not engaged in such hedging. In addition, the degree of correlation between price movements of the instruments used in a hedging strategy and price movements in the position being hedged may vary. An imperfect correlation may prevent a Fund from achieving the intended hedge or expose a Fund to a risk of loss.

The Net Asset Value per Share of certain Class L Shares will be calculated in the Base Currency of the relevant Fund (as specified in the Supplement for each Fund) and will then be translated into the currency of denomination of the relevant Class L Shares at the prevailing exchange rate. Unless otherwise stated, it is expected that, because the Investment Manager will not hedge this currency exposure, the Net Asset Value and performance of these Classes of Shares will be impacted by changes in the rates of exchange between the Base Currency of the relevant Fund and the currency of denomination of the relevant Class of Class L Shares. Investors in these Classes of Shares will bear this currency risk.

#### ***Subscription, Repurchase and Conversion Currency Risks***

Shares in any Fund may be subscribed for or repurchased in any freely convertible currency not being the Base Currency of the Fund. Similarly, Shareholders may convert Shares in one Fund to Shares in another Fund and the Shares in the two Funds may be denominated in different currencies. The costs of foreign currency exchange transactions and any related gains or losses in connection with any subscription, repurchase or conversion will be borne by the investor.

#### ***Rating of Investment Risk***

There is no assurance that the ratings of each rating agency will continue to be calculated and published on the basis described in this Prospectus or that they will not be amended significantly. The past performance of a rating agency in rating an investment is not necessarily a guide to future performance.

#### ***Umbrella Structure of the Company and Cross-Liability Risk***

Each Fund will be responsible for paying its fees and expenses regardless of the level of its profitability. The Company is an umbrella fund with segregated liability between funds and under Irish law the Company generally will not be liable as a whole to third parties and there generally will not be the potential for cross-liability between the funds. Notwithstanding the foregoing, there can be no assurance that, should an action be brought against the Company in the courts of another jurisdiction, the segregated nature of the Funds would necessarily be upheld.

#### ***Early Termination Risk***

The Company and/or a Fund could be terminated on the occurrence of certain events as described in the section headed "Termination" below. On termination Shareholders shall receive an amount equal to the Net Asset Value per Share held, minus any applicable charges, which may be less than the amount originally invested. The early termination of the Company or of a Fund may have adverse tax consequences for Shareholders.

#### ***Investment Manager Risk***

The Manager may consult the Investment Manager or an Investment Adviser with respect to the valuation of unlisted investments. There is an inherent conflict of interest between the involvement of

the Investment Manager or an Investment Adviser in determining the valuation of the Fund's investments and the Investment Manager or the Investment Adviser's other responsibilities.

### ***High Yield Risk***

A Fund may, where set out in its investment policy, invest in high yield below investment grade securities and unrated securities of similar credit quality (commonly known as "junk bonds"), it may be subject to greater levels of interest rate, credit and liquidity risk than Funds that do not invest in such securities. These securities are considered predominantly speculative with respect to the issuer's continuing ability to make principal and interest payments. While offering a greater potential opportunity for capital appreciation and higher yields, high yield securities typically entail greater potential price volatility and may be less liquid than higher-rated securities. An economic downturn or period of rising interest rates could adversely affect the market for high yield securities and reduce such a Fund's ability to sell its high yield securities. If the issuer of a security is in default with respect to interest or principal payments, the Fund may lose its entire investment.

### ***Breaches in Information Technology Security***

The Manager, Administrator and Depositary (and their respective groups) each maintain appropriate information technology systems. However, like any other system, these systems could be subject to cyber security attacks or similar threats resulting in data security breaches, theft, a disruption in the Manager's, Investment Manager's, Administrator's and/or Depositary's service or ability to close out positions and the disclosure or corruption of sensitive and confidential information. Notwithstanding the existence of policies and procedures designed to detect and prevent such breaches and ensure the security, integrity and confidentiality of such information as well as the existence of business continuity and disaster recovery measures designed to mitigate any such breach or disruption at the level of the Company and its delegates, such security breaches may potentially also result in loss of assets and could create significant financial and or legal exposure for the Company.

### ***Cyber Security Risk***

As the use of technology has become more prevalent in the course of business, the Funds have become potentially more susceptible to operational risks through breaches in cyber security. A breach in cyber security refers to both intentional and unintentional events that may cause a Fund to lose proprietary information, suffer data corruption, or lose operational capacity. This in turn could cause a Fund to incur regulatory penalties, reputational damage, additional compliance costs associated with corrective measures, and/or financial loss. Cyber security breaches may involve unauthorised access to a Fund's digital information systems (e.g. through "hacking" or malicious software coding), but may also result from outside attacks such as denial-of-service attacks (i.e. efforts to make network services unavailable to intended users). In addition, cyber security breaches of a Fund's third party service providers (e.g., administrators, transfer agents, depositaries and sub-advisers) or issuers that a Fund invests in can also subject a Fund to many of the same risks associated with direct cyber security breaches. Like with operational risk in general, the Funds have established risk management systems designed to reduce the risks associated with cyber security. However, there is no guarantee that such efforts will succeed, especially since the Funds do not directly control the cyber security systems of issuers or third party service providers.

### ***Risks Associated with Securities Financing Transactions***

#### ***General***

Entering into repurchase agreements, reverse repurchase agreements and stocklending agreements create several risks for the Company and its investors. The relevant Fund is exposed to the risk that a counterparty to a securities financing transaction may default on its obligation to return assets equivalent to the ones provided to it by the relevant Fund. It is also subject to liquidity risk if it is unable to liquidate collateral provided to it to cover a counterparty default. Such transactions may also carry legal risk in that the use of standard contracts to effect securities financing transactions may expose a Fund to legal risks such as the contract may not accurately reflect the intention of the parties or the contract may not be enforceable against the counterparty in its jurisdiction of incorporation. Such transactions may also involve operational risks in that the use of securities financing transactions and

management of collateral are subject to the risk of loss resulting from inadequate or failed internal processes, people and systems or from external events. Risks may also arise with respect to any counterparty's right of re-use of any collateral as outlined below under "*Risks Associated with Collateral Management*".

### *Securities Lending*

Where disclosed in the relevant Supplement, a Fund may engage in securities lending activities. As with any extensions of credit, there are risks of delay and recovery. Should the borrower of securities fail financially or default in any of its obligations under any securities lending transaction, the collateral provided in connection with such transaction will be called upon. The value of the collateral will be maintained to a certain level to ensure that the exposure to a given counterparty does not breach any risk-spreading rules imposed under the UCITS Regulations. However, there is a risk that the value of the collateral may fall below the value of the securities transferred. In addition, as a Fund may invest cash collateral received under a securities lending arrangement in accordance with the requirements set down in the UCITS Regulations, a Fund will be exposed to the risk associated with such investments, such as failure or default of the issuer or the relevant security.

### *Repurchase Agreements*

Under a repurchase agreement, the relevant Fund retains the economic risks and rewards of the securities which it has sold to the counterparty and therefore is exposed to market risk in the event that it must repurchase such securities from the counterparty at the pre-determined price which is higher than the value of the securities. If it chooses to reinvest the cash collateral received under the repurchase agreement, it is also subject to market risk arising in respect of such investment.

### *Reverse Repurchase Agreements*

Where disclosed in the relevant Supplement, a Fund may enter into reverse repurchase agreement. If the seller of securities to the Fund under a reverse repurchase agreement defaults on its obligation to repurchase the underlying securities, as a result of its bankruptcy or otherwise, the Fund will seek to dispose of such securities, which action could involve costs or delays. If the seller becomes insolvent and subject to liquidation or reorganisation under applicable bankruptcy or other laws, the Fund's ability to dispose of the underlying securities may be restricted. It is possible, in a bankruptcy or liquidation scenario, that the Fund may not be able to substantiate its interest in the underlying securities. Finally, if a seller defaults on its obligation to repurchase securities under a reverse repurchase agreement, the Fund may suffer a loss to the extent that it is forced to liquidate its position in the market, and proceeds from the sale of the underlying securities are less than the repurchase price agreed to by the defaulting seller.

### *Risks Associated with Collateral Management*

Where a Fund enters into an OTC derivative contract or a securities financing transaction, it may be required to pass collateral to the relevant counterparty or broker. Collateral that a Fund posts to a counterparty or a broker that is not segregated with a third-party custodian may not have the benefit of customer-protected "segregation" of such assets. In the event of the insolvency of a counterparty or a broker, the Fund may become subject to the risk that it may not receive the return of its collateral or that the collateral may take some time to return if the collateral becomes available to the creditors of the relevant counterparty or broker. In addition, notwithstanding that a Fund may only accept non-cash collateral which is highly liquid, the Fund is subject to the risk that it will be unable to liquidate collateral provided to it to cover a counterparty default. The Fund is also subject to the risk of loss resulting from inadequate or failed internal processes, people and systems or from external events.

Where cash collateral received by a Fund is re-invested in accordance with the conditions imposed by the Central Bank, a Fund will be exposed to the risk of a failure or default of the issuer of the relevant security in which the cash collateral has been invested.

Where collateral is posted to a counterparty or broker by way of a title transfer collateral arrangement or where the Company on behalf of a Fund grants a right of re-use under a security collateral arrangement which is subsequently exercised by the counterparty, the Company on behalf of a Fund



will only have an unsecured contractual claim for the return of equivalent assets. In the event of the insolvency of a counterparty, the Fund shall rank as an unsecured creditor and may not receive equivalent assets or recover the full value of the assets. Investors should assume that the insolvency of any counterparty would result in a loss to the relevant Fund, which could be material. In addition, assets subject to a right of re-use by a counterparty may form part of a complex chain of transactions over which the Company or its delegates will not have any visibility or control.

Because the passing of collateral is effected through the use of standard contracts, a Fund may be exposed to legal risks such as the contract may not accurately reflect the intentions of the parties or the contract may not be enforceable against the counterparty in its jurisdiction of incorporation.

### ***Taxation Risks***

Potential investors' attention is drawn to the taxation risks associated with investing in any Fund of the Company. Please see the section headed "Taxation".

### ***Foreign Account Tax Compliance Act***

The foreign account tax compliance provisions ("FATCA") of the Hiring Incentives to Restore Employment Act 2010 which apply to certain payments are essentially designed to require reporting of Specified US Person's direct and indirect ownership of non-US accounts and non-US entities to the US Internal Revenue Service, with any failure to provide the required information resulting in a 30% US withholding tax on direct US investments (and possibly indirect US investments). In order to avoid being subject to US withholding tax, both US investors and non-US investors are likely to be required to provide information regarding themselves and their investors. In this regard the Irish and US Governments signed an intergovernmental agreement with respect to the implementation of FATCA (see section entitled "Compliance with US reporting and withholding requirements" for further detail) on 21 December 2012.

Under the Irish IGA (and the relevant Irish regulations and legislation implementing same), foreign financial institutions (such as the Company) should generally not be required to apply 30% withholding tax. To the extent the Company however suffers US withholding tax on its investments as a result of FATCA, or is not in a position to comply with any requirement of FATCA, the Administrator acting on behalf of the Company may take any action in relation to a Shareholder's investment in the Company to redress such non-compliance and/or to ensure that such withholding is economically borne by the relevant Shareholder whose failure to provide the necessary information or to become a participating foreign financial institution or other action or inaction gave rise to the withholding or non-compliance, including compulsory redemption of some or all of such Shareholder's holding of shares in the Company.

Shareholders and prospective investors should consult their own tax advisor with regard to US federal, state, local and non-US tax reporting and certification requirements associated with an investment in the Company.

### ***Operation of Umbrella Cash Accounts***

The Company has established subscription cash accounts designated in different currencies at umbrella level in the name of the Company. The Company has also established separate redemption cash accounts designated in different currencies at umbrella level in the name of the Company. Pending payment to the relevant Shareholders, dividend payments shall also be paid into separate dividend cash accounts designated in different currencies at umbrella level in the name of the Company. Each of these cash accounts are defined herein as Umbrella Cash Accounts. All subscriptions, redemptions or dividends payable to or from the relevant Fund will be channelled and managed through such Umbrella Cash Accounts.

Certain risks associated with the operation of the Umbrella Cash Accounts are set out below in the sections entitled (i) "*Operation of Subscription Cash Accounts in the name of the Company*"; (ii) - "*Operation of Redemption Cash Accounts in the name of the Company*"; and (iii) "*Distribution Policy*" respectively.

In addition, investors should note that in the event of the insolvency of another Fund of the Company, recovery of any amounts to which a relevant Fund is entitled, but which may have transferred to such other insolvent Fund as a result of the operation of the Umbrella Cash Account(s) will be subject to the principles of Irish trust law and the terms of the operational procedures for the Umbrella Cash Accounts. There may be delays in effecting and/or disputes as to the recovery of such amounts, and the insolvent Fund may have insufficient funds to repay the amounts due to the relevant Fund.

In circumstances where subscription monies are received from an investor in advance of a Dealing Day in respect of which an application for Shares has been, or expected to be, received and are held in an Umbrella Cash Account, any such investor shall rank as an unsecured creditor of the Fund until such time as Shares are issued as of the relevant Dealing Day. Therefore in the event that such monies are lost prior to the issue of Shares as of the relevant Dealing Day to the relevant investor, the Company on behalf of the Fund may be obliged to make good any losses which the Fund incurs in connection with the loss of such monies to the investor (in its capacity as a creditor of the Fund), in which case such loss will need to be discharged out of the assets of the relevant Fund and therefore will represent a diminution in the Net Asset Value per Share for existing Shareholders of the relevant Fund.

Similarly in circumstances where redemption monies are payable to an investor subsequent to a Dealing Day of a Fund as of which Shares of that investor were redeemed or dividend monies are payable to an investor and such redemption / dividend monies are held in an Umbrella Cash Account, any such investor /Shareholder shall rank as an unsecured creditor of the relevant Fund until such time as such redemption/ dividend monies are paid to the investor/ Shareholder. Therefore in the event that such monies are lost prior to payment to the relevant investor/ Shareholder, the Company on behalf of the Fund may be obliged to make good any losses which the Fund incurs in connection with the loss of such monies to the investor/ Shareholder (in its capacity as an unsecured creditor of the Fund), in which case such loss will need to be discharged out of the assets of the relevant Fund and therefore will represent a diminution in the Net Asset Value per Share for existing Shareholders of the relevant Fund.

#### **GDPR**

Under the GDPR, data controllers are subject to additional obligations including, amongst others, accountability and transparency requirements whereby the data controller is responsible for, and must be able to demonstrate compliance with the rules set down in the GDPR relating to data processing and must provide data subjects with more detailed information regarding the processing of their personal data. Other obligations imposed on data controllers include enhanced data consent requirements and the obligation to report any personal data breach to the relevant supervisory authority without undue delay. Under the GDPR, data subjects are afforded additional rights, including the right to rectify inaccurate personal information, the right to have personal data held by a data controller erased in certain circumstances and the right to restrict or object to processing in a number of circumstances.

The implementation of GDPR may result in increased operational and compliance costs being borne directly or indirectly by the Company. Further, there is a risk that due to changes in interpretation or guidance which emerge with respect to the GDPR over time, the Company or its services providers will be required to implement measures in a different manner to how they are currently being implemented. If there are breaches of these measures by the Company or any of its service providers, the Company or its service providers could face significant administrative fines and/or be required to compensate any data subject who has suffered material or non-material damage as a result as well as the Company suffering reputational damage which may have a material adverse effect on its operations and financial conditions.

#### ***Environmental, Social and Governance (“ESG”) Investment Risk***

ESG investments are selected or excluded on both financial and non-financial criteria. A Fund may underperform the broader equity market or other funds that do not utilize ESG criteria when selecting investments. A Fund may sell a stock for reasons related to ESG, rather than solely on financial considerations. ESG investing is, to a degree, subjective and there is no assurance that all investments made by a Fund will reflect the beliefs or values of any particular investor. Investments in securities deemed to be 'sustainable' may or may not carry additional or lesser risks.

## ***Sustainability Risk***

Sustainability risk means an environmental, social, or governance event or condition, that, if it occurs, could potentially or actually cause a material negative impact on the value of a Fund's investment. Sustainability risks can either represent a risk of their own or have an impact on other risks and may contribute significantly to risks, such as market risks, operational risks, liquidity risks or counterparty risks.

Sustainability risks may have an impact on long-term risk adjusted returns for investors. Assessment of sustainability risks is complex and may be based on ESG data which is difficult to obtain and incomplete, estimated, out of date or may be otherwise materially inaccurate. Even when identified, there can be no guarantee that this data will be correctly assessed.

## ***ESG Data reliance***

The scope of SFDR is extremely broad, covering a very wide range of financial products and financial market participants. It seeks to achieve more transparency regarding how financial market participants integrate sustainability risks into their investment decisions and consideration of adverse sustainability impacts in the investment process. Data constraint is one of the biggest challenges when it comes to sustainability related information to end-investors, especially in the case of principal adverse impacts of investment decisions, and there are limitations on sustainability and ESG-related data provided by market participants in relation to comparability. Disclosures in this Prospectus may develop and be subject to change due to ongoing improvements in the data provided to, and obtained from, financial market participants and financial advisers to achieve the objectives of SFDR in order to make sustainability-related information available.

## ***Other Risks***

The Manager will be responsible for paying its fees and expenses regardless of the level of its profitability. In view of the fact that an initial charge and/or a redemption charge may be payable on a subscription and/or redemption by an investor and a contingent deferred sales charge may be payable on a redemption by an investor if Shares are redeemed within four years of their subscription any investment in a Fund should be regarded as a medium to long term investment.

## **SUBSCRIPTIONS, REPURCHASES AND DEALINGS IN SHARES**

### **Classes of Shares**

Some of the Funds currently comprise more than one Class of Shares. Details of the Classes of Shares in the Funds are set out in the relevant Supplement for each Fund.

The Classes of Shares in a Fund are distinguished principally on the basis of the initial charge, the redemption charge, the contingent deferred sales charge and the management and distribution fees applicable to them.

Class B, C, C2, L, N and S Shares are offered primarily as an investment to Retail Investors. Investors wishing to purchase Class B, C, C2, L, N or S Shares should do so via their financial intermediary.

Commencing from the Effective Date (as defined below), Class B Shares and Class C2 Shares, whether purchased before or after the Effective Date, will automatically convert into Shares in the corresponding Class L Shares upon the expiry of 4 years (Class B Shares), or 2 years (Class C2 Shares) from the date of the initial subscription into the relevant Class B Shares or Class C2 Shares. The Effective Date for these purposes shall be 31 March, 2017 or such later date as is required in order to implement the relevant enhancements necessary to process the automatic conversion

Class D1 and D2 Shares may be offered in certain limited circumstances to Institutional Investors or distributors and platforms in certain countries who have separate fee arrangements with their clients, and who in the Investment Manager's reasonable opinion are able to subscribe an amount in excess of the investment minimum as set out below.

Class F and F2 Shares will be limited to Institutional Investors who subscribe for Shares during the Initial Offer Period subject to the minimum initial investment. After the Initial Offer Period for Class F and F2 Shares has ended, Class F and F2 Shares will be closed to further subscriptions and no Class F or F2 Shares will be issued or made available.

Class I Shares may be offered in certain limited circumstances to Institutional Investors or distributors and platforms who have separate fee arrangements with their clients, and who in the Investment Manager's reasonable opinion are able to subscribe an amount in excess of the investment minimum as set out below. With regard to MiFID distributors, Class I Shares will be available to those providing portfolio management or independent investment advice as defined by the MiFID II Directive and those providing non independent advice who have a separate fee arrangement with their clients under which they have agreed not to receive and retain inducements.

Class P1, P2 and P3 Shares are offered only as an investment through designated financial intermediaries and/or investors who have agreed specific terms of business with the Investment Manager.

Class X Shares are only available to investors who have agreed specific terms of business with the Manager or Investment Manager under which Management Fees will be collected directly from the investor.

Class U1 and Z1 Shares are only available to investors who in the Manager or Investment Manager's reasonable opinion are able to subscribe an amount in excess of the investment minimum as set out in the relevant Supplement for each Fund and who have agreed specific terms of business with the Manager or Investment Manager. With regard to MiFID distributors, Class U1 and Z1 Shares will be available to those providing portfolio management or independent investment advice as defined by the MiFID II Directive and those providing non independent advice who have a separate fee arrangement with their clients under which they have agreed not to receive and retain inducements.

Class U2 and Z2 Shares are offered only as an investment through designated financial intermediaries who have agreed specific terms of business with the Manager or Investment Manager. With regard to MiFID distributors, Class U2 and Z2 Shares will be available to those providing portfolio management or independent investment advice as defined by the MiFID II Directive and those providing non independent advice who have a separate fee arrangement with their clients under which they have agreed not to receive and retain inducements.

Class U3 Shares are offered only as an investment through designated financial intermediaries who have agreed specific terms of business with the Manager or Investment Manager and/or investors who in the Manager or Investment Manager's reasonable opinion are able to subscribe an amount in excess of the investment minimum as set out in the relevant Supplement for each Fund. With regard to MiFID distributors, Class U3 Shares will be available to those providing portfolio management or independent investment advice as defined by the MiFID II Directive and those providing non independent advice who have a separate fee arrangement with their clients under which they have agreed not to receive and retain inducements.

### **Hedged Classes**

Where a Class of a Fund is designated as "hedged" in the relevant Supplement, the Fund shall enter into certain currency related transactions in order to mitigate the exchange rate risk between the Base Currency of a Fund and the currency in which Shares in the Class of the relevant Fund are designated where that designated currency is different to the Base Currency of the Fund. Where specified in the relevant Supplement, the Fund may also enter into derivative transactions in respect of such hedged Classes in order to hedge against exchange rate fluctuation risks between the designated currency of the Class and the currencies in which the Fund's assets may be denominated.

Any financial instruments used to implement such strategies with respect to one or more Classes shall be assets/liabilities of a Fund as a whole but will be attributable to the relevant Class(es) and the gains/losses on and the costs of the relevant financial instruments will accrue solely to the relevant Class.

Any currency exposure of a Class may not be combined with, or offset against, that of any other Class of a Fund. The currency exposure of the assets attributable to a Class may not be allocated to other Classes.

Where there is more than one hedged Class in a Fund denominated in the same currency (which is a currency other than the Base Currency of the relevant Fund) and it is intended to hedge the foreign currency exposure of such Classes against the Base Currency of the relevant Fund or against the currencies in which the Fund's assets are denominated, the Fund may, in accordance with the Central Bank requirements, aggregate the foreign exchange transactions entered into on behalf of such hedged Classes and apportion the gains/losses on and the costs of the relevant financial instruments pro rata to each such hedged Class in the relevant Fund.

Where the Fund seeks to hedge against currency fluctuations at Class level, while not intended, this could result in over-hedged or under-hedged positions due to external factors outside the control of the Company. However, over-hedged positions will not exceed 105% of the Net Asset Value of the Class and under-hedged positions shall not fall short of 95% of the portion of the Net Asset Value of the Class which is to be hedged against currency risk. Hedged positions will be reviewed daily to ensure that over-hedged positions materially in excess of 100% are not carried forward from month to month.

To the extent that hedging is successful for a particular Class, the performance of the Class is likely to move in line with the performance of the underlying assets with the result that investors in that Class will not gain if the Class currency falls against the Base Currency and/or the currency in which the assets of the particular Fund are denominated.

The currency hedging strategy will be monitored and adjusted in line with the valuation cycle at which investors are able to subscribe to and redeem from the relevant Fund. Investors' attention is drawn to the risk factor entitled "Currency Risk".

### **Subscription Price**

The initial subscription price of each Class of Shares during the Initial Offer Period is set out in the relevant Supplement for each Fund.

Following the Initial Offer Period of each Class of Shares the subscription price per Share shall be the relevant Net Asset Value per Share on each Dealing Day.

An initial charge may be payable to the Manager on subscriptions for Shares:

| <b>Class of Shares:</b> | <b>Initial Charge:</b>   |
|-------------------------|--|
| Class B Shares          | Nil  |
| Class C Shares          | Up to 1.00% of the Net Asset Value per Share                   |
| Class C2 Shares         | Up to 0.50% of the Net Asset Value per Share                   |
| Class D1 Shares         | Nil  |
| Class D2 Shares         | Nil  |
| Class F Shares          | Nil  |
| Class F2 Shares         | Nil  |
| Class I Shares          | Nil  |
| Class L Shares          | Up to 5.00% of the Net Asset Value per Share for certain Funds |
| Class N Shares          | Up to 3.00% of the Net Asset Value per Share                   |
| Class P1 Shares         | Nil  |
| Class P2 Shares         | Nil  |
| Class P3 Shares         | Nil  |
| Class S Shares          | Nil  |
| Class U1 Shares         | Nil  |
| Class U2 Shares         | Nil  |
| Class U3 Shares         | Nil  |
| Class X Shares          | Nil  |
| Class Z1 Shares         | Nil  |
| Class Z2 Shares         | Nil  |

A dilution adjustment may be payable on subscriptions for Shares. In calculating the subscription price the Directors may on any Dealing Day when there are net subscriptions adjust the subscription price by adding a dilution adjustment to cover dealing costs and to preserve the underlying assets of the Fund. Please see the section headed "Dilution Adjustment".

### **Operation of Cash Accounts in the name of the Company**

The Company has established subscription cash accounts designated in different currencies at umbrella level in the name of the Company into which subscription monies received from investors of all of the Funds shall be lodged. The Company has also established separate redemption cash accounts designated in different currencies at umbrella level in the name of the Company. Pending payment to the relevant Shareholders, dividend payments shall also be paid into separate dividend cash accounts designated in different currencies at umbrella level in the name of the Company. Each of these cash accounts are defined herein as Umbrella Cash Accounts. All subscriptions, redemptions or dividends payable to or from the relevant Fund will be channelled and managed through such umbrella cash accounts and no such accounts shall be operated at the level of each individual Fund. However the Company will ensure that the amounts within an Umbrella Cash Account whether positive or negative can be attributed to the relevant Fund in order to comply with the requirement as set out in the Articles of Association that the assets and liabilities of each Fund are kept separate from all other Funds and that separate books and records are maintained for each Fund in which all transactions relevant to a Fund are recorded.

Further information relating to such accounts is set out in the sections below entitled (i) "*Operation of Subscription Cash Accounts in the name of the Company*"; (ii) "*Operation of Redemption Cash Accounts in the name of the Company*"; and (iii) "Distribution Policy" respectively. In addition, your attention is drawn to the section of the Prospectus entitled "*Risk Factors*" – "*Operation of Umbrella Cash Accounts*" above.

### **Subscription Procedures**

The minimum initial investment, the minimum subsequent investment and the minimum holding per Shareholder in a Fund is set out in the Supplement for the relevant Fund. Amounts subscribed may be in currencies set out in the Supplement for the relevant Fund or in the currency equivalent in another freely available convertible currency. The Company reserves the right to vary the minimum initial investment, the minimum subsequent investment and the minimum holding in the future and may choose to waive these minima. The Company may reject any application in whole or in part without giving any reason for such rejection in which event, subject to applicable law, the subscription monies or any balance thereof will be returned without interest, expenses or compensation to the applicant by transfer to the applicant's designated account or by post at the applicant's risk.

Save as may be otherwise described in the Supplement for the relevant Fund, all initial applications for Shares made by a Retail Investor and/or an Institutional Investor must be made by way of a properly completed application form being received by the Administrator prior to 12.00 noon (Irish time) on a Dealing Day. Any such application will, if accepted, be dealt with at the subscription price calculated on that Dealing Day. Applications received by the Administrator after 12.00 noon (Irish time) on a Dealing Day will be carried over to the next Dealing Day, unless, in exceptional circumstances, the Directors in their discretion otherwise determine provided that the application in question was received prior to the time at which the Net Asset Value of the Fund is calculated. All applications for subscriptions and / or redemptions shall be carried out on a forward pricing basis (i.e. the dealing deadline shall be before the valuation point).

All subsequent applications for Shares must be made by the Shareholder by the relevant deadline referred to above and can be made in writing or via such other method of communication as is previously agreed with the Administrator. Any amendments to an investor's registration details and payment instructions will only be effected in accordance with the requirements of the Central Bank, the Company, the Manager and the Administrator.

Subsequent applications for Shares may be made by UK resident Institutional Investors and UK resident Retail Investors by telephone and will only be processed provided that: 1) the Shareholder name and account number, and the name, address, fax number and/or email address (where a Shareholder has so consented to the receipt of information from the Company electronically) to which the contract note

is to be sent corresponds to the information that is held for the Shareholder of record with the Administrator; 2) the Shareholder has completed and returned all documentation in relation to telephone dealing as may be required by the Administrator from time to time; and 3) the Shareholder has provided evidence satisfactory to the Administrator that it is resident in the UK.

Notwithstanding the above, at the discretion of the Administrator subscriptions for Shares may be made by both Retail Investors and Institutional Investors by facsimile placed by a person designated as an authorised person in the application form, subject to the dealing deadline referred to above.

Where an application for Shares is made by facsimile, by electronic communication or by telephone, investors should note that the Company, the Manager or the Administrator may also require additional documentation or information.

A subscription should normally be in the currency of the Class of Share the investor is subscribing for in the relevant Fund. However, a request for subscription in a currency other than the currency of the Class of Shares of a Fund will be considered if the subscription is made in a major freely-convertible currency. Such application will only be accepted by the Administrator on the basis of receipt of cleared funds for Retail Investors and completed applications for Institutional Investors. The rate of exchange used to convert the currency into the currency of the Class of Shares in the particular Fund shall be that prevailing at the time of receipt of the cleared funds available to the Administrator. The expenses of such conversion shall be borne by the applicant.

The Company may issue fractional Shares rounded up to four decimal places. Fractional Shares shall not carry any voting rights.

The Articles of Association provide that a Fund may issue Shares at their Net Asset Value in exchange for securities which a Fund may acquire in accordance with its investment objectives and may hold or sell, dispose of or otherwise convert such securities into cash. No Shares shall be issued until ownership of the securities has been transferred to the Fund. The value of the securities shall be determined by the Administrator as at the relevant valuation point on the relevant Dealing Day.

Investment in the Funds is intended for long-term purposes only. The Company will take all reasonable steps to seek to prevent short-term trading. Excessive, short-term trading (or market timing) into and out of a Fund or other abusive trading practices may disrupt portfolio investment strategies, may increase expenses, and may adversely affect investment returns for all Shareholders, including long-term Shareholders who do not generate these costs. To minimise harm to a Fund and its Shareholders the Company reserves the right to reject any application for Shares (including any conversion request between Funds) by any investor or group of investors for any reason without prior notice, including, in particular, if it believes that the trading activity has been or may be disruptive to a Fund. For example, the Company may refuse a subscription application (or refuse to execute a conversion request between Funds) if the Investment Manager believes it would be unable to invest the money effectively in accordance with the Fund's investment policies or the Fund would otherwise be adversely affected due to the size of the transaction, frequency of trading or other factors.

The trading history of accounts under common ownership or control may be considered in enforcing these policies. Transactions placed through the same financial intermediary on an omnibus basis may be deemed a part of a group for purposes of this policy and may be rejected in whole or in part by the Company.

Transactions accepted by a financial intermediary in violation of the Company's excessive trading policy are not deemed accepted by the Company and may nevertheless be cancelled or revoked by the Company.

Shareholders should be aware that there are practical restraints both in determining the policy which is appropriate in the interests of long term investors, and in applying and enforcing such policy. For example, the ability to identify and prevent covert trading practices or short-term trading where investors act through omnibus accounts is limited. Also, investors such as fund of funds and asset allocation funds will change the proportion of their assets invested in the Company or in Funds in accordance with their own investment mandate or investment strategies. The Company will seek to balance the interests of such investors in a way that is consistent with the interests of long-term investors but no assurance can be given that the Company will succeed in doing so in all circumstances. For example, it is not

always possible to identify or reasonably detect excess trading that may be facilitated by financial intermediaries or made difficult to identify by the use of omnibus accounts by those intermediaries.

The Company, where possible from the reports provided by the Administrator to assist in the analysis, will endeavour to monitor “round trips”. A “round trip” is a repurchase or conversion out of a Fund (by any means) followed by a purchase or conversion back into the same Fund (by any means). The Company may limit the number of round trips carried out by a Shareholder. For the avoidance of doubt a conversion of Shares between Share Classes within one Fund will not be considered to constitute a “round trip”.

In the event that a Shareholder redeems its Shares within 21 days of their purchase and for this purpose Shares last purchased shall be deemed to be the subject of any redemption, the Company may refuse to accept further applications for Shares from that Shareholder.

Shareholders who choose or are obliged under local regulations to pay or receive subscription or redemption monies or dividends via an intermediate entity rather than directly to the Administrator (e.g. a Paying Agent in a local jurisdiction) bear a credit risk against that intermediate entity with respect to (a) subscription monies prior to the transmission of such monies to the Administrator for the account of the Company or the relevant Fund and (b) redemption monies payable by such intermediate entity to the relevant Shareholder.

### **Identity and Money Laundering Checks**

The Administrator reserves the right, working in conjunction with the designated anti-money laundering reporting officer of the Funds, to reject any application for Shares or to request further details or evidence of identity from an applicant for, or transferee of, Shares. Where an application for Shares is rejected, the subscription monies shall be returned to the applicant normally within fourteen days of the date of such application without interest.

Each Shareholder must notify the Administrator or the Manager (who in turn must notify the Administrator) in writing of any change in the information contained in the application form and furnish the Administrator or the Manager with whatever additional documents relating to such change as it may request.

Measures aimed at the prevention of money laundering may require an applicant to provide verification of identity to the Administrator.

The Administrator or the Manager, working in conjunction with the designated anti-money laundering reporting officer of the Funds, will notify applicants if additional proof of identity is required. By way of example, an individual may be required to produce a copy of a passport or identification card together with evidence of the applicant’s address, such as a utility bill or bank statement. In the case of corporate applicants, this may require production of a certified copy of the certificate of incorporation (and any change of name), bye-laws, memorandum and articles of association (or equivalent), and the names and addresses of all directors and beneficial owners.

Shares will not be issued until such time as the Administrator has received and is satisfied with all the information and documentation required to verify the identity of the applicant. This may result in Shares being issued on a Dealing Day subsequent to the Dealing Day on which an applicant initially wished to have Shares issued to him. It is further acknowledged that the Administrator shall be held harmless by the applicant against any loss arising as a result of the failure to process the subscription if such information as has been requested by the Administrator has not been provided by the applicant.

Redemption proceeds will only be released after the application form and all documentation required by the Company or its delegate (including any documents in connection with anti-money laundering procedures) has been received by the Administrator and its anti-money laundering procedures have been completed. Redemption orders can be processed on receipt of electronic instructions only where payment is made to the account of record.

Any failure to supply the Company with any documentation requested by it for anti-money laundering and terrorist financing procedures may result in a delay in the settlement of redemption proceeds or dividend monies. In circumstances where a redemption request is received, the Company will process



any redemption request received by a Shareholder, however the proceeds of that redemption will be held in an Umbrella Cash Account and therefore shall remain an asset of the relevant Fund. The redeeming Shareholder will rank as an unsecured creditor of the relevant Fund until such time as the Company is satisfied that its anti-money laundering and terrorist financing procedures have been fully complied with, following which redemption proceeds will be released.

In the event of an insolvency of the Fund or the Company, there is no guarantee that the Fund or the Company will have sufficient funds to pay unsecured creditors in full. Investors / Shareholders due redemption / dividend monies which are held in an Umbrella Cash Account will rank equally with all other unsecured creditors of the relevant Fund and will be entitled to a pro-rata share of monies which are made available to all unsecured creditors by the insolvency practitioner. Therefore in such circumstances, the investor/ Shareholder may not recover all monies originally paid into an Umbrella Cash Account for onward transmission to that investor / Shareholder.

Therefore a Shareholder is advised to ensure that all relevant documentation requested by the Company in order to comply with anti-money laundering and terrorist financing procedures is submitted to the Company promptly.

### **Operation of Subscription Cash Accounts in the name of the Company**

Subscription monies received from an investor in advance of a Dealing Day in respect of which an application for Shares has been, or is expected to be, received will be held in a cash account in the name of the Company (herein defined as an Umbrella Cash Account) and will be treated as an asset of the relevant Fund upon receipt and will not benefit from the application of any investor money protection rules (i.e. the subscription monies in such circumstance will not be held on trust as investor monies for the relevant investor). In such circumstance, the investor will be an unsecured creditor of the relevant Fund with respect to the amount subscribed and held by the Company until such Shares are issued as of the relevant Dealing Day.

In the event of an insolvency of the Fund or the Company, there is no guarantee that the Fund or the Company will have sufficient funds to pay unsecured creditors in full. Investors who have forwarded subscription monies in advance of a Dealing Day as detailed above and which are held in an Umbrella Cash Account will rank equally with all other unsecured creditors of the relevant Fund and will be entitled to a pro-rata share of monies which are made available to all unsecured creditors by the insolvency practitioner. Therefore in such circumstances, the investor may not recover all monies originally paid into an Umbrella Cash Account in relation to the application for Shares”.

The Central Bank’s guidance on umbrella cash accounts is new and untested and, as a result, may be subject to change and further clarification. Therefore, the structure of any Umbrella Cash Account maintained by the Company may differ materially from that outlined in this Prospectus.

Your attention is drawn to the section of the Prospectus entitled “*Risk Factors*” – “*Operation of Umbrella Cash Accounts*” above.

### **Settlement Procedures**

#### ***On Subscription***

Settlement for subscriptions made by an Institutional Investor is due in cleared funds ordinarily within three Business Days of the relevant Dealing Day. However, the Directors may on a case by case basis and at their sole discretion decide to accept cleared funds after three Business Days of the relevant Dealing Day for an Institutional Investor.

Subscription applications made by Retail Investors will ordinarily only be accepted if cleared funds have been received by the Administrator by 5.00 p.m. (Irish time) on the Business Day prior to the relevant Dealing Day. However, in circumstances where a Retail Investor makes an initial subscription of USD 100,000 (or the foreign currency equivalent) or more, the Directors may on a case by case basis and at their sole discretion decide to accept cleared funds on or after the relevant Dealing Day. Payment may be made by telegraphic transfer or other form of bank transfer to the bank account specified in the application form.

Institutional Investors and Retail Investors to whom the extended settlement period is provided will be required to agree to indemnify and hold harmless the Company, the Directors, the Manager, the Investment Manager, the Investment Adviser, the Administrator and the Depositary for any losses, costs or expenses incurred by them as a result of their failure to transmit or default in transmitting subscription monies in immediately available funds to the account of the Company within the timeframe to which the Directors may have agreed.

Investors are requested to instruct their bankers to advise the Administrator of the remittance of funds, such advice to include the subscription reference number, applicant's name, Shareholder number (if available) and the Fund for identification purposes. Failure to do so will cause delay in the processing of the transaction onto the register and any costs of the delay will be passed on to the investor.

Applicants should be aware that if cleared funds are not settled in the relevant time frame referred to above the application may be cancelled, with any loss or costs of cancellation being passed on to the applicant.

### **Contract Notes and Certificates**

A written confirmation of ownership in the form of a contract note will be sent to the relevant Shareholder confirming the number of Shares issued to that Shareholder. Although authorised to do so under the Articles of Association, the Company does not propose to issue share or bearer certificates.

The Administrator shall be responsible for maintaining the Company register of Shareholders in which all issues, repurchases, conversion and transfers of Shares will be recorded. All Shares issued will be registered and the share register will be conclusive evidence of ownership. Shares may be issued in a single name or in up to four joint names. The share register shall be open for inspection at the office of the Administrator during normal business hours.

On acceptance of their initial application and receipt of the necessary anti-money laundering documentation, applicants will be allocated a Shareholder number and this, together with the Shareholder's personal details, will be proof of ownership of shares. This Shareholder number should be used for all future dealings by the Shareholder.

Any changes to the Shareholder's personal details or loss of Shareholder number must be notified immediately to the Administrator or the Manager (who in turn must notify the Administrator) in writing.

Should the Shareholder designate that the contract note be sent to a name and/or address which is other than that of the Shareholder of record as registered with the Administrator, written confirmation of this change must be submitted by the Shareholder and received by the Administrator before the change will be processed. Any subsequent application for Shares will be accepted but the contract notes will continue to be addressed to the existing contact details until written confirmation of the change of the contact details from the Shareholder has been received.

### **Key Investor Information and Available Share Classes**

Each Share Class that is available for subscription will have a Key Investor Information Document ("KIID") issued in accordance with the requirements of the Central Bank. Prospective investors should consider the KIID for the relevant Class prior to subscribing for Shares in that Class in order to assist them in making an informed investment decision. Each KIID is available from [www.jupiteram.com](http://www.jupiteram.com), the relevant local distributor or directly from Jupiter Investment Management Limited. While some Classes are described in the Supplement for the relevant Fund as available, these Classes may not currently be offered for subscription and in the event that a KIID is not available from the aforementioned sources prospective investors should contact Jupiter Investment Management Limited directly to determine whether the relevant Class is available for subscription. Prospective investors must ensure that they have read the most up to date KIID for the relevant Class in which they intend to invest before doing so. Please note that the Company will not accept applications for Shares from prospective investors unless they have confirmed that they have read the applicable KIID for the relevant Class in which they intend to invest.

Each Fund must calculate and disclose in the relevant KIID a Synthetic Risk and Reward Indicator ("SRRRI") in accordance with the methodology prescribed in the ESMA Guidelines on the Methodology

for the Calculation of the SRRI. The SRRI will correspond to a number designed to rank the relevant Fund over a scale from 1 to 7, according to its increasing level of volatility/risk-reward profile.

### Repurchase Price

Shares shall be repurchased at the applicable Net Asset Value per Share obtained on the Dealing Day on which the repurchase is effected.

No redemption charge or contingent deferred sales charge shall be payable on the repurchase of Class D1 Shares, Class D2 Shares, Class F Shares, Class F2 Shares, Class I Shares, Class L Shares, Class N Shares, Class P1 Shares, Class P2 Shares, Class P3 Shares, Class S Shares, Class X Shares, Class U1 Shares, Class U2 Shares, Class U3 Shares, Class Z1 Shares or Class Z2 Shares of any Fund.

No redemption charge shall be payable on the repurchase of Class B Shares, Class C Shares and Class C2 Shares of any Fund.

A contingent deferred sales charge may be payable on the repurchase of the Class B Shares, Class C Shares and Class C2 Shares of each Fund. The amount of the contingent deferred sale charge payable will depend on the length of time between the date the Shares were purchased and their repurchase at the rates set out below.

| Years since purchase | Contingent deferred sales charge as a percentage of the subscription price paid | Contingent deferred sales charge as a percentage of the subscription price paid | Contingent deferred sales charge as a percentage of the subscription price paid |
|----------------------|---|---|---|
|                      | Class B Shares  | Class C Shares  | Class C2 Shares   |
| 0 - 1                | 4.00%   | 1.00%   | 2.00%   |
| 1 - 2                | 3.00%   | Nil   | 1.00%   |
| 2 - 3                | 2.00%   | Nil   | Nil   |
| 3 - 4                | 1.00%   | Nil   | Nil   |
| 4 and thereafter     | Nil   | Nil   | Nil   |

Any contingent deferred sales charge will be payable to the Manager. No contingent deferred sales charge shall be payable on Shares issued arising as a result of the reinvestment of dividends. No contingent deferred sales charge shall be payable on any increase on the Net Asset Value per Share above the subscription price paid for the Share and no contingent deferred sales charge shall be payable on transfers or conversions of Shares. For the purposes of determining whether a contingent deferred sales charge is payable any Shares redeemed shall be deemed to be those first subscribed.

A dilution adjustment may be payable on the repurchase of Shares. In calculating the repurchase price the Directors may on any Dealing Day when there are net repurchases adjust the repurchase price by deducting a dilution adjustment to cover dealing costs and to preserve the underlying assets of the Fund. Please see the section headed "Dilution Adjustment".

### Repurchase Procedures

Save as may be otherwise described in the Supplement for the relevant Fund, repurchase orders may be made to the Administrator before 12.00 noon (Irish time) on a Dealing Day.

Orders may be placed in writing or via such other method of communication as is previously agreed with the Administrator. Shareholders may repurchase all or part of their shareholding, provided that if the request would reduce a shareholding to below the minimum holding, such request will be treated by the Administrator as a request to repurchase the entire shareholding unless the Manager otherwise determines. Save as may be otherwise described in the Supplement for the relevant Fund, repurchase orders received by the Administrator prior to 12.00 noon (Irish time) on a Dealing Day will, if accepted, be dealt with at the Net Asset Value per Share calculated on that Dealing Day. Save as may be otherwise described in the Supplement for the relevant Fund, repurchase orders received by the Administrator after 12.00 noon (Irish time) on a Dealing Day will be carried over to the next Dealing Day, unless, in exceptional circumstances, the Directors in their discretion otherwise determine

provided that the application in question was received prior to the time at which the Net Asset Value of the Fund is calculated.

Notwithstanding the above, at the discretion of the Manager or the Administrator repurchases of Shares may be made by both Retail Investors and Institutional Investors by facsimile, subject to the time deadline referred to above. The repurchase proceeds will normally be paid in the currency of the Class of Share in the relevant Fund. However, a request for repurchase in a currency other than the currency of the relevant Class of Share of a Fund will be considered when such payment is requested in a major freely-convertible currency. In the case of Classes of Shares denominated in Renminbi, repurchase proceeds may be paid in a freely-convertible currency if Renminbi is not available. The rate of exchange used to convert the currency from the Base Currency of the Fund shall be that prevailing at the time of conversion and available to the Company and the expenses of such conversion shall be borne by the Shareholder.

A contract note will be sent to Shareholders giving full details of the repurchase transaction.

The Company, with the sanction of an ordinary resolution of the Shareholders, may transfer assets of the Company to Shareholders in satisfaction of the repurchase monies payable on the repurchase of Shares (i.e. redemption in specie), provided that, in the case of any repurchase request in respect of Shares representing 5 per cent. or less of the share capital of the Company or a Fund or with the consent of the Shareholder making such repurchase request, assets may be transferred without the sanction of an ordinary resolution provided that such distribution is not prejudicial to the interests of the remaining Shareholders. At the request of the Shareholder making such repurchase request such assets may be sold by the Company and the proceeds of sale shall be transmitted to the Shareholder. In instances of redemption in specie, asset allocation shall be subject to the approval of the Depositary and prior consent from the redeeming Shareholder will be obtained before redemption in specie can be effected.

If repurchase requests on any Dealing Day exceed 10 per cent. of the Shares in issue in respect of any Fund, the Company may defer the excess repurchase requests to subsequent Dealing Days and shall repurchase such Shares rateably in accordance with the provisions of the Articles.

#### **Settlement Procedures on Repurchase**

Unless the relevant Supplement states otherwise, settlement for repurchases will normally be made by telegraphic transfer or other form of bank transfer to the bank account of the Shareholder specified in the application form (at the Shareholder's risk) three Business Days from receipt by the Administrator of correct repurchase documentation and in any event within fourteen days of the Dealing Day on which the repurchase request is effective. Payments will only be effected where the application form and any changes to the Shareholder's bank or other details have been received by the Administrator in advance of a repurchase request. Payment will normally be made in the currency of the relevant Share Class or as set out above. The cost of such settlement by telegraphic transfer or other form of bank transfer may be passed on to the Shareholder. No interest shall be paid to the Shareholder on the repurchase proceeds.

#### **Operation of Redemption Cash Accounts in the name of the Company**

Redemption monies payable to an investor subsequent to a Dealing Day of a Fund as of which Shares of that investor were redeemed (and consequently the investor is no longer a Shareholder of the Fund as of the relevant Dealing Day) will be held in a cash account in the name of the Company and will be treated as an asset of the Fund until paid to that investor and will not benefit from the application of any investor money protection rules (i.e. the redemption monies in such circumstance will not be held on trust for the relevant investor). In such circumstance, the investor will be an unsecured creditor of the relevant Fund with respect to the redemption amount held by the Company until paid to the investor. In the event of an insolvency of the Fund or the Company, there is no guarantee that the Fund or the Company will have sufficient funds to pay unsecured creditors in full.

Your attention is drawn to the section of the Prospectus entitled "**Risk Factors**" "**Operation of Umbrella Cash Accounts**" above.

#### **Transfer of Shares**

All transfers of Shares shall be effected by transfer in writing in any usual or common form and every form of transfer shall state the full name and address of the transferor and the transferee. The instrument of transfer of a Share shall be signed by or on behalf of the transferor. The transferor shall be deemed to remain the holder of the Share until the name of the transferee is entered in the Share register in respect thereof. The Directors may decline to register any transfer of Shares if in consequence of such transfer the transferor or transferee would hold less than the Minimum Holding or would otherwise infringe the restrictions on holding Shares outlined above. The registration of transfers may be suspended at such times and for such periods as the Directors may from time to time determine, provided always that such registration shall not be suspended for more than thirty days in any year. The Directors may decline to register any transfer of Shares unless the instrument of transfer is deposited at the registered office of the Company or at such other place as the Directors may reasonably require together with such other evidence as the Directors may reasonably require to show the right of the transferor to make the transfer. The transferee will be required to complete an application form which includes a declaration that the proposed transferee is neither a US Person nor an Irish Resident. The transferee will also be required, where necessary, to provide anti-money laundering documentation in advance of the transfer being effected.

### **Conversion of Shares**

With the consent of the Directors, a Shareholder may convert Shares of one Fund into Shares of another Fund on giving notice to the Administrator in such form as the Administrator may require provided that the shareholding satisfies the minimum investment criteria and provided that the application is received within the time limits specified above in the case of subscriptions. The conversion is effected by arranging for the repurchase of Shares of one Fund and subscribing for the Shares of the other Fund with the proceeds. Conversion is not intended to facilitate short-term or excessive trading.

Conversion will take place in accordance with the following formula:-

$$NS = \frac{(A \times B \times C) - D}{E}$$

where:-

- NS = the number of Shares which will be issued in the new Fund;
- A = the number of the Shares to be converted;
- B = the repurchase price of the Shares to be converted;
- C = the currency conversion factor, if any, as determined by the Directors;
- D = a switching fee of up to 2.5 per cent. of the Net Asset Value per Share; and
- E = the issue price of Shares in the new Fund on the relevant Dealing Day.

If NS is not an integral number of Shares the Directors reserve the right to issue fractional Shares in the new Fund or to return the surplus arising to the Shareholder seeking to convert the Shares.

If the Base Currency of the Shares being converted differs from the Base Currency of the Shares of the new Fund the rate of exchange used to convert the Shares in one Fund into the Base Currency of the Shares of the new Fund shall be that prevailing at the time of conversion and available to the Company and the expenses of such conversion shall be borne by the Shareholder.

### *Automatic Conversion of B and C2 Share Classes*

Shareholders should note as of the Effective Date (as defined below), Class B Shares and Class C2 Shares, whether purchased before or after the Effective Date, will automatically convert into Shares in the corresponding Class L Shares upon the expiry of 4 years (Class B Shares), or 2 years (Class C2 Shares) from the date of the initial subscription into the relevant Class B Shares or Class C2 Shares. The Effective Date for these purposes shall be 31 March, 2017 or such later date as is required in order to implement the relevant enhancements necessary to process the automatic conversion.

## **NET ASSET VALUE**

### **Determination of Net Asset Value**

Save as may be otherwise described in the Supplement for the relevant Fund, the Administrator shall determine the Net Asset Value per Share in the Base Currency of each Class of Share in the Fund at 12.00 noon (Irish time) on each Dealing Day in accordance with the Articles of Association. For any Funds that are made up of a single Class of Share, the Net Asset Value per Share in each Fund shall be calculated by dividing the assets of the Fund, less its liabilities by the number of Shares then in issue in respect of that Fund. The Net Asset Value per Share of a Class is the Net Asset Value of the Fund attributable to that Class divided by the number of Shares in issue in that Class. Any liabilities of the Company which are not attributable to any Fund shall be allocated pro rata amongst all of the Funds. The value of the assets of a Fund shall be determined in the Base Currency of the Fund as set out below.

Where a Fund is made up of more than one Class of Shares, the Net Asset Value of each Class shall be determined by calculating the amount of the Net Asset Value of the Fund attributable to each Class. The amount of the Net Asset Value of a Fund attributable to a Class shall be determined by establishing the value of Shares in issue in the Class and by allocating relevant fees and expenses to the Class and making appropriate adjustments to take account of distributions paid out of the Fund, if applicable, and apportioning the Net Asset Value of the Fund accordingly. The Net Asset Value per Share of a Class shall be calculated by dividing the Net Asset Value of the Class by the number of Shares in issue in that Class, adjusted to at least the third decimal place. In respect of an unhedged currency Class of Shares, currency conversion on subscription and redemption will take place at prevailing exchange rates. In the event that a hedged Class of Shares is issued which is priced in a currency other than the Base Currency of that Fund, the costs and gains/losses of any hedging transactions will be borne by that Class.

Each security which is traded on a Regulated Market will be valued on the Regulated Market which is normally the principal market for such security. Save as may be otherwise described in the Supplement for the relevant Fund, the valuation shall be the latest available market price on that Regulated Market as of 12.00 noon (Irish time).

In the case of unlisted securities or any assets traded on a Regulated Market, but in respect of which a price or quotation is not available at the time of valuation which would provide a fair valuation, the value of such asset shall be estimated with care and in good faith by a stockbroker or other competent person selected by the Manager and approved for the purpose by the Depositary and such value shall be determined on the basis of the probable realisation value of the investment.

Cash and other liquid assets will be valued at their face value with interest accrued (if any) to the relevant Dealing Day. Investments in a collective investment scheme (if any) shall be valued at the latest available repurchase price for the shares or units in the collective investment scheme.

Any exchange-traded derivative instruments shall be valued at the relevant settlement price on the applicable exchange. Derivative instruments not traded on an exchange shall be valued daily using either the counterparty valuation or an alternative valuation, such as a valuation calculated by the Company or by an independent pricing vendor appointed by the Directors and approved for that purpose by the Depositary. Where the counterparty valuation is used, the valuation must be approved or verified by an independent party (which may be the Investment Manager) who is approved for the purpose by the Depositary, at least weekly. Where the Company values over-the-counter derivatives using an alternative valuation, the Company must follow international best practice and will adhere to the principles on the valuation of over-the-counter instruments established by bodies such as IOSCO and AIMA. The alternative valuation is that provided by a competent person appointed by the Manager and approved for the purpose by the Depositary or a valuation by any other means provided that the valuation is approved by the Depositary. The alternative valuation will be reconciled to the counterparty valuation on a monthly basis. Where significant differences arise these will be promptly investigated and explained. Save as may be otherwise described in the Supplement for the relevant Fund, forward foreign exchange contracts shall be valued at the price at which a new forward contract of the same size and maturity could be undertaken as of 12.00 noon (Irish time).

In determining the value of the assets there shall be added to the assets any interest or dividends accrued but not received and any amounts available for distribution but in respect of which no distribution has been made and there shall be deducted from the assets all liabilities accrued including any dividends declared.

Where applicable, values shall be converted into the Base Currency of a Fund at the latest available exchange rate.

The Directors, in circumstances where the interests of the Shareholders or the Company so justifies, and with the approval of the Depositary, when the price implied by the normal pricing policy does not reflect the fair market value may adjust the value of any investment if having regard to its currency, marketability, applicable interest rates, anticipated rates of dividend, maturity, liquidity, underlying market exposure or any other relevant considerations, they consider that such adjustment is required to reflect the fair value thereof. If an adjustment of the value of the investment is made, it will be applied consistently to all Classes of Shares of the relevant Fund.

The Directors shall be entitled to adopt an alternative method of valuing any particular asset if they consider that the method of valuation set out above does not provide a fair valuation of that asset and provided that the alternative method of valuation is approved by the Depositary.

The amortised cost method of valuation may be used for money market funds. The amortised cost method may only be applied to investments which satisfy one or more of the following criteria: securities with a maturity at issuance or residual maturity of up to and including 397 days; securities which undergo regular yield adjustments in line with money market conditions at least every 397 days; or securities whose risk profile, including credit and interest rate risks, corresponds to that of financial instruments which have a maturity of up to and including 397 days or are subject to a yield adjustment at least every 397 days. Under the amortised cost method, a Fund's investments shall be valued at their acquisition cost as adjusted for amortisation of premium or accretion of discount rather than at current market value. The Directors shall continually assess this method of valuation and recommend changes, where necessary, to ensure that a Fund's investments will be valued at their fair value as determined in good faith by the Directors. The Administrator shall review each week any discrepancies between the market value of the assets and the value as determined by the amortised cost method of valuation. If the deviation is greater than 0.1 per cent., the Administrator will notify the Investment Manager and review the discrepancies on each Dealing Day until the deviation is less than 0.1 per cent. If the deviation is greater than 0.2 per cent., the Administrator shall notify the Manager and, as appropriate, the Depositary. If at any time, however, the market value of any of the assets of a Fund deviates by more than 0.3 per cent. from its value determined on an amortised cost basis, the Company will review the discrepancies daily, promptly consider what action if any is necessary to reduce such dilution and notify the Central Bank with an indication of the action, if any, which will be taken to reduce such dilution. All such procedures and reviews shall be clearly documented. The Company will monitor the use of the amortised cost method of valuation in order to ensure that this method continues to be in the best interests of the Shareholders and to provide a fair valuation of the investments of a Fund. There may be periods during which the stated value of an instrument determined under the amortised cost method of valuation is higher or lower than the price which a Fund would receive if the instruments were sold and the accuracy of the amortised cost method of valuation can be affected by changes in interest rates and the credit standing of issuers of a Fund's investments.

The amortised cost method of valuation may also be applied to floating rate instruments where they have an annual (or shorter) reset date, they are determined to have a market value that approximates the amortised cost valuation and they have a residual value of two years or less. However a residual maturity of up to five years is permitted for high credit quality instruments that meet with these conditions and where procedures are adopted to ensure that the valuation produced does not vary significantly from its true market value.

Notwithstanding subscription monies, redemption monies and dividend amounts will be held in cash accounts in the name of the Company (herein defined as an Umbrella Cash Accounts) and treated as assets of and attributable to a Fund:-

- a) any subscription monies received from an investor prior to the Dealing Day of a Fund in respect of which an application for Shares has been, or is expected to be, received will not be taken

into account as an asset of the Fund for the purpose of determining the Net Asset Value of that Fund until subsequent to the Valuation Point in respect of the Dealing Day as of which Shares of the Fund are agreed to be issued to that investor;

- b) any redemption monies payable to an investor subsequent to the Dealing Day of a Fund as of which Shares of that investor were redeemed will not be taken into account as an asset of the Fund for the purpose of determining the Net Asset Value of that Fund; and
- c) any dividend amount payable to a Shareholder will not be taken into account as an asset of the Fund for the purpose of determining the Net Asset Value of that Fund.

### **Dilution Adjustment**

The actual cost of purchasing or selling the underlying investments in a Fund may be higher or lower than the latest available market price used in calculating the Net Asset Value per Share. These costs may include dealing charges, commissions and the effects of dealing at prices other than the middle market price. The effect of the transaction charges and the dealing spread may have a materially disadvantageous effect on the Shareholders' interests in a Fund. To prevent this effect, known as 'dilution', the Company may charge a dilution adjustment when there are net inflows into a Fund or net outflows from a Fund, so that the price of a Share in the Fund is above or below that which would have resulted from a latest available market valuation. It is not, however, possible to predict accurately whether dilution will occur on any particular Dealing Day. Consequently it is not possible to predict accurately how frequently the Company will need to make such a dilution adjustment. The charging of a dilution adjustment may either reduce the repurchase price or increase the subscription price of the Shares in a Fund. Where a dilution adjustment is made, it will increase the Net Asset Value per Share where the Fund receives net subscriptions and will reduce the Net Asset Value per Share where the Fund receives net redemptions.

A dilution adjustment will only be imposed in a manner that is, so far as practicable, fair to all Shareholders.

The imposition of a dilution adjustment will depend on the volume of sales or repurchases of Shares on any Dealing Day.

In particular, a dilution adjustment may be applied in the following circumstances:

- (i) on a Fund experiencing significant levels of net subscriptions (i.e. subscriptions less repurchases) relative to its size;
- (ii) on a Fund experiencing significant levels of net repurchases (i.e. repurchases less subscriptions) relative to its size; or
- (iii) in any other case whether the Directors believe that it is in the best interests of Shareholders to impose a dilution adjustment.

The dilution adjustment for each Fund will be calculated by reference to the costs of dealing in the underlying investments of that Fund, including any dealing spreads, commissions and transfer taxes. These costs can vary over time and as a result the amount of dilution adjustment will also vary over time. The price of each Class of Share in a Fund will be calculated separately but any dilution adjustment will affect the price of Shares of each Class in a Fund in an identical manner.

Dilution adjustments will be calculated on a quarterly basis by the Administrator and details of the dilution adjustments applied to subscriptions and/or redemptions can be obtained by a Shareholder on request from the Administrator.

### **Publication of the Net Asset Value per Share**

Except where the determination of the Net Asset Value per Share has been suspended, in the circumstances described below, the up-to-date Net Asset Value per Share shall be available at the registered office of the Administrator and shall be available in respect of each Dealing Day via the worldwide web at [www.jupiteram.com](http://www.jupiteram.com). Such information will relate to the Net Asset Value per Share for



the previous Dealing Day and is available for information only. It is not an invitation to subscribe for or repurchase Shares at that Net Asset Value per Share.

### **Temporary Suspension of Valuation of the Shares and of Sales and Repurchases**

The Company may temporarily suspend the determination of the Net Asset Value and the sale or repurchase of Shares in any Fund:-

- (i) during any period (other than ordinary holiday or customary weekend closings) when any Regulated Market is closed which is the main Regulated Market for a significant part of the Fund's investments, or during which trading thereon is restricted or suspended;
- (ii) during any period when the disposal or valuation by the Fund of investments which constitute a substantial portion of the Fund's assets is not practically feasible or if feasible, would be possible only on terms materially disadvantageous to the Shareholders;
- (iii) during any period when for any reason the prices of any investments of the Fund cannot be reasonably, promptly or accurately ascertained by the Administrator;
- (iv) during any period when the remittance of funds which are or may be required for the purpose of making payments due on the acquisition or realisation of investments of the Fund cannot, in the opinion of the Directors, be carried out at normal prices or normal rates of exchange;
- (v) during any period when proceeds of the sale or repurchase of the Shares cannot be transmitted to or from the Fund's account;
- (vi) during any period when notice to terminate the Company has been served or when a meeting of Shareholders has been convened to consider a motion to terminate the Company;
- (vii) upon occurrence of an event causing the Company to enter into liquidation; or
- (viii) in exceptional cases, where the circumstances so require, and where the Directors consider it justifiable to do so having regard to the best interests of the Shareholders as a whole.

Any such suspension shall be published by the Company in such manner as it may deem appropriate to the persons likely to be affected thereby if, in the opinion of the Company, such suspension is likely to continue for a period exceeding fourteen days and any such suspension shall be notified immediately to the Central Bank and in any event within the same Business Day. Such suspension shall also be notified immediately to the SFC as soon as practicable.

### **Data Privacy Notice**

Prospective investors should note that by completing the application form they are providing information to the Company which may constitute personal data within the meaning of the GDPR. The Company's privacy policy sets out, amongst other things, the purposes for processing personal data and the legal basis for such processing as well as any other information that may be required to be provided under GDPR. Such personal data may be disclosed and/or transferred to third parties including, but not limited to, regulatory bodies, tax authorities, delegates, advisers and service providers of the Company and their or the Company's duly authorised agents and any of their respective related, associated or affiliated companies wherever located (including to countries outside the EEA which may not have the same data protection laws as in Ireland) for the purposes specified in the Company's privacy notice.

Investors have, among other rights, a right to obtain a copy of their personal data kept by the Company and the right to rectify any inaccuracies in their personal data held by the Company.

The Company and its appointed service providers will retain all documentation provided by a Shareholder in relation to its investment in the Company for as long as is necessary for the purpose for which it was collected, to fulfil the requirements of any record retention policies, email retention practices or business purposes or to comply with applicable law, audit requirements, regulatory requests or orders from competent courts and being at least six years after the period of investment has ended or the date on which a Shareholder has had its last transaction with the Company.

A copy of the Company's privacy notice is available from [www.jupiteram.com](http://www.jupiteram.com) and/or upon request from the Company.

## **FEES AND EXPENSES**

Each Fund shall pay all of its expenses and its due proportion of any expenses allocated to it, unless otherwise agreed. In the event that a hedged Class of Shares is issued which is priced in a currency other than the Base Currency of that Fund, the costs and gains/losses of any hedging transactions will be borne by that Class. To the extent that expenses are attributable to a specific Class of a Fund, that Class shall bear such expenses. These expenses may include, without limitation, the costs of (i) establishing and maintaining the Company, any fund, trust or collective investment scheme approved by the Central Bank and registering the Company, the Funds and the Shares with any governmental or regulatory authority or with any stock exchange or regulated market; (ii) investment management and advice, administration, trustee, custodial and the fees of paying agents and/or local representatives which shall be charged at normal commercial rates; (iii) preparation, printing and posting of prospectuses, sales literature (including KIIDs) and reports to Shareholders, the Central Bank and governmental agencies; (iv) taxes; (v) commissions and brokerage fees; (vi) auditing, tax and legal fees; (vii) insurance premiums and (viii) other operating expenses.

New rules under the settlement discipline regime introduced under Regulation (EU) No 909/2014 ("CSDR") which are intended to reduce the number of settlement fails within EU central securities depositories (such as Euroclear and Clearstream) entered into force on 1 February, 2022. These measures include the introduction of a new cash penalties regime under which the participant within the relevant central securities depository ("CSD") responsible for a settlement fail will be required to pay a cash penalty which is in turn distributed to the other participant. This is intended to serve as an effective deterrent for participants that cause settlement fails. In certain circumstances, such penalties and related expenses may be borne (either directly or indirectly) out of the assets of the Fund on whose behalf the in-scope transaction was entered into, thus resulting in increased operational and compliance costs being borne by the relevant Fund.

The Articles of Association provide that the Directors shall be entitled to a fee by way of remuneration for their services at a rate to be determined from time to time. The aggregate remuneration (which shall include any sub-committee and chair fees) of each of the Directors shall not exceed EUR60,000 per annum. Each Director will be entitled to be reimbursed by the Company for all reasonable disbursements and out-of-pocket expenses incurred by them.

The fees in respect of each of the Funds are as follows:-

### **Management Fee**

The Company will pay to the Manager, monthly in arrears, a Management Fee. The amount of the Management Fee for each of the various Classes of Shares of each Fund is set out in the Supplement for the relevant Fund as a percentage per annum of the Net Asset Value of each Class of Share in the Fund.

The Management Fee for each Fund shall accrue on each Dealing Day. The Company will not pay the out-of-pocket expenses of the Manager. Out of the Management Fee, the Manager shall pay the fees and commissions payable to the Investment Manager (including the relevant Investment Adviser and transition manager). The Manager shall also pay those reasonable out-of-pocket expenses which the Manager (including the Investment Manager) has previously agreed with the relevant Investment Adviser to pay out of its Management Fee.

### **Distribution Fee**

No distribution fee shall be payable in respect of the Class D1 Shares, Class D2 Shares, Class F Shares, Class F2 Shares, Class I Shares, Class L Shares, Class S Shares, Class X Shares, Class U1 Shares, Class U2 Shares, Class U3 Shares, Class Z1 Shares or Class Z2 Shares of any Fund.

Each Fund shall pay a distribution fee to the Manager of up to 1.00 per cent. per annum of the average Net Asset Value of that Fund attributable to the Class B Shares and Class C2 Shares.

Each Fund shall pay a distribution fee to the Manager of up to 1.5 per cent. per annum of the average Net Asset Value of that Fund attributable to the Class C Shares.

Each Fund shall pay a distribution fee to the Manager of up to 1.00 per cent. per annum of the average Net Asset Value of that Fund attributable to the Class N Shares.

### **Administration Fee**

The Company will pay to the Administrator monthly in arrears an administration fee of up to 2.00 basis points per annum of the Net Asset Value of each Fund, subject to a minimum fee per Fund of EUR 12,500 per annum. The administration fee shall accrue on each Dealing Day. Additional annual fees shall be payable for the second and each subsequent Class of Shares in each Fund which shall be charged at normal commercial rates.

The Administrator is also entitled to transaction fees it incurs for the Funds and fees for the registrar and transfer agency functions and maintenance services it performs payable out of the Company's assets. These services are (i) maintaining the register of each Share class of the Company and the annual shareholder account, (ii) servicing, and (iii) reporting, all of which shall be charged at normal commercial rates.

All fees will be invoiced and payable monthly.

The Administrator will also be entitled to be reimbursed by the Company out of the assets of each Fund for all reasonable and vouched out-of-pocket expenses incurred by it and charged to it for the benefit of the Fund in the performance of its duties to the Company.

### **Depositary Fee**

The Company will pay to the Depositary monthly in arrears a fiduciary fee of up to 0.8 basis point per annum of the Net Asset Value of each Fund plus VAT (if any), . The fiduciary fee shall accrue on each Dealing Day.

The Depositary is also entitled to sub-depositary fees and transaction charges which shall be charged at normal commercial rates and paid monthly in arrears. The Depositary is also entitled to be reimbursed by the Company for all reasonable disbursements and out-of-pocket expenses

### **Initial Charge**

No initial charge shall be payable on the Class B Shares, Class D1 Shares, Class D2 Shares, Class F Shares, Class F2 Shares, Class I Shares, Class S Shares, Class X Shares, Class U1 Shares, Class U2 Shares, Class U3 Shares, Class Z1 Shares, or Class Z2 Shares of any Fund.

An initial charge of up to 0.50% of the Net Asset Value per Share may be payable on the Class C2 Shares of any Fund.

An initial charge of up to 1 per cent. of the Net Asset Value per Share may be payable on the Class C Shares of any Fund.

Save as may be otherwise provided for in the Supplement for the relevant Fund, an initial charge of up to 5.00% of the Net Asset Value per Share may be payable by a Shareholder on subscriptions for the Class L Shares of any Fund.

An initial charge of up to 3 per cent. of the Net Asset Value per Share may be payable on the Class N Shares of any Fund.

The initial charge shall be paid to the Manager. The Manager may pay some or all of the initial charge to its delegates as reimbursement for the expense of distribution, intermediary and/or other services rendered to the Manager, the Company and the Funds.

### **Redemption charge and contingent deferred sales charge**

No redemption charge or contingent deferred sales charge shall be payable on the repurchase of Class F Shares, Class F2 Shares, Class I Shares, Class L Shares, Class N Shares, Class P1 Shares, Class P2 Shares, Class P3 Shares, Class S Shares, Class U1 Shares, Class U2 Shares, Class U3 Shares, Class Z1 Shares, or Class Z2 Shares of any Fund.

No redemption charge shall be payable on the repurchase of Class B and Class C Shares of any Fund.

A contingent deferred sales charge may be payable on the repurchase of the Class B and Class C Shares of each Fund. The amount of the contingent deferred sales charge payable will depend on the length of time between the date the Shares were purchased and their repurchase at the rates set out below.

| <b>Years since purchase</b> | <b>Contingent deferred sales charge as a percentage of the subscription price paid</b> | <b>Contingent deferred sales charge as a percentage of the subscription price paid</b> | <b>Contingent deferred sales charge as a percentage of the subscription price paid</b> |
|-----------------------------|--|--|--|
|                             | <b>Class B Shares</b>  | <b>Class C Shares</b>  | <b>Class C2 Shares</b>   |
| 0 - 1                       | 4.00%  | 1.00%  | 2.00%  |
| 1 - 2                       | 3.00%  | Nil  | 1.00%  |
| 2 - 3                       | 2.00%  | Nil  | Nil  |
| 3 - 4                       | 1.00%  | Nil  | Nil  |
| 4 and thereafter            | None   | Nil  | Nil  |

Any contingent deferred sales charge will be payable to the Manager. The Manager may pay some or all of any contingent deferred sales charge to its delegates as reimbursement for the expense of distribution, intermediary and/or other services rendered to the Manager, the Company and the Funds. No contingent deferred sales charge shall be payable on Shares issued arising as a result of the reinvestment of dividends. No contingent deferred sales charge shall be payable on any increase on the Net Asset Value per Share above the subscription price paid for the Share and no contingent deferred sales charge shall be payable on transfers or conversions of Shares. For the purposes of determining whether a contingent deferred sales charge is payable any Shares redeemed shall be deemed to be those first subscribed.

### **Dilution Adjustment**

A dilution adjustment as described above may be levied upon subscriptions for and/or redemptions of Shares. The Directors may on any Dealing Day when there are net subscriptions or redemptions authorise an adjustment to the Net Asset Value per Share via the addition or deduction of a dilution adjustment to cover dealing costs and to preserve the value of the underlying assets of the Fund.

If a Fund invests in the units or shares of a UCITS collective investment scheme managed by the Manager or by an associated or related company of the Manager, the Manager or the associated or related company must waive the preliminary or initial charge or commission payable, if any. The Manager will not receive any commission when a Fund invests in a UCITS collective investment scheme. However, if any commissions are received by the Manager, the commission must be paid into a property of the Fund.

### **Switching Fee**

The Directors have the power to charge a switching fee of up to 2.5% of the Net Asset Value of the Shares being converted.

### **Remuneration Policy of the Manager**

The Manager has designed and implements a remuneration policy which is consistent with and promotes sound and effective risk management by having a business model which by its nature does

not promote excessive risk taking that is inconsistent with the risk profile or the constitutional documents of the Company nor impair compliance with the Manager's duty to act in the best interests of the Company. The Manager's remuneration policy is consistent with the business strategy, objectives, values and interests of the Manager, the Company and the Shareholders of the Company and includes measures to avoid conflicts of interest.

The Manager's remuneration policy applies to those categories of staff, including senior management, risk takers, control functions and any employee receiving total remuneration that falls into the remuneration bracket of senior management and risk takers, whose professional activities have a material impact on the risk profiles of the Manager or the Company.

In line with the provisions of the UCITS Directive as may be amended from time to time, the Manager applies its remuneration policy and practices in a way and to the extent that is proportionate to its size, its internal organisation and the nature, scope and complexity of its activities.

Where the Manager delegates investment management functions in respect of any Fund, it will, in accordance with the requirements of the ESMA Guidelines on Sound Remuneration Policies under the UCITS Directive (ESMA/2016/575), ensure that

- (i). the entities to which investment management activities have been delegated are subject to regulatory requirements on remuneration that are equally as effective as those applicable under the ESMA Remuneration Guidelines; or
- (ii). appropriate contractual arrangements are put in place to ensure that there is no circumvention of the remuneration rules set out in the ESMA Remuneration Guidelines.

Details of the remuneration policy of the Manager including, but not limited to, a description of how remuneration and benefits are calculated, the identity of persons responsible for awarding the remuneration and benefits including the composition of the remuneration committee, where such a committee exists, will be available at [www.jupiteram.com](http://www.jupiteram.com) and a paper copy will be made available free of charge upon request.

### **Fees and Expenses out of Capital**

Where disclosed in the relevant Supplement, a Fund may charge all or part of its fees and expenses to the capital at Fund or Share Class level. This will have the effect of lowering the capital value of your investment.

## **MANAGEMENT AND ADMINISTRATION**

### **The Board of Directors**

Responsibility for managing the business affairs of the Company is vested in the Board of Directors in accordance with the Articles of Association. The Directors control the affairs of the Company and may exercise all the powers of the Company to borrow money and to mortgage or charge its undertaking or property or any part thereof. The powers of the Company are subject to the limits and conditions set forth in the Regulations and as may from time to time be laid down by the Central Bank. The Regulations currently provide that the Company may borrow up to 10 per cent. of its Net Asset Value provided that such borrowing is on a temporary basis and is not for the purpose of making investment and the Company may acquire foreign currencies by means of a back-to-back loan. The Directors may delegate certain functions to the Manager, the Investment Manager, the Administrator, the Depositary, an Investment Adviser and other parties, subject to supervision and direction by the Directors.

Pursuant to the Articles, each of the Directors shall be indemnified by the Company against losses and expenses to which any such person may become liable by reason of any contract entered into or any act or thing done by him as such office in the discharge of his duties provided that, as permitted by the Companies Act 2014 such indemnity shall not extend to any of the foregoing sustained or incurred as a result of any negligence, default, breach of duty or breach of trust by him in relation to the Company and the amount for which such indemnity is provided shall immediately attach as a lien on the property of the Company and have priority as between the Shareholders over all other claims.

The Company acting through the Directors is empowered under the Articles to purchase and maintain for the benefit of persons who are or were at any time Directors or officers of the Company insurance against any liability incurred by such persons in respect of any act or omission in the execution of their duties or exercise of their powers.

The Directors and their principal occupations are set forth below. None of the Directors is an executive director. The address of the Directors is the registered office of the Company.

### Directors and Secretary

- **Tom Murray** is a non-executive director of several regulated funds and other commercial entities. He graduated from UCD with a Commerce Degree in 1976 and qualified as a Chartered Accountant with Coopers & Lybrand in 1980. He was a member of the National Futures Association between 1992 and 1994 and also holds a Diploma in Directors Duties & Responsibilities. He joined Wang International Finance Ltd in 1981 as CFO and left in 1988 to found, along with colleagues, Gandon Securities Ltd, the first operation to be licenced in the IFSC. He served in a number of positions in Gandon including Finance Director, Structured Finance Director and Treasury Director. After Gandon was acquired by Investec Bank in 2000, he served as Head of Treasury for c. 4 years. In 2004 he joined Merrion Stockbrokers Ltd where he was Director of Corporate Finance until 2008. Since then he has acted as a consultant to and non-executive director of various investment funds and companies.
- **Bronwyn Wright** is a former Managing Director for a global financial institution having worked in Capital Markets and Banking, where she was Head of Securities and Fund Services for Ireland with responsibility for the management, growth and strategic direction of the securities and fund services business which included funds, custody, security finance and global agency and trust. Due to her role in managing, leading and growing the European fiduciary business, Ms. Wright has extensive knowledge of regulatory requirements and best market practice in the UK, Luxembourg, Jersey and Ireland. She has sat and chaired the boards of the applicable legal vehicles for the fiduciary businesses in each jurisdiction. Due to her engagement in due diligence exercises she also understands the Nordics, Germany and Asia. She has also been engaged in pre-acquisition due diligence in Asia and led a post-acquisition integration across EMEA. Ms. Wright holds a degree in Economics and Politics as well as a Masters degree in Economics from University College Dublin. Ms. Wright is past chairperson of the Irish Funds Industry Association committee for Trustee Services. Bronwyn has contributed to the Irish Funds educational development in various capacities, including co-author of a Diploma in Mutual Funds, virtual web based lectures in financial services and part of an executive committee for a PhD finance programme. She has written numerous industry articles and chairs and participates in industry seminars in Europe and the US.
- **Jasveer Singh** joined Jupiter in 2016 as General Counsel with responsibility for the firm's legal, regulatory, and company secretarial matters. He is also a member of Jupiter's Executive Committee with a key role in supporting the delivery of Jupiter's overall business strategy with extensive board, strategic and governance responsibilities. Jasveer joined Jupiter after 12 years at Man Group plc where he was Group General Counsel, a director of various operating subsidiaries and Chair of the Global Product Development & Control Committee. Prior to Man Group plc, Jasveer practised in the Private Funds Group at Clifford Chance focussing on a broad range of funds, financial services and regulatory work.

The Company secretary of the Company is Tudor Trust Limited.

The Articles of Association do not stipulate a retirement age for Directors and do not provide for retirement of Directors by rotation. The Articles of Association provide that a Director may be a party to any transaction or arrangement with the Company or in which the Company is interested provided that he has disclosed to the Directors the nature and extent of any material interest which he may have. A Director may not vote in respect of any contract in which he has a material interest. However, a Director may vote in respect of any proposal concerning any other company in which he is interested, directly or indirectly, whether as an officer or shareholder or otherwise, provided that he is not the holder of 5 per cent. or more of the issued shares of any class of such company or of the voting rights available to members of such company. A Director may also vote in respect of any proposal concerning an offer of

shares in which he is interested as a participant in an underwriting or sub-underwriting arrangement and may also vote in respect of the giving of any security, guarantee or indemnity in respect of money lent by the Director to the Company or in respect of the giving of any security, guarantee or indemnity to a third party in respect of a debt obligation of the Company for which the Director has assumed responsibility in whole or in part.

The Directors have delegated the day to day management of each Fund to the Manager. The Manager has appointed the Administrator to act as administrator to the Company with responsibility for the calculation of the Net Asset Value of the Company and of the Shares.

The Manager has appointed the Investment Manager to act as discretionary investment manager of the Company with responsibility for the management of the Company's portfolio of assets and as a Sub-Distributor of the Shares with the power to appoint additional Sub-Distributors. The Company has appointed the Depositary to safe-keep its assets in accordance with the Regulations.

### **The Manager/Distributor**

The Company has appointed Jupiter Asset Management (Europe) Limited as its manager pursuant to the Management and Distribution Agreement and the Manager is responsible on a day-to-day basis, under the supervision of the Directors, for the management of the Company's affairs and distribution of the Shares. The Manager is a privately owned company incorporated with limited liability in Ireland on 28 November 2013 with registration number 536049. It is a wholly owned subsidiary of Jupiter Fund Management plc (a UK registered company).

The Manager is authorised by the Central Bank to act as a fund management company pursuant to the Regulations and an Alternative Investment Fund Manager (AIFM) pursuant to the European Communities (Alternative Investment Fund Managers) Regulations, 2013, as amended. Its principal business is acting as manager of investment funds.

As noted above, the Manager has appointed the Investment Manager to act as discretionary investment manager of the Company and as a Sub-Distributor of the Shares. The Manager has appointed the Administrator to perform the day-to-day administration of the Company, including the calculation of the Net Asset Value of the Funds and of the Shares, related fund accounting services and registrar and transfer agency services. Under the Regulations, the Manager's liability shall not be affected by the fact that it has delegated any of its functions to third parties.

The Manager is responsible for the appointment of the Investment Manager to the Funds, for overseeing its performance and implementing any changes to the appointment of the Investment Manager.

The Management and Distribution Agreement may be terminated by the Manager or the Company on 90 days written notice or by any party forthwith by notice in writing in certain circumstances such as the winding-up of any party or unremedied breach after notice. The Manager and the Investment Manager are not liable to the Company for any indirect, special or consequential loss or damage (the "Losses") suffered by the Company as a result of the Manager's or Investment Manager's (as applicable) performance or non-performance of their duties under the Management and Distribution Agreement unless such Losses result from their negligence, bad faith, fraud, wilful default or failure to comply with its obligations as set out in the Management and Distribution Agreement. Under the Management and Distribution Agreement, the Company agrees to indemnify the Manager and the Investment Manager out of the assets of the relevant Funds for any actions, proceedings, claims, damages, costs, demands and expenses including, without limitation, legal and professional expenses it suffers in the performance of its duties under the Management and Distribution Agreement other than due to the negligence, bad faith, fraud, wilful default of the Manager or Investment Manager or failure to comply with their obligations as set out in the Management and Distribution Agreement. Under the terms of the Management and Distribution Agreement, the Manager may delegate its duties in accordance with the Central Bank Requirements.

#### *The Manager as Distributor*

The Manager, in its capacity as Distributor shall be responsible for promoting the sale of the Shares in accordance with the provisions of this Prospectus. The Manager/Distributor may appoint Sub-

Distributors (including the Investment Manager) to assist in the promotion and sale of the Shares in accordance with the requirements of the Central Bank.

The Manager's corporate secretarial function is provided by Tudor Trust Limited.

The Manager may act as manager of, and/or provide other services to, other funds or clients established in Ireland or elsewhere any of which may be competing with the Company in the same markets.

The Directors of the Manager are as follows:

#### **Adrian Waters**

Mr. Waters, is a Fellow of The Institute of Chartered Accountants in Ireland and of The Institute of Directors. He is a Chartered Director (UK Institute of Directors) and he specializes in risk management and governance. He has over 25 years' experience in the funds industry. From 1993 to 2001, he held various executive positions within The BISYS Group, Inc. (now part of the Citi Group), including Chief Executive Officer of BISYS Fund Services (Ireland) Limited and finally as Senior Vice President – Europe for BISYS Investment Services out of London. From 1989 to 1993, he was employed by the Investment Services Group of PricewaterhouseCoopers in New York and prior to that by Oliver Freaney and Company, Chartered Accountants, in Dublin. Mr. Waters holds a Bachelor of Commerce degree and a Post Graduate Diploma in Corporate Governance both received from University College Dublin in 1985 and 2005, respectively. Additionally, in 2013, he has received a Master of Science degree in Risk Management from the Stern Business School at New York University. He is an Irish citizen.

#### **Paula Moore**

Ms. Moore is a member of Jupiter's Executive Committee and is the Chief Operating Officer of the Group. She is also a director of Jupiter's SICAV fund range. Ms. Moore joined Jupiter in 1997, and over the last twenty years, her time has been spent mainly leading Jupiter's fund operations teams (which includes transfer agency, fund accounting, fund and board reporting) and overseeing Jupiter's key outsourced providers. Her earlier career included roles at EY, Apax Partners and PFM Group.

#### **Paul Nunan**

Mr Nunan is Country Head of the Manager. Prior to joining the Manager, Mr Nunan was Managing Director of Link Fund Manager Solutions (Ireland) Limited having joined the Link Group in March 2006. Prior to this Mr Nunan worked for BISYS Hedge Fund Services Ireland Limited where his final role was to manage the implementation of the BHFS systems platform. Mr Nunan has over twenty two years' experience in Financial Services / Investment Funds and is a Chartered Certified Accountant ("FCCA"). He started his career in 1997 and has a degree in business studies.

#### **Jasveer Singh**

See Mr. Singh's biography above.

#### **Jupiter Investment Management Limited – The Investment Manager and Sub-Distributor**

The Investment Manager is Jupiter Investment Management Limited which was incorporated in England and Wales on 18 July 1994. Jupiter Investment Management Limited is authorised and regulated by the Financial Conduct Authority. As at 31 December, 2020, it had assets of approximately GBP 7.4 Billion under management. As outlined above, Jupiter Investment Management Limited will also act as a Sub-Distributor.

The Investment Manager is responsible for the appointment of any Investment Advisers to the Funds, for overseeing their performance and implementing any changes to the appointment of an Investment Adviser.

#### **The Investment Advisers**

The Investment Advisers described in the Supplement for the relevant Funds are those appointed to the Funds as at the date of this Prospectus. The Investment Advisory Agreement between the



Investment Manager and each Investment Adviser provides that the Investment Adviser shall be responsible for the investment and reinvestment of the relevant Fund's assets. The Investment Advisory Agreement shall continue in force until terminated immediately at any time by the Investment Manager or by the Investment Adviser with varying notice periods ranging from not less than between 60 days' to 180 days' written notice depending on the Investment Adviser. The Investment Advisory Agreement may also be terminated immediately at any time if the appointment of the Investment Manager is terminated by the Manager.

Notwithstanding the foregoing, either party may at any time terminate the Investment Advisory Agreement in the event of the insolvency of the other party or the Company, the winding up of the other party or the Company, the appointment of an examiner or receiver to the other party or the Company or upon the happening of a like event at the direction of an appropriate regulatory agency or court of competent jurisdiction or otherwise, in the event that either party or the Company is no longer permitted to perform its obligations and duties under applicable law. Either party may terminate the agreement in the event that either the other party fails to remedy any breach of the Investment Advisory Agreement (if such breach is capable of remedy) within 30 days of being requested to do so or in some cases in the event of any material breach by either party where the defaulting party has 30 days to remedy the material breach and in some cases either party may terminate the agreement in the event of a material breach by the Investment Adviser.

Each Investment Adviser shall be liable for any loss suffered by the Investment Manager, the Manager and the Company in connection with the matters to which the Investment Advisory Agreement relates where such loss results from fraud, bad faith, wilful misfeasance and negligence on the part of the Investment Adviser in the performance of its obligations and duties under the relevant Investment Advisory Agreement or from the reckless disregard of its obligations under the agreement by certain Investment Advisers; or breach in the case of other Investment Advisers. However, certain Investment Advisers shall not be liable for consequential loss.

An Investment Adviser may, with the prior consent of the Investment Manager, delegate its investment management functions to a sub-investment manager provided that such delegation is made in accordance with the requirements of the Central Bank, information on any sub-investment manager will be provided to Shareholders on request, details of the sub-investment manager will be disclosed in the annual report and accounts and the unaudited half-yearly accounts and the fees of the sub-investment manager will not be paid out of a Fund's assets.

The Investment Manager may appoint a transition manager to act as the investment adviser to any of the Funds on a transitional basis. A transition manager will act in circumstances where an Investment Adviser has to be replaced at short notice and will act on an interim basis for a maximum period of three months until a new Investment Adviser is appointed. The transition manager will be selected from a panel of transition managers and will be approved by the Central Bank to act as an investment adviser to an Irish authorised collective investment scheme and will be approved by the SFC to act as a manager of public funds in Hong Kong. Any appointment to or removal from the pool of transition managers will be subject to the prior approval of the SFC. However, no prior notice will be given to the Shareholders of such changes. No prior notice will be given to Shareholders on the appointment of a transition manager to manage a Fund on a transitional basis. Details of the appointment of any transition manager may be obtained by Shareholders, free of charge, upon request at the registered office of the Company and will be disclosed in the relevant periodic report of the Company.

### **The Administrator**

The Manager has appointed Citibank Europe plc to act as the administrator, registrar and transfer agent of the Company and each Fund with responsibility for performing the day-to-day administration of the Company and each Fund including the calculation of the Net Asset Value and the Net Asset Value per Share.

The Administrator is a licensed bank, authorised and regulated by the Central Bank. The Administrator was incorporated in Ireland on 9 June 1988 under registered number 132781. The Administrator is a member of the Citigroup group of companies, having its ultimate parent Citigroup Inc., a US publicly quoted company.

The Administration Agreement shall continue in force unless terminated by the Company or Manager on not less than 90 days' notice or the Administrator on not less than 180 days' notice and may be terminated by any party immediately in the event of: (i) the winding up of or the appointment of an examiner or receiver or liquidator to a party or on the happening of a like event at the direction of an appropriate regulatory agency or court of competent jurisdiction; (ii) a party failing to remedy a breach of the Administration Agreement within 15 business days of being requested to do so (if such breach is capable of remedy); (iii) a party no longer being permitted or able to perform its obligations under the agreement pursuant to applicable law; or (iv) any authorisation by the Central Bank of the parties being revoked.

The Administration Agreement provides that the Administrator will not be liable to the Company or any Shareholder for any loss incurred by any of them except where such loss arises from the fraud, negligence, bad faith or wilful default of the Administrator. The Manager and the Company each indemnifies the Administrator from all reasonable costs, liabilities and expenses incurred by the Administrator in the performance of its obligations under the Administration Agreement except where such loss arises by reason of the Administrator's fraud, negligence or wilful misconduct or from the Administrator's breach of the Administration Agreement. The Manager also indemnifies the Administrator from loss arising out of or in connection with a breach of the representations, warranties or covenants made by the Manager in the Administration Agreement or the failure to provide certain documentation to the Administrator.

## **The Depositary**

### ***Introduction and key duties***

Under the terms of the Depositary Agreement, Citi Depositary Services Ireland Designated Activity Company (the "Depositary") has been appointed as depositary of the Company's assets and the assets of the Company and each Fund have been entrusted to the Depositary for safekeeping.

The key duties of the Depositary are to perform the depositary duties referred to in Regulation 34 of the Regulations, essentially consisting of:

- (i) monitoring and verifying the Company and each Fund's cash flows;
- (ii) safekeeping of the Company's assets, including, inter alia, verification of ownership;
- (iii) ensuring that the issue, redemption, cancellation and valuation of Shares are carried out in accordance with the Articles of Association and applicable law, rules and regulations;
- (iv) ensuring that in transactions involving the Company's assets any consideration is remitted to the Company within the usual time limits;
- (v) ensuring that the Company and each Fund's income is applied in accordance with the Articles of Association, applicable law, rules and regulations; and
- (vi) carrying out instructions of the Company unless they conflict with the Articles of Association or applicable law, rules and regulations.

Up-to-date information regarding the duties of the Depositary will be made available to investors on request.

### ***The Depositary***

The Depositary is a designated activity company incorporated in Ireland pursuant to the Companies Act, 2014. The Depositary is authorised and regulated by the Central Bank of Ireland. The principal activity of the Depositary is to provide trustee and custodial services to collective investment schemes and other portfolios, such as the Company.

### ***Delegation of Safekeeping Function and Conflicts of Interest***

Under the terms of the Depositary Agreement the Depositary has the power to delegate certain of its depositary functions.

In general, whenever the Depositary delegates any of its custody functions to a delegate, the Depositary will remain liable for any losses suffered as a result of an act or omission of the delegate as if such loss had arisen as a result of an act or omission of the Depositary. The use of securities settlement systems does not constitute a delegation by the Depositary of its functions.

As at the date of this Prospectus, the Depositary has entered into written agreements delegating the performance of its safekeeping function in respect of certain of the Company's assets to Citibank, N.A. London Branch. As at the date of the Prospectus, the following sub-delegates have been appointed: See Schedule IV

The liability of the Depositary will not be affected by the fact that it has delegated to a third party certain of its safekeeping functions in respect of the Company's assets.

In order to discharge its responsibility in regard to the appointment of safekeeping delegates, the Depositary must exercise due skill, care and diligence in the selection, continued appointment and ongoing monitoring of a third party as a safekeeping agent so as to ensure that the third party has and maintains the expertise, competence and standing appropriate to discharge the responsibilities concerned; maintain an appropriate level of supervision over the safekeeping agent; and make appropriate inquiries from time to time to confirm that the obligations of the agent continue to be competently discharged.

From time to time conflicts may arise between the Depositary and the delegates or sub-delegates, for example where an appointed delegate or sub-delegate is an affiliated group company of the Depositary which receives remuneration for another custodial service it provides to the Company. In the event of any potential conflict of interest which may arise during the normal course of business, the Depositary will have regard to the applicable laws.

Up-to-date information on delegations and sub-delegations and related conflicts of interest may be requested from the Company by Shareholders.

#### ***Reuse of Funds by the Depositary***

Under the Depositary Agreement the Depositary has agreed that it, and any person to whom it delegates custody functions, may not reuse any of the Company's assets held in custody.

Reuse will be permitted in respect of the Company's assets where:

- The reuse is carried out for the account of the Company;
- The Depositary acts on the instructions of the Company;
- The reuse of assets is for the benefit of the Company and the Shareholders;
- The transaction is covered by high quality and liquid collateral received by the Company under a title transfer arrangement, the market value of which shall, at all times, amount to at least the market value of the re-used assets plus a premium.

#### ***Terms of the Depositary Agreement***

The appointment of the Depositary has been made under an amended and restated agreement between the Depositary, and the Company dated 31 October, 2019 (the "**Depositary Agreement**").

#### ***Termination of the Depositary Agreement***

The Depositary Agreement provides that it will continue in force unless and until terminated by any party giving not less than 90 days' prior written notice to the other(s), although termination may be immediate in certain circumstances, such as the insolvency of the Depositary. Upon an (envisaged) removal or resignation of the Depositary, the Company acting on behalf of the Fund shall with due observance of the applicable requirements of the Central Bank and in accordance with applicable law, rules and regulations, appoint a successor depositary. The Depositary may not be replaced without the approval

of the Central Bank. For the avoidance of doubt, the removal or resignation of the Depositary shall only take effect at the same time as the new Depositary takes up office.

The Depositary is liable to the Company or to the Shareholders for the loss by the Depositary or a third party to whom the custody of financial instruments that can be held in custody has been delegated. In the case of such a loss of a financial instrument held in custody, the Depositary shall return a financial instrument of identical type or the corresponding amount to the Company or the Company acting on behalf of the Fund without undue delay. The Depositary is not liable if it can prove that the loss has arisen as a result of an external event beyond its reasonable control, the consequences of which would have been unavoidable despite all reasonable efforts to the contrary.

The Depositary is also liable to the Company or the Shareholders for all losses suffered by them as a result of the Depositary's negligent or intentional failure to properly fulfill its obligations. In case of direct liability of the Depositary vis-à-vis the Shareholders they shall, in line with the terms of the Depositary Agreement, not exercise any claims on the Depositary directly but shall request the Company to do so on their behalf. Only in a case where the Company does not accept such request (for whatever reason) shall the Shareholders be allowed to exercise any such claim directly vis-à-vis the Depositary. The Depositary Agreement contains indemnities in favour of the Depositary excluding matters arising by reason of its failure to satisfy its obligation of due skill, care and diligence, or by reason of its negligence, intentional failure or fraud.

#### ***Other provisions of the Depositary Agreement***

The Depositary Agreement is governed by the laws of Ireland and the courts of Ireland shall have non-exclusive jurisdiction to hear any disputes or claims arising out of or in connection with the Depositary Agreement.

#### ***The Paying Agents and/or Information Agents***

Local laws/regulations in EEA Member States and certain other jurisdictions may require the appointment of paying agents / information agents / representatives / correspondent banks in connection with the public distribution of the Shares of the Company in such jurisdictions ("Paying Agents") and maintenance of accounts by such Paying Agents through which subscription and redemption monies or dividends may be paid. Shareholders who choose or are obliged under local regulations to pay or receive subscription or redemption monies or dividends via an intermediate entity rather than directly to or from the Depositary (e.g. a Paying Agent in a local jurisdiction) bear a credit risk against that intermediate entity with respect to

- (a) subscription monies prior to the transmission of such monies to the Depositary for the account of the Company or the relevant Fund; and
- (b) redemption monies payable by such intermediate entity to the relevant Shareholder.

The Manager and the Company may appoint Paying Agents from time to time. Fees and expenses of Paying Agents appointed by the Manager or the Company which will be at normal commercial rates will be borne by the Company or the Fund in respect of which a Paying Agent has been appointed.. All Shareholders of the Company or the Fund on whose behalf a Paying Agent is appointed may avail of the services provided by Paying Agents appointed by or on behalf of the Company. Where required, details relating to the appointment of the relevant Paying Agents will be set out in the relevant Country Supplement.

#### ***Sub-Distributors***

The Manager or the Investment Manager may appoint certain Sub-Distributors from time to time. The fees of any Sub-Distributors appointed in connection with the distribution of the Shares of the Company will, where such fees are payable out of the assets of the Funds, be at normal commercial rates.

## TAXATION

### General

***The information given is not exhaustive and does not constitute legal or tax advice. It does not purport to deal with all of the tax consequences applicable to the Company or its current or future Funds or to all categories of investors, some of whom may be subject to special rules. Prospective investors should consult their own professional advisers as to the implications of their subscribing for, purchasing, holding, switching or disposing of Shares under the laws of the jurisdictions in which they may be subject to tax.***

***The following is a brief summary of certain aspects of Irish taxation law and practice relevant to the transactions contemplated in this Prospectus. It is based on the law and practice and official interpretation currently in effect, all of which are subject to change.***

Dividends, interest and capital gains (if any) which the Company or any of the Funds receive with respect to their investments (other than securities of Irish issuers) may be subject to taxes, including withholding taxes, in the countries in which the issuers of investments are located. It is anticipated that the Company may not be able to benefit from reduced rates of withholding tax in double taxation agreements between Ireland and such countries. If this position changes in the future and the application of a lower rate results in a repayment to the Company the Net Asset Value will not be restated and the benefit will be allocated to the existing Shareholders rateably at the time of repayment.

### Irish Taxation

The Directors have been advised that on the basis that the Company is resident in Ireland for taxation purposes the taxation position of the Company and the Shareholders is as set out below.

### Definitions

For the purposes of this section, the following definitions shall apply.

#### “Irish Resident”

- in the case of an individual, means an individual who is resident in Ireland for tax purposes.
- in the case of a trust, means a trust that is resident in Ireland for tax purposes.
- in the case of a company, means a company that is resident in Ireland for tax purposes.

An individual will be regarded as being resident in Ireland for a tax year if he/she is present in Ireland: (1) for a period of at least 183 days in that tax year; or (2) for a period of at least 280 days in any two consecutive tax years, provided that the individual is present in Ireland for at least 31 days in each period. In determining days present in Ireland, an individual is deemed to be present if he/she is in Ireland at any time during the day.

A trust will generally be Irish resident where the trustee is resident in Ireland or a majority of the trustees (if more than one) are resident in Ireland.

A company incorporated in Ireland and also companies not so incorporated but that are managed and controlled in Ireland, will be tax resident in Ireland except to the extent that the company in question is, by virtue of a double taxation treaty between Ireland and another country, regarded as resident in a territory other than Ireland (and thus not resident in Ireland).

It should be noted that the determination of a company's residence for tax purposes can be complex in certain cases and potential investors are referred to the specific legislative provisions that are contained in Section 23A of the Taxes Act.

#### “Ordinarily Resident in Ireland”

- in the case of an individual, means an individual who is ordinarily resident in Ireland for tax purposes
- in the case of a trust, means a trust that is ordinarily resident in Ireland for tax purposes.

An individual will be regarded as ordinarily resident for a particular tax year if he/she has been Irish Resident for the three previous consecutive tax years (i.e. he/she becomes ordinarily resident with effect from the commencement of the fourth tax year). An individual will remain ordinarily resident in Ireland until he/she has been non-Irish Resident for three consecutive tax years. Thus, an individual who is resident and ordinarily resident in Ireland in the tax year 1 January 2020 to 31 December 2020 and departs from Ireland in that tax year will remain ordinarily resident up to the end of the tax year 1 January 2023 to 31 December 2023.

The concept of a trust's ordinary residence is somewhat obscure and linked to its tax residence.

#### **“Exempt Irish Investor”**

- a pension scheme which is an exempt approved scheme within the meaning of Section 774 of the Taxes Act or a retirement annuity contract or a trust scheme to which Section 784 or 785 of the Taxes Act applies;
- a company carrying on life business within the meaning of Section 706 of the Taxes Act;
- an investment undertaking within the meaning of Section 739B(1) of the Taxes Act;
- a special investment scheme within the meaning of Section 737 of the Taxes Act;
- a charity being a person referred to in Section 739D(6)(f)(i) of the Taxes Act;
- a unit trust to which Section 731(5)(a) of the Taxes Act applies;
- a qualifying fund manager within the meaning of Section 784A(1)(a) of the Taxes Act where the Shares held are assets of an approved retirement fund or an approved minimum retirement fund;
- a qualifying management company within the meaning of Section 739B of the Taxes Act;
- an investment limited partnership within the meaning of Section 739J of the Taxes Act;
- a personal retirement savings account (“PRSA”) administrator acting on behalf of a person who is entitled to exemption from income tax and capital gains tax by virtue of Section 787I of the Taxes Act and the Shares are assets of a PRSA;
- a credit union within the meaning of Section 2 of the Credit Union Act, 1997;
- the National Asset Management Agency;
- the National Treasury Management Agency or a Fund investment vehicle (within the meaning of section 37 of the National Treasury Management Agency (Amendment) Act 2014) of which the Minister for Finance is the sole beneficial owner, or the State acting through the National Treasury Management Agency;
- the Motor Insurers' Bureau of Ireland in respect of an investment made by it of moneys paid to the Motor Insurer Insolvency Compensation Fund under the Insurance Act 1964 (amended by the Insurance (Amendment) Act 2018), and the Motor Insurers' Bureau of Ireland has made a declaration to that effect to the Company;
- a company which is within the charge to corporation tax in accordance with Section 110(2) of the Taxes Act in respect of payments made to it by the Company;
- any other Irish Resident or persons who are Ordinarily Resident in Ireland who may be permitted to own Shares under taxation legislation or by written practice or concession of the Irish Revenue Commissioners without giving rise to a charge to tax in the Company or jeopardising tax exemptions associated with the Company giving rise to a charge to tax in the Company;

provided that they have correctly completed the Relevant Declaration.

#### **“Intermediary”**

means a person who:-

- carries on a business which consists of, or includes, the receipt of payments from an investment undertaking on behalf of other persons; or
- holds shares in an investment undertaking on behalf of other persons.

**“Ireland”** means the Republic of Ireland

### **“Recognised Clearing System”**

means any clearing system listed in Section 246A of the Taxes Act (including, but not limited to, Clearstream Banking AG, Clearstream Banking SA, CREST, Depository Trust Company of New York, Euroclear, National Securities Clearing System, Sicovam SA and SIS Sega Intersecttle AG) or any other system for clearing shares which is designated for the purposes of Chapter 1A in Part 27 of the Taxes Act, by the Irish Revenue Commissioners as a recognised clearing system.

### **“Relevant Declaration”**

means the declaration relevant to the Shareholder as set out in Schedule 2B of the Taxes Act.

### **“Relevant Period”**

means a period of 8 years beginning with the acquisition of a Share by a Shareholder and each subsequent period of 8 years beginning immediately after the preceding Relevant Period.

**“Taxes Act”**, means the Taxes Consolidation Act, 1997 (of Ireland) as amended.

### **Taxation of the Company**

The Directors have been advised that, under current Irish law and practice, the Company qualifies as an investment undertaking as defined in Section 739B (1) of the Taxes Act so long as the Company is resident in Ireland. Accordingly, the Company is not chargeable to Irish tax on its income and gains.

However, tax can arise on the happening of a “chargeable event” in the Company. A chargeable event includes any distribution payments to Shareholders or any encashment, redemption, cancellation, transfer or deemed disposal (a deemed disposal will occur at the expiration of a Relevant Period) of Shares or the appropriation or cancellation of Shares of a Shareholder by the Company for the purposes of meeting the amount of tax payable on a gain arising on a transfer. No tax will arise on the Company in respect of chargeable events in respect of a Shareholder who is neither Irish Resident nor Ordinarily Resident in Ireland at the time of the chargeable event provided that a Relevant Declaration is in place and the Company is not in possession of any information which would reasonably suggest that the information contained therein is no longer materially correct. In the absence of either a Relevant Declaration or the Company satisfying and availing of equivalent measures (see paragraph headed “*Equivalent Measures*” below) there is a presumption that the investor is Irish Resident or Ordinarily Resident in Ireland. A chargeable event does not include:

- An exchange by a Shareholder, effected by way of an arms-length bargain where no payment is made to the Shareholder, of Shares in the Company for other Shares in the Company;
- Any transactions (which might otherwise be a chargeable event) in relation to shares held in a Recognised Clearing System as designated by order of the Irish Revenue Commissioners;
- A transfer by a Shareholder of the entitlement to Shares where the transfer is between spouses and former spouses, subject to certain conditions; or
- An exchange of Shares arising on a qualifying amalgamation or reconstruction (within the meaning of Section 739H of the Taxes Act) of the Company with another investment undertaking.

If the Company becomes liable to account for tax if a chargeable event occurs, the Company shall be entitled to deduct from the payment arising on a chargeable event an amount equal to the appropriate tax and/or where applicable, to appropriate or cancel such number of Shares held by the Shareholder or the beneficial owner of the Shares as are required to meet the amount of tax. The relevant Shareholder shall indemnify and keep the Company and the Manager indemnified against loss arising to the Company or the Manager by reason of the Company becoming liable to account for tax on the happening of a chargeable event if no such deduction, appropriation or cancellation has been made.

Dividends received by the Company from investment in Irish equities may be subject to Irish dividend withholding tax at a rate of 25% (such sum representing income tax). However, the Company can make a declaration to the payer that it is a collective investment undertaking beneficially entitled to the

dividends which will entitle the Company to receive such dividends without deduction of Irish dividend withholding tax.

### **Stamp Duty**

No stamp duty is payable in Ireland on the issue, transfer, repurchase or redemption of Shares in the Company. Where any subscription for or redemption of Shares is satisfied by the in specie transfer of securities, property or other types of assets, Irish stamp duty may arise on the transfer of such assets.

No Irish stamp duty will be payable by the Company on the conveyance or transfer of stock or marketable securities provided that the stock or marketable securities in question have not been issued by a company registered in Ireland and provided that the conveyance or transfer does not relate to any immovable property situated in Ireland or any right over or interest in such property or to any stocks or marketable securities of a company (other than a company which is an investment undertaking within the meaning of Section 739B (1) of the Taxes Act (that is not an Irish Real Estate Fund within the meaning of Section 739K of the Taxes Act) or a “qualifying company” within the meaning of Section 110 of the Taxes Act) which is registered in Ireland.

### **Shareholders Tax**

#### *Shares which are held in a Recognised Clearing System*

Any payments to a Shareholder or any encashment, redemption, cancellation or transfer of Shares held in a Recognised Clearing System will not give rise to a chargeable event in the Company (there is however ambiguity in the legislation as to whether the rules outlined in this paragraph with regard to Shares held in a Recognised Clearing System, apply in the case of chargeable events arising on a deemed disposal, therefore, as previously advised, Shareholders should seek their own tax advice in this regard). Thus the Company will not have to deduct any Irish taxes on such payments regardless of whether they are held by Shareholders who are Irish Residents or Ordinarily Resident in Ireland, or whether a non-resident Shareholder has made a Relevant Declaration. However, Shareholders who are Irish Resident or Ordinarily Resident in Ireland or who are not Irish Resident or Ordinarily Resident in Ireland but whose Shares are attributable to a branch or agency in Ireland may still have a liability to account for Irish tax on a distribution or encashment, redemption or transfer of their Shares.

To the extent any Shares are not held in a Recognised Clearing System at the time of a chargeable event (and subject to the discussion in the previous paragraph in relation to a chargeable event arising on a deemed disposal), the following tax consequences will typically arise on a chargeable event.

#### *Shareholders who are neither Irish Residents nor Ordinarily Resident in Ireland*

The Company will not have to deduct tax on the occasion of a chargeable event in respect of a Shareholder if (a) the Shareholder is neither Irish Resident nor Ordinarily Resident in Ireland, (b) the Shareholder has made a Relevant Declaration on or about the time when the Shares are applied for or acquired by the Shareholder and (c) the Company is not in possession of any information which would reasonably suggest that the information contained therein is no longer materially correct. In the absence of either a Relevant Declaration (provided in a timely manner) or the Company satisfying and availing of equivalent measures (see paragraph headed “*Equivalent Measures*” below) tax will arise on the happening of a chargeable event in the Company regardless of the fact that a Shareholder is neither Irish Resident nor Ordinarily Resident in Ireland. The appropriate tax that will be deducted is as described below.

To the extent that a Shareholder is acting as an Intermediary on behalf of persons who are neither Irish Resident nor Ordinarily Resident in Ireland no tax will have to be deducted by the Company on the occasion of a chargeable event provided that either (i) the Company satisfied and availed of the equivalent measures or (ii) the Intermediary has made a Relevant Declaration that he/she is acting on behalf of such persons and the Company is not in possession of any information which would reasonably suggest that the information contained therein is no longer materially correct.

Shareholders who are neither Irish Residents nor Ordinarily Resident in Ireland and either (i) the Company has satisfied and availed of the equivalent measures or (ii) such Shareholders have made Relevant Declarations in respect of which the Company is not in possession of any information which would reasonably suggest that the information contained therein is no longer materially correct, will not



be liable to Irish tax in respect of income from their Shares and gains made on the disposal of their Shares. However, any corporate Shareholder which is not Irish Resident and which holds Shares directly or indirectly by or for a trading branch or agency in Ireland will be liable to Irish tax on income from their Shares or gains made on disposals of the Shares.

Where tax is withheld by the Company on the basis that no Relevant Declaration has been filed with the Company by the Shareholder, Irish legislation provides for a refund of tax only to companies within the charge to Irish corporation tax, to certain incapacitated persons and in certain other limited circumstances.

#### *Shareholders who are Irish Residents or Ordinarily Resident in Ireland*

Unless a Shareholder is an Exempt Irish Investor and makes a Relevant Declaration to that effect and the Company is not in possession of any information which would reasonably suggest that the information contained therein is no longer materially correct or unless the Shares are purchased by the Courts Service, tax at the rate of 41% (25% where the Shareholder is a company and an appropriate declaration is in place) will be required to be deducted by the Company from a distribution (where payments are made annually or at more frequent intervals) to a Shareholder who is Irish Resident or Ordinarily Resident in Ireland. Similarly, tax at the rate of 41% (25% where the Shareholder is a company and an appropriate declaration is in place) will have to be deducted by the Company on any other distribution or gain arising to the Shareholder (other than an Exempt Irish Investor who has made a Relevant Declaration) on an encashment, redemption, cancellation, transfer or deemed disposal (see below) of Shares by a Shareholder who is Irish Resident or Ordinarily Resident in Ireland.

The Finance Act 2006 introduced rules (which were subsequently amended by the Finance Act 2008) in relation to an automatic exit tax for Shareholders who are Irish Resident or Ordinarily Resident in Ireland in respect of Shares held by them in the Company at the ending of a Relevant Period. Such Shareholders (both companies and individuals) will be deemed to have disposed of their Shares ("deemed disposal") at the expiration of that Relevant Period and will be charged to tax at the rate of 41% (25% where the Shareholder is a company and an appropriate declaration is in place) on any deemed gain (calculated without the benefit of indexation relief) accruing to them based on the increased value (if any) of the Shares since purchase or since the previous exit tax applied, whichever is later.

For the purposes of calculating if any further tax arises on a subsequent chargeable event (other than chargeable events arising from the ending of a subsequent Relevant Period or where payments are made annually or at more frequent intervals), the preceding deemed disposal is initially ignored and the appropriate tax calculated as normal. Upon calculation of this tax, credit is immediately given against this tax for any tax paid as a result of the preceding deemed disposal. Where the tax arising on the subsequent chargeable event is greater than that which arose on the preceding deemed disposal, the Company will have to deduct the difference. Where the tax arising on the subsequent chargeable event is less than that which arose on the preceding deemed disposal, the Company will refund the Shareholder for the excess (subject to the paragraph headed "*15% threshold*" below).

#### 10% Threshold

The Company will not have to deduct tax ("exit tax") in respect of this deemed disposal where the value of the chargeable shares (i.e. those Shares held by Shareholders to whom the declaration procedures do not apply) in the Company (or in the Fund within an umbrella scheme) is less than 10% of the value of the total Shares in the Company (or in the Fund) and the Company has made an election to report certain details in respect of each affected Shareholder to the Irish Revenue Commissioners (the "Affected Shareholder") in each year that the *de minimus* limit applies. In such a situation the obligation to account for the tax on any gain arising on a deemed disposal will be the responsibility of the Shareholder on a self-assessment basis ("self-assessors") as opposed to the Company or Fund (or their service providers). The Company is deemed to have made the election to report once it has advised the Affected Shareholders in writing that it will make the required report.

#### 15 % Threshold

As previously stated where the tax arising on the subsequent chargeable event is less than that which arose on the preceding deemed disposal (e.g. due to a subsequent loss on an actual disposal), the Company will refund the Shareholder the excess. Where however immediately before the subsequent

chargeable event, the value of chargeable shares in the Company (or in the Fund within an umbrella scheme) does not exceed 15% of the value of the total Shares, the Company (or Fund) may elect to have any excess tax arising repaid directly by the Irish Revenue Commissioners to the Shareholder. The Company is deemed to have made this election once it notifies the Shareholder in writing that any repayment due will be made directly by the Irish Revenue Commissioners on receipt of a claim by the Shareholder.

#### *Other*

To avoid multiple deemed disposal events for multiple Shares an irrevocable election under Section 739D(5B) can be made by the Company to value the Shares held at the 30<sup>th</sup> June or 31<sup>st</sup> December of each year prior to the deemed disposal occurring. While the legislation is ambiguous, it is generally understood that the intention is to permit a Fund to group shares in six month batches and thereby make it easier to calculate the exit tax by avoiding having to carry out valuations at various dates during the year resulting in a large administrative burden.

The Irish Revenue Commissioners have provided updated investment undertaking guidance notes which deal with the practical aspects of how the above calculations/objectives will be accomplished.

Shareholders (depending on their own personal tax position) who are Irish Resident or Ordinarily Resident in Ireland may still be required to pay tax or further tax on a distribution or gain arising on an encashment, redemption, cancellation, transfer or deemed disposal of their Shares. Alternatively they may be entitled to a refund of all or part of any tax deducted by the Company on a chargeable event.

#### *Equivalent Measures*

The Finance Act 2010 ("Act") introduced measures commonly referred to as equivalent measures to amend the rules with regard to Relevant Declarations. The position prior to the Act was that no tax would arise on an investment undertaking with regard to chargeable events in respect of a shareholder who was neither Irish Resident nor Ordinarily Resident in Ireland at the time of the chargeable event, provided that a Relevant Declaration was in place and the investment undertaking was not in possession of any information which would reasonably suggest that the information contained therein was no longer materially correct. In the absence of a Relevant Declaration there was a presumption that the investor was Irish Resident or Ordinarily Resident in Ireland. The Act however contained provisions that permit the above exemption in respect of shareholders who are not Irish Resident nor Ordinarily Resident in Ireland to apply where the investment undertaking is not actively marketed to such investors and appropriate equivalent measures are put in place by the investment undertaking to ensure that such shareholders are not Irish Resident nor Ordinarily Resident in Ireland and the investment undertaking has received approval from the Irish Revenue Commissioners in this regard.

#### *Personal Portfolio Investment Undertaking ("PPIU")*

The Finance Act 2007 introduced provisions regarding the taxation of Irish Resident individuals or Ordinarily Resident in Ireland individuals who hold shares in investment undertakings. These provisions introduced the concept of a personal portfolio investment undertaking ("PPIU"). Essentially, an investment undertaking will be considered a PPIU in relation to a specific investor where that investor can influence the selection of some or all of the property held by the investment undertaking either directly or through persons acting on behalf of or connected to the investor. Depending on individuals' circumstances, an investment undertaking may be considered a PPIU in relation to some, none or all individual investors i.e. it will only be a PPIU in respect of those individuals' who can "influence" selection. Any gain arising on a chargeable event in relation to an investment undertaking which is a PPIU in respect of an individual on or after 20<sup>th</sup> February 2007, will be taxed at the rate of 60%. Specific exemptions apply where the property invested in has been widely marketed and made available to the public or for non-property investments entered into by the investment undertaking. Further restrictions may be required in the case of investments in land or unquoted shares deriving their value from land.

#### **Reporting**

Pursuant to Section 891C of the Taxes Act and the Return of Values (Investment Undertakings) Regulations 2013, the Company is obliged to report certain details in relation to Shares held by investors to the Irish Revenue Commissioners on an annual basis. The details to be reported include the name,

address and date of birth if on record of, and the value of the Shares held by, a Shareholder. In respect of Shares acquired on or after 1 January 2014, the details to be reported also include the tax reference number of the Shareholder (being an Irish tax reference number or VAT registration number, or in the case of an individual, the individual's PPS number) or, in the absence of a tax reference number, a marker indicating that this was not provided. No details are to be reported in respect of Shareholders who are;

- Exempt Irish Investors (as defined above);
- Shareholders who are neither Irish Resident nor Ordinarily Resident in Ireland (provided the relevant declaration has been made); or
- Shareholders whose Shares are held in a Recognised Clearing System.

### **Capital Acquisitions Tax**

The disposal of Shares may be subject to Irish gift or inheritance tax (Capital Acquisitions Tax). However, provided that the Company falls within the definition of investment undertaking (within the meaning of Section 739B (1) of the Taxes Act), the disposal of Shares by a Shareholder is not liable to Capital Acquisitions Tax provided that (a) at the date of the gift or inheritance, the donee or successor is neither domiciled nor Ordinarily Resident in Ireland; (b) at the date of the disposition, the Shareholder disposing ("disponer") of the Shares is neither domiciled nor Ordinarily Resident in Ireland; and (c) the Shares are comprised in the gift or inheritance at the date of such gift or inheritance and at the valuation date.

With regard to Irish tax residency for Capital Acquisitions Tax purposes, special rules apply for non-Irish domiciled persons. A non-Irish domiciled donee or disponer will not be deemed to be resident or ordinarily resident in Ireland at the relevant date unless;

- i) that person has been resident in Ireland for the 5 consecutive years of assessment immediately preceding the year of assessment in which that date falls; and
- ii) that person is either resident or ordinarily resident in Ireland on that date.

### **Compliance with US reporting and withholding requirements**

The foreign account tax compliance provisions ("FATCA") of the Hiring Incentives to Restore Employment Act 2010 represent an expansive information reporting regime enacted by the United States ("US") aimed at ensuring that Specified US Persons with financial assets outside the US are paying the correct amount of US tax. FATCA will generally impose a withholding tax of up to 30% with respect to certain US source income (including dividends and interest) and gross proceeds from the sale or other disposal of property that can produce US source interest or dividends paid to a foreign financial institution ("FFI") unless the FFI enters directly into a contract ("FFI agreement") with the US Internal Revenue Service ("IRS") or alternatively the FFI is located in a Irish IGA country (please see below). An FFI agreement will impose obligations on the FFI including disclosure of certain information about US investors directly to the IRS and the imposition of withholding tax in the case of non-compliant investors. For these purposes the Company would fall within the definition of a FFI for the purpose of FATCA.

In recognition of both the fact that the stated policy objective of FATCA is to achieve reporting (as opposed to being solely the collecting of withholding tax) and the difficulties which may arise in certain jurisdictions with respect to compliance with FATCA by FFIs, the US developed an intergovernmental approach to the implementation of FATCA. In this regard the Irish and US Governments signed an intergovernmental agreement ("Irish IGA") on the 21<sup>st</sup> December 2012 and provisions were included in Finance Act 2013 for the implementation of the Irish IGA and also to permit regulations to be made by the Irish Revenue Commissioners with regard to registration and reporting requirements arising from the Irish IGA. In this regard, the Irish Revenue Commissioners (in conjunction with the Department of Finance) have issued Regulations – S.I. No. 292 of 2014 which is effective from 1 July 2014. Supporting Guidance Notes have been issued by the Irish Revenue Commissioners and are updated on an ad-hoc basis.

The Irish IGA is intended to reduce the burden for Irish FFIs of complying with FATCA by simplifying the compliance process and minimising the risk of withholding tax. Under the Irish IGA, information about relevant US investors will be provided on an annual basis by each Irish FFI (unless the FFI is

exempted from the FATCA requirements) directly to the Irish Revenue Commissioners. The Irish Revenue Commissioners will then provide such information to the IRS (by the 30<sup>th</sup> September of the following year) without the need for the FFI to enter into a FFI agreement with the IRS. Nevertheless, the FFI will generally be required to register with the IRS to obtain a Global Intermediary Identification Number commonly referred to as a GIIN.

Under the Irish IGA, FFIs should generally not be required to apply 30% withholding tax. To the extent the Company does suffer US withholding tax on its investments as a result of FATCA, the Directors may take any action in relation to an investor's investment in the Company ensure that such withholding is economically borne by the relevant investor whose failure to provide the necessary information or to become a participating FFI gave rise to the withholding.

Prospective investors and Shareholders should consult their own tax advisor regarding the requirements under FATCA with respect to their own situation.

### **Common Reporting Standard**

On 14 July 2014, the OECD issued the Standard for Automatic Exchange of Financial Account Information ("the Standard") which therein contains the Common Reporting Standard ("CRS"). This has been applied in Ireland by means of the relevant international legal framework and Irish tax legislation. Additionally, on 9 December 2014, the European Union adopted EU Council Directive 2014/107/EU, amending Directive 2011/16/EU as regards mandatory automatic exchange of information in the field of taxation ("DAC2") which, in turn, has been applied in Ireland by means of the relevant Irish tax legislation.

The main objective of the CRS and DAC2 is to provide for the annual automatic exchange of certain financial account information between relevant tax authorities of participating jurisdictions or EU Member States.

The CRS and DAC2 draw extensively on the intergovernmental approach used for the purposes of implementing FATCA and, as such, there are significant similarities between the reporting mechanisms. However, whereas FATCA essentially only requires reporting of specific information in relation to Specified US Persons to the IRS, the CRS and DAC2 have significantly wider ambit due to the multiple jurisdictions participating in the regimes.

Broadly speaking, the CRS and DAC2 will require Irish Financial Institutions to identify Account Holders (and, in particular situations, Controlling Persons of such Account Holders) resident in other participating jurisdictions or EU Member States and to report specific information in relation to these Account Holders (and, in particular situations, specific information in relation to identified Controlling Persons) to the Irish Revenue Commissioners on an annual basis (which, in turn, will provide this information to the relevant tax authorities where the Account Holder is resident). In this regard, please note that the Company will be considered an Irish Financial Institution for the purposes of the CRS and DAC2.

For further information on the CRS and DAC2 requirements of the Company, please refer to the below "CRS/DAC2 Data Protection Information Notice".

Prospective investors and Shareholders should consult their own tax advisor regarding the requirements under CRS and DAC2 with respect to their own situation.

#### *CRS/DAC2 Data Protection Information Notice*

The Company hereby confirms that it intends to take such steps as may be required to satisfy any obligations imposed by (i) the Standard and, specifically, the CRS therein, as applied in Ireland by means of the relevant international legal framework and Irish tax legislation and (ii) DAC2, as applied in Ireland by means of the relevant Irish tax legislation, so as to ensure compliance or deemed compliance (as the case may be) with the CRS and the DAC2 from 1 January 2016.

In this regard, the Company is obliged under Section 891F and Section 891G of the Taxes Act and regulations made pursuant to those sections to collect certain information about each Shareholder's tax

arrangements (and also collect information in relation to relevant Controlling Persons of specific Shareholders).

In certain circumstances the Company may be legally obliged to share this information and other financial information with respect to a Shareholder's interests in the Company with the Irish Revenue Commissioners (and, in particular situations, also share information in relation to relevant Controlling Persons of specific Shareholders). In turn, and to the extent the account has been identified as a Reportable Account, the Irish Revenue Commissioners will exchange this information with the country of residence of the Reportable Person(s) in respect of that Reportable Account.

In particular, information that may be reported in respect of a Shareholder (and relevant Controlling Persons, if applicable) includes name, address, date of birth, place of birth, account number, account balance or value at year end (or, if the account was closed during such year, the balance or value at the date of closure of the account), any payments (including redemption and dividend/interest payments) made with respect to the account during the calendar year, tax residency(ies) and tax identification number(s).

Shareholders (and Relevant Controlling Persons) can obtain more information on the Company's tax reporting obligations on the website of the Irish Revenue Commissioners (which is available at <http://www.revenue.ie/en/business/aeoi/index.html>) or the following link in the case of CRS only: <http://www.oecd.org/tax/automatic-exchange/>.

All capitalised terms above, unless otherwise defined in this paragraph, shall have the same meaning as they have in the Standard and EU Council Directive 2014/107/EU (as applicable).

### **UK Reporting Fund Status**

Certification as a "reporting fund" under the Offshore Funds (Tax) Regulations 2009 for the purposes of taxation in the UK will be sought in relation to all GBP denominated Share Classes in all Funds of the Company and also for certain Share Classes in other denominations. The affairs of the Funds will be conducted so as to maintain this status.

In order to obtain certification as a reporting fund, the "reportable income" of the relevant Share Class for each period of account must be reported to its investors and to HM Revenue & Customs ("HMRC"). Investors will be liable to tax on their proportionate share of the "reportable income" of the Fund, whether or not that income is in fact distributed to them. The reporting fund regime took effect from 1 December 2009 subject to transitional arrangements for offshore funds existing at that time.

The effect of certification as a reporting fund would be that any gains arising to Shareholders resident or ordinarily resident in the UK on a sale, redemption or other disposal of the relevant Shares should be taxed as capital gains and not as income.

There can be no guarantee or assurance that the law and regulations governing reporting fund status, or the interpretation of them, will remain the same. Investors are advised to seek their own specialist advice in relation to how (if at all) these rules will affect them. There can be no guarantee or assurance that the law and regulations governing reporting fund status, or the interpretation of them, will remain the same. Investors are advised to seek their own specialist advice in relation to how (if at all) these rules will affect them.

## **GENERAL**

### **Conflicts of Interest and Best Execution**

The Manager has adopted a policy designed to ensure that in the appointment of the Administrator, Depositary, Investment Manager or other parties and in all transactions, a reasonable effort is made to avoid conflicts of interest, and when they cannot be avoided, such conflicts are managed so that the Funds and their Shareholders are fairly treated. The Directors, the Manager, the Investment Manager, the Depositary, the Administrator, any Investment Adviser (and any affiliate through whom it executes transactions on behalf of the Company) and the Administrator may from time to time act as investment manager, depositary, registrar, administrator, investment adviser, distributor or dealer in relation to, or be otherwise involved in, other funds established by parties other than the Company which have similar investment objectives to those of the Company. Subject to applicable law under the terms of this

Prospectus any service provider may acquire, hold, dispose or otherwise deal in Shares. It is, therefore, possible that any of them may, in the course of business, have potential conflicts of interests with the Company. Each will, at all times, have regard in such event to its obligations to the Company and will ensure that such conflicts are resolved fairly. In addition, any of the foregoing may deal, as principal or agent, with the Company in respect of the assets of the Company, provided that such dealings are carried out as if effected on normal commercial terms negotiated on an arm's length basis. Transactions must be consistent with the best interests of Shareholders.

The Manager has adopted a policy designed to ensure that its service providers act in the Funds' best interests when executing decisions to deal and placing orders to deal on behalf of those Funds in the context of managing the Funds' portfolios. For these purposes, all reasonable steps must be taken to obtain the best possible result for the Funds, taking into account price, costs, speed, likelihood of execution and settlement, order size and nature, research services provided by the broker to the Investment Manager or the Investment Adviser, or any other consideration relevant to the execution of the order. Information about the Company's execution policy and any material change to the policy is available to Shareholders at no charge upon request.

Dealings will be deemed to have been effected on normal commercial terms negotiated at arm's length if (a) the value of the transaction is certified by a person who has been approved by the Depositary as being independent and competent (or a person who has been approved by the Manager as being independent and competent in the case of transactions involving the Depositary); or (b) the relevant transaction is executed on best terms on an organised investment exchange in accordance with the rules of such exchange; or (c) where the conditions set out in (a) and (b) above are not practical, the Depositary is satisfied that the transaction is conducted at arm's length and is in the best interests of Shareholders (or in the case of a transaction involving the Depositary, the Manager is satisfied that the transaction is conducted at arm's length and is in the best interests of Shareholders).

The Depositary (or the Manager in the case of transactions involving the Depositary) must document how it has complied with the provisions of paragraph (a), (b) or (c) above. Where transactions are conducted in accordance with (c) above, the Depositary (or the Manager in the case of transactions involving the Depositary) must document their rationale for being satisfied that the transaction conformed to the principles outlined above.

It is proposed that soft commissions may be paid to brokers in respect of a Fund. The brokers or counterparties to the soft commission arrangements have agreed to provide best execution to the Company. The benefits provided under the arrangements will assist in the provision of investment services to the Fund. Details of the soft commission arrangements will be disclosed in the annual and half-yearly reports of the Company.

## **Share Capital**

The share capital of the Company shall at all times equal the Net Asset Value. The initial capital of the Company was EUR 38,082 represented by 30,000 Subscriber Shares of no par value. For the period of five years from the date of incorporation, the Directors are empowered to issue up to five hundred billion Shares of no par value in the Company at the Net Asset Value per Share on such terms as they may think fit.

The proceeds from the issue of Shares shall be applied in the books of the Company to the relevant Fund and shall be used in the acquisition, on behalf of the relevant Fund, of assets in which the Fund may invest. The records and accounts of each Fund shall be maintained separately. The Directors reserve the right to redesignate any Class of Shares from time to time, provided that Shareholders in that Class shall first have been notified by the Company that the Shares will be redesignated and shall have been given the opportunity to have their Shares repurchased by the Company, except that this requirement shall not apply where the Directors redesignate Shares in issue in order to facilitate the creation of an additional Class of Shares.

Each of the Shares entitles the Shareholder to participate equally on a pro rata basis in the dividends and net assets of the Company, save in the case of dividends declared prior to becoming a Shareholder. The Subscriber Shares' entitlement shall be limited to the amount subscribed and any accrued income thereon.

Each of the Shares entitles the holder to attend and vote at meetings of the Company. No Class of Shares confers on the holder thereof any preferential or pre-emptive rights or any rights to participate in the profits and dividends of any other Class of Shares or any voting rights in relation to matters relating solely to any other Class of Shares.

Any resolution to alter the class rights of the Shares requires the approval of three quarters of the holders of the Shares represented or present and voting at a general meeting duly convened in accordance with the Articles of Association.

The Articles of Association of the Company empower the Directors to issue fractional Shares in the Company. Fractional Shares may be issued to the nearest one thousandth of a Share and shall not carry any voting rights at general meetings of the Company and the Net Asset Value of any fractional Share shall be the Net Asset Value per Share adjusted in proportion to the fraction.

All but one of the Subscriber Shares have been repurchased by the Company. The Subscriber Shares entitle the Shareholders holding them to attend and vote at all meetings of the Company.

The Company is an umbrella fund with segregated liability between Funds and each Fund may comprise one or more Classes of Shares in the Company. The Directors may, from time to time, upon the prior approval of the Central Bank, establish further funds by the issue of one or more separate Classes of Shares on such terms as the Directors may resolve. The Directors may, from time to time, in accordance with the requirements of the Central Bank, establish one or more separate Classes of Shares within each Fund on such terms as the Directors may resolve.

The assets and liabilities of each Fund will be allocated in the following manner:

- (a) the proceeds from the issue of Shares representing a Fund shall be applied in the books of the Company to the Fund and the assets and liabilities and income and expenditure attributable thereto shall be applied to such Fund subject to the provisions of the Memorandum and Articles of Association;
- (b) where any asset is derived from another asset, such derivative asset shall be applied in the books of the Company to the same Fund as the assets from which it was derived and in each valuation of an asset, the increase or diminution in value shall be applied to the relevant Fund;
- (c) where the Company incurs a liability which relates to any asset of a particular Fund or to any action taken in connection with an asset of a particular Fund, such a liability shall be allocated to the relevant Fund, as the case may be; and
- (d) where an asset or a liability of the Company cannot be considered as being attributable to a particular Fund, such asset or liability, subject to the approval of the Depositary, shall be allocated to all the Funds pro rata to the Net Asset Value of each Fund.

Any liability incurred on behalf of or attributable to any Fund shall be discharged solely out of the assets of that Fund, and neither the Company nor any Director, receiver, examiner, liquidator, provisional liquidator or other person shall apply, nor be obliged to apply, the assets of any such Fund in satisfaction of any liability incurred on behalf of, or attributable to, any other Fund.

There shall be implied in every contract, agreement, arrangement or transaction entered into by the Company the following terms, that:

- (i) the party or parties contracting with the Company shall not seek, whether in any proceedings or by any other means whatsoever or wheresoever, to have recourse to any assets of any Fund in the discharge of all or any part of a liability which was not incurred on behalf of that Fund;
- (ii) if any party contracting with the Company shall succeed by any means whatsoever or wheresoever in having recourse to any assets of any Fund in the discharge of all or any part of a liability which was not incurred on behalf of that Fund, that party shall be

liable to the Company to pay a sum equal to the value of the benefit thereby obtained by it; and

- (iii) if any party contracting with the Company shall succeed in seizing or attaching by any means, or otherwise levying execution against, the assets of a Fund in respect of a liability which was not incurred on behalf of that Fund, that party shall hold those assets or the direct or indirect proceeds of the sale of such assets on trust for the Company and shall keep those assets or proceeds separate and identifiable as such trust property.

All sums recoverable by the Company shall be credited against any concurrent liability pursuant to the implied terms set out in (i) to (iii) above.

Any asset or sum recovered by the Company shall, after the deduction or payment of any costs of recovery, be applied so as to compensate the Fund.

In the event that assets attributable to a Fund are taken in execution of a liability not attributable to that Fund, and in so far as such assets or compensation in respect thereof cannot otherwise be restored to the Fund affected, the Directors, with the consent of the Depositary, shall certify or cause to be certified, the value of the assets lost to the Fund affected and transfer or pay from the assets of the Fund or Funds to which the liability was attributable, in priority to all other claims against such Fund or Funds, assets or sums sufficient to restore to the Fund affected, the value of the assets or sums lost to it.

A Fund is not a legal person separate from the Company but the Company may sue and be sued in respect of a particular Fund and may exercise the same rights of set-off, if any, as between its Funds as apply at law in respect of companies and the property of a Fund is subject to orders of the court as it would have been if the Fund were a separate legal person.

Separate records shall be maintained in respect of each Fund.

### **Meetings**

All general meetings of the Company shall be held in Ireland. In each year the Company shall hold a general meeting as its annual general meeting. The quorum for any general meeting convened to consider any alteration to the class rights of the Shares shall be such number of Shareholders being two or more persons whose holdings comprise one third of the Shares. The quorum for meetings other than a meeting to consider changes in class rights shall be two persons present in person or by proxy. Twenty-one days' notice (excluding the day of posting and the day of the meeting) shall be given in respect of each general meeting of the Company. The notice shall specify the venue and time of the meeting and the business to be transacted at the meeting. A proxy may attend on behalf of any Shareholder. An ordinary resolution is a resolution passed by a simple majority of votes cast and a special resolution is a resolution passed by a majority of 75 per cent. or more of the votes cast. The Articles of Association provide that matters may be determined by a meeting of Shareholders on a show of hands unless a poll is requested by five Shareholders or by Shareholders holding 10 per cent. or more of the Shares or unless the Chairman of the meeting requests a poll. On a show of hands a Shareholder is entitled to one vote. Each Share (including the Subscriber Shares) gives the holder one vote in relation to any matters relating to the Company which are submitted to Shareholders for a vote by poll.

### **Reports**

In each year the Directors shall cause to be prepared an annual report and audited annual accounts for the Company within four months of the end of the year. In addition, the Company shall cause to be prepared within two months of the end of the relevant period a half-yearly report which shall include unaudited half-yearly accounts for the Company.

Annual accounts shall be made up to 31 December in each year. The unaudited half-yearly accounts of the Company shall be made up to 30 June in each year.

Audited annual reports incorporating financial statements shall be published within four months of the end of the year. Both the audited annual report and the unaudited half-yearly reports shall be made



available for inspection electronically on [www.jupiteram.com](http://www.jupiteram.com), a public website, and in hard copy at the registered office of the Administrator and the Company and shall be supplied to Shareholders free of charge on request.

### **Portfolio Holdings Disclosure Policy**

The Company has adopted a policy generally permitting the disclosure of portfolio holdings information to Shareholders 60 Business Days after the end of each calendar quarter. A list of each Fund's portfolio holdings as at the quarter end shall be made available to Shareholders upon request from the Administrator after 60 Business Days. The portfolio holdings information will be made available to Shareholders free of charge from the Administrator and will remain available until the information for the following quarter becomes available.

The Company may also provide portfolio holdings information to other entities that have a legitimate business interest in receiving such information on a confidential basis within 60 Business Days of a calendar quarter-end.

### **Mandatory Repurchase of Shares and Forfeiture of Dividend**

If a repurchase causes a Shareholder's holding in the Company to fall below the Minimum Holding the Company may repurchase the whole of that Shareholder's holding. Before doing so, the Company shall notify the Shareholder in writing and allow the Shareholder 30 days to purchase additional Shares to meet the minimum requirement. The Company reserves the right in the future to vary this mandatory repurchase amount.

Shareholders are required to notify the Company or its delegate immediately in the event that they become Irish Residents or US Persons. Shareholders who become US Persons will be required to dispose of their Shares on the next Dealing Day thereafter to non-US Persons. The Company reserves the right to repurchase any Shares which are or become owned, directly or indirectly, by a US Person or if the holding of the Shares by any person is unlawful or detrimental to the interests of the Company.

The Company may repurchase Shares where during a period of six years no cheque in respect of any dividend on the Shares has been cashed and require the Company to hold the repurchase monies in a separate interest-bearing account which shall be a permanent debt of the Company.

### **Termination**

All of the Shares of a Share Class, Fund or of the Company may be repurchased by the Company in the following circumstances:

- (i) if 75 per cent. of the holders of the Shares by value voting at a general meeting of the Company of which not more than six and not less than four weeks' notice has been given, approve the repurchase of the Shares;
- (ii) if so determined by the Directors, provided that no less than one month's written notice has been given to all the Shareholders of the Company, fund or class, as appropriate, the Company may repurchase all of the shares of the Company, or the fund or class, as applicable; or
- (iii) on 31 December, 2005, or on any fifth anniversary thereof, provided that notice of not less than four and not more than six weeks has been given to the holders of the Shares and all of the Shares shall be repurchased by the Company; or
- (iv) if no replacement depositary shall have been appointed during the period of three months commencing on the date the Depositary or any replacement thereof shall have notified the Company of its desire to retire as depositary or shall have ceased to be approved by the Central Bank; or
- (v) if the Shareholders do not authorise the Directors to issue further Shares in the Company at any general meeting at which a resolution approving such authorisation is proposed.

Where a repurchase of Shares would result in the number of Shareholders falling below seven or such other minimum number stipulated by statute or where a repurchase of Shares would result in the issued

share capital of the Company falling below such minimum amount as the Company may be obliged to maintain pursuant to applicable law, the Company may defer the repurchase of the minimum number of Shares sufficient to ensure compliance with applicable law. The repurchase of such Shares will be deferred until the Company is wound up or until the Company procures the issue of sufficient Shares to ensure that the repurchase can be effected. The Company shall be entitled to select the Shares for deferred repurchase in such manner as it may deem to be fair and reasonable and as may be approved by the Depositary.

On a winding up of the Company, the assets available for distribution (after satisfaction of creditors' claims) shall be applied in the following priority:-

- (i) firstly, in the payment to the Shareholders of each Class of each Fund of a sum in the Base Currency in which that Class is denominated or in any other currency selected by the liquidator as nearly as possible equal (at a rate of exchange reasonably determined by the liquidator) to the Net Asset Value of the Shares of such Class held by such holders respectively as at the date of commencement of the winding up provided that there are sufficient assets available in the relevant Fund to enable such payment to be made. In the event that, as regards any Class of Shares, there are insufficient assets available in the relevant Fund to enable such payment to be made, recourse shall be had to the assets of the Company not comprised within any of the Funds;
- (ii) secondly, in the payment to the holders of the Subscriber Shares of sums up to the amount paid thereon (plus any interest accrued) out of the assets of the Company not comprised within any Funds remaining after any recourse thereto under paragraph (i) above. In the event that there are insufficient assets as aforesaid to enable such payment in full to be made, no recourse shall be had to the assets comprised within any of the Funds;
- (iii) thirdly, in the payment to the Shareholders of any balance then remaining in the relevant Fund, such payment being made in proportion to the number of Shares held; and
- (iv) fourthly, in the payment to the Shareholders of any balance then remaining and not comprised within any of the Funds, such payment being made in proportion to the value of each Fund and within each Fund to the value of each Class and in proportion to the Net Asset Value per Share.

### **Voting Policy**

The Manager is required to develop an adequate and effective strategy for determining when and how voting rights attached to instruments held in the Funds are to be exercised, to the exclusive benefit of the Company. The exercise of voting rights must be in accordance with the relevant investment objective and policy of the relevant Fund. Procedures should be in place to prevent and/or manage any conflicts of interest arising from the exercise of voting rights.

The policy sets out measures and procedures for:

- (i) monitoring relevant corporate events;
- (ii) ensuring that the exercise of voting rights is in accordance with the investment objectives and policy of the Fund; and
- (iii) preventing or managing any conflicts of interest from the exercise of voting rights.

The Manager will be responsible for the implementation of this policy. The Directors will receive confirmation on an annual basis that the policy is operating as described.

The Manager's policy aims to ensure that the interests of the shareholders of the Company are protected and promoted. Other major decisions will be considered on their individual merits, including whether to vote against or abstain from voting, on a case by case basis.

The Manager may further delegate the exercise of voting rights in relation to underlying investments to the Investment Manager (who in turn may delegate to the relevant Fund's Investment Adviser which itself shall have an appropriate voting policy). Further details of the Manager's voting policy (or where

applicable the Investment Manager's voting policy or an Investment Adviser's voting policy) for a Fund along with records of voting are available on request from the Manager.

### **Complaints**

Information regarding the Manager's complaint procedures is available to Shareholders free of charge upon request. Shareholders may file any complaints about the Company or a Fund free of charge at the registered office of the Manager.

### **Liquidity Risk Management**

Liquidity risk management is embedded into investment decision making processes, with oversight and monitoring provided by an independent risk and compliance function in line with applicable regulations. This independent function monitors liquidity risk across the Funds on a daily basis, with formal liquidity risk stress testing performed on a quarterly basis in accordance with the Manager's liquidity management policy and associated procedures. The results of the quarterly liquidity stress tests are incorporated into the ongoing oversight of the fund management teams.

A contingency escalation process has been established which addresses how significant redemptions or structurally stressed market conditions impacting the funds are resolved in the best interest of all Shareholders. Please refer to sections titled "Temporary Suspension of Valuation of the Shares and of Sales and Repurchases" and "Repurchase Procedures" for more information on the liquidity tools used as part of the contingency escalation process. Please also refer to the section "Risk Factors". The liquidity risk management process described is not guaranteed to manage liquidity risk associated with the Funds.

### **Miscellaneous**

The Directors confirm and report that the Company was incorporated on 2 September, 1997.

The Company is not engaged in any legal or arbitration proceedings since its incorporation and no legal or arbitration proceedings are known to the Directors to be pending or threatened by or against the Company.

There are no service contracts in existence between the Company and any of its Directors, nor are any such contracts proposed.

Save as disclosed herein, none of the Directors nor any connected person is interested in any contract or arrangement subsisting at the date hereof which is significant in relation to the business of the Company.

At the date of this Prospectus, neither the Directors nor their spouses nor their infant children have any direct or indirect interest in the share capital of the Company or any options in respect of such capital.

No share or loan capital of the Company is under option or is agreed conditionally or unconditionally to be put under option.

Save as disclosed herein at the section entitled "Fees and Expenses", no commissions, discounts, brokerage or other special terms have been granted by the Company in relation to Shares issued by the Company.

### **Material Contracts**

The following contracts, details of which are set out in the section entitled "Management and Administration", have been entered into and are, or may be, material:-

- The Management and Distribution Agreement dated 31 October 2019 between the Company, the Manager/Distributor and the Investment Manager pursuant to which the Manager/Distributor acts as manager and lead distributor of the Company and the Investment Manager acts as investment manager and sub-distributor of the Company.

- The amended and restated Depositary Agreement dated 31 October 2019 between the Company and the Depositary pursuant to which the Depositary was appointed as Depositary of the Company's assets subject to the overall supervision of the Company. The Depositary Agreement may be terminated by either party on 90 days written notice or forthwith by notice in writing in certain circumstances such as the unremedied material breach after service of written notice provided that the Depositary shall continue to act as Depositary until a successor Depositary approved by the Central Bank is appointed by the Company or the Company's authorisation by the Central Bank is revoked. The Depositary has the power to delegate its duties but its liability will not be affected by the fact that it has entrusted to a third party some or all of the assets in its safekeeping.

The Depositary Agreement provides that the Depositary (which expression shall also include its directors, employees, servants, agents and any sub-depositary or securities system) shall be indemnified by the Company and held harmless from and against all or any losses, liabilities, demands, damages, costs, claims or expenses whatsoever and howsoever arising (including without limitation, reasonable legal fees on a full indemnity basis and other costs, charges and expenses incurred in enforcing or attempting to enforce this indemnity) which the Depositary may suffer or incur in acting as Depositary (including, without limitation, acting on proper instructions) other than by reason of (i) loss of financial instruments held in custody (unless the loss has arisen as a result of an external event beyond the control of the Depositary) and/or (ii) the Depositary's negligent or intentional failure to properly fulfil its obligations under the Central Bank UCITS Regulations.

- The Administration Agreement dated 31 October, 2019, between the Manager, the Company and the Administrator pursuant to which the latter acts as administrator, registrar and transfer agent of the Company.

The following documents may be provided in a durable medium (which shall include in writing and/or by electronic mail) or in an electronic format on [www.jupiteram.com](http://www.jupiteram.com) or such other website as the Manager may notify to Shareholders in advance from time to time). A copy of such documents shall be provided to Shareholders on request, free of charge:

- this Prospectus
- once published, the latest annual and half yearly reports of the Company
- key investor information document

In addition, copies of the following documents may be obtained free of charge from the registered office of the Company in Ireland during normal business hours, on any Business Day:

- the Memorandum and Articles of Association
- once published, the latest annual and half yearly reports of the Company

An up-to-date version of the key investor information document shall be made available for access in an electronic format on [www.jupiteram.com](http://www.jupiteram.com). In the event that the Company proposes to register one or more Funds for public offering in other EU Member States, it shall make the following additional documentation available on such website:

- this Prospectus
- once published, the latest annual and half yearly reports of the Company
- the Memorandum and Articles of Association

## SCHEDULE I

### The Regulated Markets

With the exception of permitted investments in unlisted securities, investments will be restricted to the following stock exchanges and markets. For the purposes of this Schedule I, reference to “unlisted securities” may include securities that are listed on a market or exchange where such exchange is not set out in the below list in accordance with Regulation 68(1)(c) and 68(2)(a) of the Regulations. The Regulated Markets shall comprise:-

- (i) any stock exchange in the EU and also any investments listed, quoted or dealt in on any stock exchange in the UK, Australia, Canada, Japan, New Zealand, Norway or Switzerland which is a stock exchange within the meaning of the law of the country concerned relating to stock exchanges;
- (ii) any exchange registered with the SEC as a National Stock Exchange, NASDAQ, the over-the-counter market in the US regulated by the Financial Industry Regulatory Authority, Inc.; the market known as the “Grey Book Market”, that is the market conducted by those persons for the time being included in the list maintained by the FCA for the purposes of section 43 of the Financial Services Act, 1986 under the conditions imposed by the FCA under that section conducted by listed money market institutions as described in the Bank of England publication entitled “The Regulation of the Wholesale Cash and OTC Derivatives Markets in Sterling, Foreign Exchange and Bullion” dated April, 1988 (as amended or revised from time to time); the over-the-counter market in Tokyo regulated by the Securities Dealers Association of Japan; the market organised by the ICMA; the market in US government securities conducted by primary dealers regulated by the Federal Reserve Bank in New York; the French market for “Titres de Créances Négociables” (over-the-counter market in negotiable debt instruments) and the over-the-counter market in Canadian Government Bonds, regulated by the Investment Dealers Association of Canada;
- (iii) all of the following stock exchanges and markets: the Hong Kong Stock Exchange, the Bombay Stock Exchange, the Bursa Malaysia, the Singapore Exchange, the Taiwan Stock Exchange, the Taipei Exchange, the Stock Exchange of Thailand, the Korea Exchange, the Shanghai Stock Exchange, the Philippines Stock Exchange, the Johannesburg Stock Exchange, the Shenzhen Stock Exchange (SZSE), the Cairo and Alexandria Stock Exchange, the National Stock Exchange of India, the Dhaka Stock Exchange (DSE), the Indonesia Stock Exchange, the Amman Financial Market, the Nairobi Stock Exchange, the Bolsa Mexicana de Valores, the Casablanca Stock Exchange, the Namibia Stock Exchange, the Nigeria Stock Exchange, the Pakistan Stock Exchange, the Russian Exchange\*, the Colombo Stock Exchange, the Zimbabwe Stock Exchange, the Buenos Aires Stock Exchange (MVBA), the Bogota Stock Exchange, the Medellin Stock Exchange, the Lima Stock Exchange, the Caracas Stock Exchange, the Valencia Stock Exchange, the Santiago Stock Exchange, the Bolsa Electronica de Chile, the Sao Paulo Stock Exchange, the Rio de Janeiro Stock Exchange, the Stock Exchange of Mauritius Ltd., the Istanbul Stock Exchange, the Botswana Stock Exchange, the Beirut Stock Exchange, the Lahore Stock Exchange, the Ho Chi Minh Stock Exchange, the Ghana Stock Exchange, the Tunis Stock Exchange, the Ukrainian Stock Exchange, the Hanoi Stock Exchange, the Chittagong Stock Exchange, the Dhaka Stock Exchange, the Tel Aviv Stock Exchange, the Uganda Securities Exchange, the Abu Dhabi Securities Exchange, the Qatar Stock Exchange, the Dubai Financial Market, the NASDAQ Dubai Limited, the Saudi Stock Exchange (Tadawul), the Belgrade Stock Exchange, the Bolsa de Valores de Panamá, the Lusaka Stock Exchange, the Kazakhstan Stock Exchange JSC and the Bolsa de Valores de Costa Rica.

\*Comprising the Russian Trading System Stock Exchange and the Moscow Interbank Currency Exchange (MICEX).

- (iv) for investments in financial derivative instruments:-

the market organised by the ICMA; the over-the-counter market in the US conducted by primary and secondary dealers regulated by the SEC and by the Financial Industry Regulatory Authority, Inc. and by banking institutions regulated by the US Comptroller of the Currency, the

Federal Reserve System or Federal Deposit Insurance Corporation; the market conducted by listed money market institutions as described in the FCA publication entitled “The Regulation of the Wholesale Cash and OTC Derivatives Markets”: “The Grey Paper” (as amended or revised from time to time); the over-the-counter market in Japan regulated by the Securities Dealers Association of Japan; AIM - the Alternative Investment Market in the UK, regulated by the London Stock Exchange; the French Market for Titres de Créances Négociables (over-the-counter market in negotiable debt instruments); the over-the-counter market in Canadian Government Bonds regulated by the Investment Dealers Association of Canada; and

American Stock Exchange, Australian Securities Exchange, Bolsa Mexicana de Valores, Bombay Stock Exchange, Bursa Malaysia Derivatives, Chicago Board of Trade, Chicago Board Options Exchange, Chicago Mercantile Exchange, Copenhagen Stock Exchange (including FUTOP), Eurex Deutschland, Euronext Amsterdam, OMX Exchange Helsinki, Hong Kong Futures Exchange, Kansas City Board of Trade, Korea Exchange, Financial Futures and Options Exchange, Euronext Paris, MEFF Rent Fiji, MEFF Renta Variable, Montreal Stock Exchange, National Stock Exchange of India New York Futures Exchange, New York Mercantile Exchange, New York Stock Exchange, New Zealand Futures and Options Exchange, OMLX: The London Securities and Derivatives Exchange, OM Stockholm AB, Osaka Exchange, Pacific Stock Exchange, Philadelphia Board of Trade, Philadelphia Stock Exchange, Singapore Exchange, South Africa Futures Exchange (SAFEX), The National Association of Securities Dealers Automated Quotations System (NASDAQ), Thailand Futures Exchange, Tokyo Stock Exchange, TSX Group Exchange.

These markets and exchanges are listed in accordance with the requirements of the Central Bank, which does not issue a list of approved markets and exchanges.

## SCHEDULE II

### Investment Techniques and Instruments

#### **Permitted Financial Derivative Instruments ("FDI")**

1. A Fund may invest in FDI provided that:
  - (i) the relevant reference items or indices consist of one or more of the following: instruments referred to in Regulation 68(1) including financial instruments having one or several characteristics of those assets: financial indices, interest rates, foreign exchange rates or currencies;
  - (ii) the FDI do not expose the Fund to risks which it could not otherwise assume (e.g. gain exposure to an instrument/issuer/currency to which the Fund cannot have a direct exposure);
  - (iii) the FDI do not cause the Fund to diverge from its investment objectives; and
  - (iv) the reference in 1(i) above to financial indices shall be understood as a reference to indices which fulfil the following criteria and the provisions of the Regulations:
    - (a) they are sufficiently diversified, in that the following criteria are fulfilled:
      - (i) the index is composed in such a way that price movements or trading activities regarding one component do not unduly influence the performance of the whole index;
      - (ii) where the index is composed of assets referred to in Regulation 68(1), its composition is at least diversified in accordance with Regulation 71;
      - (iii) where the index is composed of assets other than those referred to in Regulation 68(1), it is diversified in a way which is equivalent to that provided for in Regulation 71;
    - (b) they represent an adequate benchmark for the market to which they refer, that the following criteria are fulfilled:
      - (i) the index measures the performance of a representative group of underlyings in a relevant and appropriate way;
      - (ii) the index is revised or rebalanced periodically to ensure that it continues to reflect the markets to which it refers following criteria which are publicly available;
      - (iii) the underlyings are sufficiently liquid, which allows users to replicate the index, if necessary;
    - (c) they are published in an appropriate manner, in that the following criteria are fulfilled:
      - (i) their publication process relies on sound procedures to collect prices and to calculate and to subsequently publish the index value, including pricing procedures for components where a market price is not available;
      - (ii) material information on matters such as index calculation, rebalancing methodologies, index changes or any operational difficulties in providing timely or accurate information is provided on a wide and timely basis.

Where the composition of assets which are used as underlyings by FDI does not fulfil the criteria set out in (a), (b) or (c) above, those FDI shall, where they comply with the criteria set out in Regulation 68(1)(g), be regarded as financial derivatives on a combination of the assets referred to in Regulation 68(1)(g)(i), excluding financial indices.

## 2. Credit Derivatives

Credit Derivatives are permitted where:

- (i) they allow the transfer of the credit risk of an asset as referred to in paragraph 1(i) above, independently from the other risks associated with that asset;
- (ii) they do not result in the delivery or in the transfer, including in the form of cash, of assets other than those referred to in Regulations 68(1) and 68(2);
- (iii) they comply with the criteria for over-the-counter derivatives ("OTC derivatives") set out in paragraph 4 below;
- (iv) their risks are adequately captured by the risk management process of the Fund, and by its internal control mechanisms in the case of risks of asymmetry of information between the Fund and the counterparty to the credit derivative resulting from potential access of the counterparty to non-public information on firms the assets of which are used as underlyings by credit derivatives. The Fund must undertake the risk assessment with the highest care when the counterparty to the FDI is a related party of the Fund or the credit risk issuer.

## 3. FDI must be dealt in on a Regulated Market.

## 4. Notwithstanding paragraph 3, a Fund may invest in FDI dealt in OTC derivatives provided that:

- (i) the counterparty is a credit institution in accordance with the Regulations or an investment firm, authorised in accordance with the Markets in Financial Instruments Directive, in an EEA member state or is an entity subject to regulation as a Consolidated Supervised Entity ("CSE") by the SEC;
- (ii) in the case of a counterparty which is not a credit institution, the counterparty has a minimum credit rating of A-2 or equivalent, or is deemed by the Fund to have an implied rating of A-2. Alternatively, an unrated counterparty will be acceptable where the Fund is indemnified or guaranteed against losses suffered as a result of a failure by the counterparty, by an entity which has and maintains a rating of A-2 or equivalent;
- (iii) risk exposure to the counterparty does not exceed the limits set out in Regulation 70(1)(c). The Fund shall calculate the counterparty exposure using the positive mark-to-market value of the OTC derivative contract with that counterparty. The Fund may net its derivative positions with the same counterparty, provided that the Fund is able to legally enforce netting arrangements with the counterparty. Netting is only permissible with respect to OTC derivative instruments with the same counterparty and not in relation to any other exposures the Fund may have to that counterparty;
- (iv) the Fund is satisfied that: (a) the counterparty will value the OTC derivative with reasonable accuracy and on a reliable basis at least daily; (b) the OTC derivative can be sold, liquidated or closed by an offsetting transaction at fair value, at any time at the Funds' initiative and;
- (v) the Fund must subject its OTC derivatives to reliable and verifiable valuation on a daily basis and ensure that it has appropriate systems, controls and processes in place to achieve this. The valuation arrangements and procedures must be adequate and proportionate to the nature and complexity of the OTC derivative concerned and shall be adequately documented; and



- (vi) reliable and verifiable valuation shall be understood as a reference to a valuation, by the Fund, corresponding to fair value which does not rely only on market quotations by the counterparty and which fulfils the following criteria:
    - (a) the basis for the valuation is either a reliable up-to-date market value of the instrument, or, if such a value is not available, a pricing model using an adequate recognised methodology;
    - (b) verification of the valuation is carried out by one of the following:
      - (i) an appropriate third party which is independent from the counterparty of the OTC -derivative, at an adequate frequency and in such a way that the Fund is able to check it;
      - (ii) a unit within the Fund which is independent from the department in charge of managing the assets and which is adequately equipped for such purpose.
5. Risk exposure to an OTC derivative counterparty may be reduced where the counterparty will provide the Fund with collateral. The Fund may disregard the counterparty risk in circumstances where the value of the collateral, valued at market price and taking into account appropriate discounts, exceeds the value of the amount exposed to risk at any given time.
6. Collateral received must be sufficiently liquid so that it sold quickly at a price that is close to its pre-sale valuation and must at all times meet with the following criteria:
- i) **Liquidity:** collateral received other than cash should be highly liquid and traded on a regulated market or multilateral trading facility with transparent pricing in order that it can be sold quickly at a price that was close to pre-sale valuation;
  - ii) **Valuation:** collateral received will be valued on at least a daily basis at mark to market prices and daily variation margin used if the value of collateral falls below coverage requirements. Assets that exhibit high price volatility should not be accepted as collateral unless suitably conservative haircuts are in place. The non-cash collateral received by a Fund will be at mark to market given the required liquid nature of the collateral.
  - iii) **Issuer credit quality:** collateral received should be of high quality;
  - iv) **Correlation:** collateral received should be issued by an entity that is independent from the counterparty and is not expected to display a high correlation with the performance of the counterparty;
  - v) **Diversification (asset concentration):** collateral should be sufficiently
  - vi) diversified in terms of country, markets and issuers with a maximum exposure to a given issuer of 20% of the Fund net asset value. When the Funds are exposed to different counterparties, the different baskets of collateral should be aggregated to calculate the 20% limit of exposure to a single issuer.
  - vii) **Immediately available:** collateral received should be capable of being fully enforced by the Fund at any time without reference to or approval from the counterparty.
  - viii) **Safe-keeping:** collateral received on a title transfer basis should be held by the Depository or its agent. For other types of collateral arrangement, the collateral can be held by a third party depository which is subject to prudential supervision, and which is unrelated to the provider of the collateral;
  - ix) **Enforceable:** collateral must be immediately available to the Fund without recourse to the counterparty.
  - x) In the case of ***non-cash collateral***, it cannot be sold, pledged or re-invested.
  - xi) **Cash collateral:** must be invested in (a) deposits with relevant institutions; (b) high-quality government bonds; (c) reverse repurchase agreements with credit institutions subject to prudential supervision and the UCITS is able to recall at any time the full amount of cash on an accrued basis; (d) short-term money market funds as defined in the ESMA Guidelines on a Common Definition of European Money Market Funds.

7. Collateral passed to an OTC derivative counterparty by or on behalf of a Fund must be taken into account in calculating exposure of the Fund to counterparty risk as referred to in Regulation 70(1)(c) of the Regulations. Collateral passed may be taken into account on a net basis only if the Fund is able to legally enforce netting arrangements with this counterparty.

#### **Calculation of issuer concentration risk and counterparty exposure risk**

8. Each Fund must calculate issuer concentration limits as referred to in Regulation 70 of the Regulations on the basis of the underlying exposure created through the use of FDI pursuant to the commitment approach.
9. The calculation of exposure arising from OTC derivative transactions must include any exposure to OTC derivative counterparty risk.
10. A Fund must calculate exposure arising from initial margin posted to and variation margin receivable from a broker relating to exchange-traded or OTC derivatives, which is not protected by client money rules or other similar arrangements to protect the Fund against the insolvency of the broker, and that exposure cannot exceed the OTC counterparty limit referred to in Regulation 70(1)(c) of the Regulations.
11. The calculation of issuer concentration limits as referred to in Regulation 70 of the Regulations must take account of any net exposure to a counterparty generated through a securities lending or repurchase agreement. Net exposure refers to the amount receivable by a Fund less any collateral provided by the Fund. Exposures created through the reinvestment of collateral must also be taken into account in the issuer concentration calculations.
12. When calculating exposures for the purposes of Regulation 70 of the Regulations, a Fund must establish whether its exposure is to an OTC counterparty, a broker or a clearing house.
13. Position exposure to the underlying assets of FDI, including embedded FDI in transferable securities, money market instruments or collective investment schemes, when combined where relevant with positions resulting from direct investments, may not exceed the investment limits set out in Regulations 70 and 73 of the Regulations. When calculating issuer-concentration risk, the financial derivative instrument (including embedded financial derivative instruments) must be looked through in determining the resultant position exposure. This position exposure must be taken into account in the issuer concentration calculations. Issuer concentration must be calculated using the commitment approach when appropriate or the maximum potential loss as a result of default by the issuer if more conservative. It must also be calculated by all Funds, regardless of whether they use VaR for global exposure purposes.

This provision does not apply in the case of index-based FDI provided the underlying index is one which meets with the criteria set out in Regulation 71(1) of the Regulations.

14. A transferable security or money market instrument embedding a FDI shall be understood as a reference to financial instruments which fulfil the criteria for transferable securities or money market instruments set out in the Regulations and which contain a component which fulfils the following criteria:
  - (a) by virtue of that component some or all of the cash flows that otherwise would be required by the transferable security or money market instrument which functions as host contract can be modified according to a specified interest rate, financial instrument price, foreign exchange rate, index of prices or rates, credit rating or credit index, or other variable, and therefore vary in a way similar to a stand-alone derivative;
  - (b) its economic characteristics and risks are not closely related to the economic characteristics and risks of the host contract;
  - (c) it has a significant impact on the risk profile and pricing of the transferable security or money market instrument.

15. A transferable security or a money market instrument shall not be regarded as embedding a FDI where it contains a component which is contractually transferable independently of the transferable security or the money market instrument. Such a component shall be deemed to be a separate financial instrument.

### **Cover requirements**

16. A Fund must, at any given time, be capable of meeting all its payment and delivery obligations incurred by transactions involving FDI.
17. Monitoring of FDI transactions to ensure they are adequately covered must form part of the risk management process of the Fund.
18. A transaction in FDI which gives rise, or may give rise, to a future commitment on behalf of a Fund must be covered as follows:
- (i) in the case of FDI which require physical delivery of the underlying asset, the asset must be held at all times by a Fund. Alternatively a Fund may cover the exposure with sufficient liquid assets where:
    - (A) the underlying assets consists of highly liquid fixed income securities; and/or
    - (B) the Fund considers that the exposure can be adequately covered without the need to hold the underlying assets, the specific FDI are addressed in the risk management process, which is described below, and details are provided in the Prospectus;
  - (ii) in the case of FDI which automatically, or at the discretion of the Fund, are cash settled, a Fund must hold, at all times, liquid assets which are sufficient to cover the exposure.

### **Risk management process and reporting**

19. A Fund must provide the Central Bank with details of its proposed risk management process in respect of its FDI activity. The initial filing is required to include information in relation to:
- permitted types of FDI, including embedded derivatives in transferable securities and money market instruments;
  - details of the underlying risks;
  - relevant quantitative limits and how these will be monitored and enforced; and
  - methods for estimating risks.

Material amendments to the initial filing must be notified to the Central Bank in advance. The Central Bank may object to the amendments notified to it and amendments and/or associated activities objected to by the Central Bank may not be made.

20. A Fund must submit a report to the Central Bank on its FDI positions on an annual basis. The report, which must contain information which reflects a true and fair view of the types of FDI used by the Fund, the underlying risks, the quantitative limits and the methods used to estimate those risks, must be submitted with the annual report of the Company. A Fund must, at the request of the Central Bank, provide this report at any time.

### **Calculation of Global Exposure**

21. The Fund must calculate its global exposure, as referred to in Regulation 69(4), on at least a daily basis, as either of the following:
- (i) the incremental exposure and leverage generated by the Fund through the use of FDI, including embedded derivatives, which may not exceed the total of the Fund's net asset value; or
  - (ii) the market risk of the Fund's portfolio.

22. The Fund may calculate its global exposure by using the commitment approach, the value at risk approach or other advanced risk measurement methodologies as may be appropriate. For the purposes of this provision, 'value at risk' shall mean a measure of the maximum expected loss at a given confidence level over a specific time period. The Fund must ensure that the method selected is appropriate, taking into account the investment strategy of the Fund, the types and complexities of the FDI used and the proportion of the Fund's portfolio which comprises FDI.

### **Repurchase Agreements, Reverse Repurchase Agreements and Securities lending Agreements**

- (i) Repurchase/reverse repurchase agreements ("repo contracts") and securities lending agreements may only be effected in accordance with normal market practice.
- (ii) Collateral obtained under a repo contract or securities lending agreement must at all times meet with the following criteria:
  - (a) Liquidity: Collateral must be sufficiently liquid in order that it can be sold quickly at a robust price that is close to its pre-sale valuation;
  - (b) Valuation: Collateral must be capable of being valued on at least a daily basis and must be marked to market daily; and
  - (c) Issuer credit quality: Where the collateral issuer is not rated A1 or equivalent, conservative haircuts must be applied.
- (iii) Until the expiry of the repo contract or securities lending transaction, collateral obtained under such contracts or transactions:
  - (a) must equal or exceed, in value, at all times the value of the amount invested or securities loaned;
  - (b) must be transferred to the depositary, or its agent; and
  - (c) must be immediately available to the Fund, without recourse to the counterparty, in the event of a default by that entity.

Paragraph (b) is not applicable in the event that a Fund uses tri-party collateral management services of International Central Securities Depositories or relevant institutions which are generally recognised as specialists in this type of transaction. The depositary must be a named participant to the collateral arrangements.

- (iv) **Non-cash collateral:**
  - (a) cannot be sold, pledged or re-invested;
  - (b) must be held at the risk of the counterparty;
  - (c) must be issued by an entity independent of the counterparty; and
  - (d) must be diversified to avoid concentration in one issue, sector or country.
- (v) **Cash collateral:**

Cash may not be invested other than in the following:

  - (a) deposits with relevant institutions;
  - (b) high-quality government bonds;
  - (c) reverse repurchase agreements with credit institutions subject to prudential supervision and the UCITS is able to recall at any time the full amount of cash on an accrued basis;
  - (d) short-term money market funds as defined in the ESMA Guidelines on a Common Definition of European Money Market Funds.

In accordance with the requirement that efficient portfolio management techniques cannot result in a change to the Funds' declared investment objective or add substantial supplementary risks, invested cash collateral held at the risk of the Fund, other than cash collateral invested in government or other public securities or money market funds, must be invested in a

diversified manner. A Fund must be satisfied at all times that any investment of cash collateral will enable it to meet with its repayment obligations.

Invested cash collateral may not be placed on deposit with, or invested in securities issued by the counterparty or a related entity.

Notwithstanding the provisions of paragraph (iii)(b) above, a Fund may enter into securities lending programmes organised by generally recognised International Central Securities Depositories Systems provided that the programme is subject to a guarantee from the system operator.

Without prejudice to the requirements above, a Fund may be permitted to undertake repo transactions pursuant to which additional leverage is generated through the re-investment of collateral. In this case the repo transaction must be taken into consideration for the determination of global exposure as required by the Central Bank UCITS Regulations. Any global exposure generated must be added to the global exposure created through the use of FDI and, for Funds using the commitment approach to measure global exposure the total of these must not be greater than 100% of the Net Asset Value of the Fund. Where collateral is re-invested in financial assets that provide a return in excess of the risk-free return, the Fund must include, in the calculation of global exposure: (1) the amount received if cash collateral is held; and (2) the market value of the instrument concerned if non-cash collateral is held.

The counterparty to a repo contract or securities lending agreement must have a minimum credit rating of A-2 or equivalent, or must be deemed by the Fund to have an implied rating of A-2 or equivalent. Alternatively, an unrated counterparty will be acceptable where the Fund is indemnified or guaranteed against losses suffered as a result of a failure by the counterparty, by an entity which has and maintains a rating of A-2 or equivalent.

The Fund must have the right to terminate the securities lending agreement at any time and demand the return of any or all of the securities loaned. The agreement must provide that, once such notice is given, the borrower is obligated to redeliver the securities within 5 Business Days or other period as normal market practice dictates.

Repo contracts, stock borrowing or securities lending agreements do not constitute borrowing or lending for the purposes of Regulation 103 and Regulation 111 of the Regulations respectively.

**SCHEDULE III**  
**Investment Restrictions**

|            |   |
|------------|---|
| <b>1</b>   | <b>Permitted Investments</b>  |
| <b>1.1</b> | Investments of a UCITS are confined to:<br>Transferable securities and money market instruments which are either admitted to official listing on a stock exchange in a Member State or non-Member State or which are dealt on a market which is regulated, operates regularly, is recognised and open to the public in a Member State or non-Member State.  |
| <b>1.2</b> | Recently issued transferable securities which will be admitted to official listing on a stock exchange or other market (as described above) within a year.  |
| <b>1.3</b> | Money market instruments other than those dealt on a regulated market.  |
| <b>1.4</b> | Units of UCITS.   |
| <b>1.5</b> | Units of AIFs.  |
| <b>1.6</b> | Deposits with credit institutions.  |
| <b>1.7</b> | Financial derivative instruments.   |
| <b>2</b>   | <b>Investment Restrictions</b>  |
| <b>2.1</b> | A UCITS may invest no more than 10% of net assets in transferable securities and money market instruments other than those referred to in paragraph 1.  |
| <b>2.2</b> | <b>Recently Issued Transferable Securities</b><br>Subject to paragraph (2) a responsible person shall not invest any more than 10% of assets of a UCITS in securities of the type to which Regulation 68(1)(d) of the UCITS Regulations 2011 apply.<br>Paragraph (1) does not apply to an investment by a responsible person in US Securities known as "Rule 144 A securities" provided that;<br>(a) the relevant securities have been issued with an undertaking to register the securities with the SEC within 1 year of issue; and<br>(b) the securities are not illiquid securities i.e. they may be realised by the UCITS within 7 days at the price, or approximately at the price, which they are valued by the UCITS. |
| <b>2.3</b> | A UCITS may invest no more than 10% of net assets in transferable securities or money market instruments issued by the same body provided that the total value of transferable securities and money market instruments held in the issuing bodies in each of which it invests more than 5% is less than 40%.  |
| <b>2.4</b> | The limit of 10% (in 2.3) is raised to 25% in the case of bonds that are issued by a credit institution which has its registered office in a Member State and is subject by law to special public supervision designed to protect bond-holders. If a UCITS invests more than 5% of its net assets in these bonds issued by one issuer, the total value of these investments may not exceed 80% of the net asset value of the UCITS.   |
| <b>2.5</b> | The limit of 10% (in 2.3) is raised to 35% if the transferable securities or money market instruments are issued or guaranteed by a Member State or its local authorities or by a non-Member State or public international body of which one or more Member States are members.   |
| <b>2.6</b> | The transferable securities and money market instruments referred to in 2.4. and 2.5 shall not be taken into account for the purpose of applying the limit of 40% referred to in 2.3.   |
| <b>2.7</b> | Deposits with any single credit institution other than a credit institution specified in Regulation 7 of the Central Bank Regulations held as ancillary liquidity shall not exceed:   |

|             |   |
|-------------|---|
|             | (a) 10% of the NAV of the UCITS; or<br>(b) where the deposit is made with the Depository 20% of the net assets of the UCITS.  |
| <b>2.8</b>  | The risk exposure of a UCITS to a counterparty to an OTC derivative may not exceed 5% of net assets.<br><br>This limit is raised to 10% in the case of a credit institution authorised in the EEA; a credit institution authorised within a signatory state (other than an EEA Member State) to the Basle Capital Convergence Agreement of July 1988; or a credit institution authorised in Jersey, Guernsey, the Isle of Man, Australia or New Zealand   |
| <b>2.9</b>  | Notwithstanding paragraphs 2.3, 2.7 and 2.8 above, a combination of two or more of the following issued by, or made or undertaken with, the same body may not exceed 20% of net assets: <ul style="list-style-type: none"> <li>- investments in transferable securities or money market instruments;</li> <li>- deposits, and/or</li> <li>- counterparty risk exposures arising from OTC derivatives transactions.</li> </ul>   |
| <b>2.10</b> | The limits referred to in 2.3, 2.4, 2.5, 2.7, 2.8 and 2.9 above may not be combined, so that exposure to a single body shall not exceed 35% of net assets.  |
| <b>2.11</b> | Group companies are regarded as a single issuer for the purposes of 2.3, 2.4, 2.5, 2.7, 2.8 and 2.9. However, a limit of 20% of net assets may be applied to investment in transferable securities and money market instruments within the same group.  |
| <b>2.12</b> | A UCITS may invest up to 100% of net assets in different transferable securities and money market instruments issued or guaranteed by any Member State, its local authorities, non-Member States or public international body of which one or more Member States are members.<br><br>Subject to being included in the Memorandum and Articles of Association of the Company, the individual issuers must be listed in the prospectus and may be drawn from the following list:<br>OECD Governments (provided the relevant issues are investment grade), Government of the People's Republic of China, Government of Brazil (provided the issues are of investment grade), Government of India (provided the issues are of investment grade), Government of Singapore, European Investment Bank, European Bank for Reconstruction and Development, International Finance Corporation, International Monetary Fund, Euratom, The Asian Development Bank, European Central Bank, Council of Europe, Eurofima, African Development Bank, International Bank for Reconstruction and Development (The World Bank), The Inter American Development Bank, European Union, Federal National Mortgage Association (Fannie Mae), Federal Home Loan Mortgage Corporation (Freddie Mac), Government National Mortgage Association (Ginnie Mae), Student Loan Marketing Association (Sallie Mae), Federal Home Loan Bank, Federal Farm Credit Bank, Tennessee Valley Authority, Straight-A Funding LLC, Export-Import Bank.<br><br>The UCITS must hold securities from at least 6 different issues, with securities from any one issue not exceeding 30% of net assets. |
| <b>3</b>    | <b>Investment in Collective Investment Schemes ("CIS")</b>  |
| <b>3.1</b>  | A UCITS may not invest more than 20% of net assets in any one CIS.  |
| <b>3.2</b>  | Investment in AIFs may not, in aggregate, exceed 30% of net assets.   |
| <b>3.3</b>  | The CIS are prohibited from investing more than 10% of net assets in other open-ended CIS.  |
| <b>3.4</b>  | When a UCITS invests in the units of other CIS that are managed, directly or by delegation, by the UCITS management company or by any other company with which  |

|          |  |
|----------|--|
| 3.5      | <p>the UCITS management company is linked by common management or control, or by a substantial direct or indirect holding, that management company or other company may not charge subscription, conversion or redemption fees on account of the UCITS investment in the units of such other CIS.</p> <p>Where by virtue of investment in the units of another investment fund, a responsible person, an investment manager or an investment advisor receives a commission on behalf of the UCITS (including a rebated commission), the responsible person shall ensure that the relevant commission is paid into the property of the UCITS.</p>   |
| <b>4</b> | <b>Index Tracking UCITS</b>  |
| 4.1      | A UCITS may invest up to 20% of net assets in shares and/or debt securities issued by the same body where the investment policy of the UCITS is to replicate an index which satisfies the criteria set out in the Regulations and is recognised by the Central Bank.   |
| 4.2      | The limit in 4.1 may be raised to 35%, and applied to a single issuer, where this is justified by exceptional market conditions.   |
| <b>5</b> | <b>General Provisions</b>  |
| 5.1      | An investment company, or management company acting in connection with all of the CIS it manages, may not acquire any shares carrying voting rights which would enable it to exercise significant influence over the management of an issuing body.  |
| 5.2      | <p>A UCITS may acquire no more than:</p> <ul style="list-style-type: none"> <li>(i) 10% of the non-voting shares of any single issuing body;</li> <li>(ii) 10% of the debt securities of any single issuing body;</li> <li>(iii) 25% of the units of any single CIS;</li> <li>(iv) 10% of the money market instruments of any single issuing body.</li> </ul> <p>NOTE: The limits laid down in (ii), (iii) and (iv) above may be disregarded at the time of acquisition if at that time the gross amount of the debt securities or of the money market instruments or the net amount of the securities in issue cannot be calculated.</p>  |
| 5.3      | <p>5.1 and 5.2 shall not be applicable to:</p> <ul style="list-style-type: none"> <li>(i) transferable securities and money market instruments issued or guaranteed by a Member State or its local authorities;</li> <li>(ii) transferable securities and money market instruments issued or guaranteed by a non-Member State;</li> <li>(iii) transferable securities and money market instruments issued by public international bodies of which one or more Member States are members;</li> <li>(iv) shares held by a UCITS in the capital of a company incorporated in a non-member State which invests its assets mainly in the securities of issuing bodies having their registered offices in that State, where under the legislation of that State such a holding represents the only way in which the UCITS can invest in the securities of issuing bodies of that State. This waiver is applicable only if in its investment policies the company from the non-Member State complies with the limits laid down in 2.3 to 2.11, 3.1, 3.2, 5.1, 5.2, 5.4, 5.5 and 5.6, and provided that where these limits are exceeded, paragraphs 5.5 and 5.6 below are observed.</li> <li>(v) Shares held by an investment company or investment companies or ICAV or ICAVs in the capital of subsidiary companies carrying on only the business of management, advice or marketing in the country where the subsidiary is located, in regard to the repurchase of units at unit-holders' request exclusively on their behalf.</li> </ul> |
| 5.4      | UCITS need not comply with the investment restrictions herein when exercising subscription rights attaching to transferable securities or money market instruments which form part of their assets.  |



|            |  |
|------------|--|
| <b>5.5</b> | The Central Bank may allow recently authorised UCITS to derogate from the provisions of 2.3 to 2.12, 3.1, 3.2, 4.1 and 4.2 for six months following the date of their authorisation, provided they observe the principle of risk spreading.  |
| <b>5.6</b> | If the limits laid down herein are exceeded for reasons beyond the control of a UCITS, or as a result of the exercise of subscription rights, the UCITS must adopt as a priority objective for its sales transactions the remedying of that situation, taking due account of the interests of its unitholders.   |
| <b>5.7</b> | Neither an investment company, nor a management company or a trustee acting on behalf of a unit trust or a management company of a common contractual fund, may carry out uncovered sales of: <ul style="list-style-type: none"> <li>- transferable securities;</li> <li>- money market instruments*;</li> <li>- units of CIS; or</li> <li>- financial derivative instruments.</li> </ul>  |
| <b>5.8</b> | A UCITS may hold ancillary liquid assets.  |
| <b>6</b>   | <b>Financial Derivative Instruments ('FDIs')</b>   |
| <b>6.1</b> | The UCITS global exposure relating to FDI must not exceed its total net asset value.   |
| <b>6.2</b> | Position exposure to the underlying assets of FDI, including embedded FDI in transferable securities or money market instruments, when combined where relevant with positions resulting from direct investments, may not exceed the investment limits set out in the Regulations/ Central Bank guidance. (This provision does not apply in the case of index based FDI provided the underlying index is one which meets with the criteria set out in the Regulations.) |
| <b>6.3</b> | UCITS may invest in FDIs dealt in over-the-counter (OTC) provided that <ul style="list-style-type: none"> <li>- The counterparties to over-the-counter transactions (OTCs) are institutions subject to prudential supervision and belonging to categories approved by the Central Bank.</li> </ul>   |
| <b>6.4</b> | Investment in FDIs are subject to the conditions and limits laid down by the Central Bank.   |

---

\* Any short selling of money market instruments by UCITS is prohibited

**SCHEDULE IV**  
**Depository Delegations**

The Depository has delegated those safekeeping duties set out in Article 22(5)(a) of the UCITS Directive to Citibank, N.A., acting through its London Branch having its principal place of business at Citigroup Centre, Canada Square, Canary Wharf, London E14 5LB, whom it has appointed as its global sub-custodian.

At the date of this prospectus, Citibank, N.A. has appointed local sub-custodians within the Citibank N.A. as listed below.

|   |  |
|---|--|
| Argentina                               | Euroclear (Citibank is a direct member of Euroclear SA/NV)   |
| Australia                               | Citigroup Pty. Limited   |
| Austria                                 | Citibank, N.A., Milan Branch   |
| Bahrain                                 | Citibank, N.A., Bahrain  |
| Bangladesh                              | Citibank, N.A., Bangladesh   |
| Belgium                                 | Citibank Europe plc, UK Branch   |
| Benin                                   | Standard Chartered Bank Cote d'Ivoire  |
| Bermuda                                 | The Hong Kong & Shanghai Banking Corporation Limited acting through its agent, HSBC Bank Bermuda Limited |
| Bosnia-Herzegovina (Sarajevo)           | UniCredit Bank d.d.  |
| Bosnia-Herzegovina: Srpska (Banja Luka) | UniCredit Bank d.d.  |
| Botswana                                | Standard Chartered Bank of Botswana Limited  |
| Brazil                                  | Citibank, N.A., Brazilian Branch   |
| Bulgaria                                | Citibank Europe plc Bulgaria Branch  |
| Burkina Faso                            | Standard Chartered Bank Cote D'Ivoire  |
| Canada                                  | Citibank Canada  |
| Chile                                   | Banco de Chile   |
| China B Shanghai                        | Citibank, N.A., Hong Kong Branch (For China B shares)  |

|                               |   |
|-------------------------------|---|
| China A Shares                | Citibank China Co ltd ( China A shares)                               |
| China Hong Kong Stock Connect | Citibank, N.A., Hong Kong Branch                                      |
| Colombia                      | Cititrust Colombia S.A. Sociedad Fiduciaria                           |
| Costa Rica                    | Banco Nacional de Costa Rica  |
| Croatia                       | Privedna banka Zagreb d.d.  |
| Cyprus                        | Citibank Europe plc,Greece branch                                     |
| Czech Republic                | Citibank Europe plc, organizacni slozka                               |
| Denmark                       | Nordea Bank Danmark A/S   |
| Egypt                         | Citibank, N.A., Cairo Branch  |
| Estonia                       | Swedbank AS   |
| Finland                       | Nordea Bank Finland Plc   |
| France                        | Citibank Europe plc UK branch   |
| Georgia                       | JSC Bank of Georgia   |
| Germany                       | Citigroup global markets deutschland ag                               |
| Ghana                         | Standard Chartered Bank of Ghana Limited                              |
| Greece                        | Citibank Europe plc, Greece Branch                                    |
| Guinea Bissau                 | Standard Chartered Bank Cote D'ivoire                                 |
| Hong Kong                     | Citibank NA Hong Kong   |
| Hungary                       | Citibank Europe plc Hungarian Branch Office                           |
| Iceland                       | Citibank is a direct member of Clearstream Banking, which is an ICSD. |

|               |  |
|---------------|--|
| India         | Citibank NA Mumbai Branch  |
| Indonesia     | Citibank, N.A., Jakarta Branch   |
| Ireland       | Citibank NA London Branch  |
| Israel        | Citibank, N.A., Israel Branch  |
| Italy         | Citibank, N.A., Milan Branch   |
| Ivory Coast   | Standard Chartered Bank Cote d'Ivoire  |
| Jamaica       | Scotia Investments Jamaica Limited   |
| Japan         | Citibank Japan limited   |
| Jordan        | Standard Chartered Bank Jordan Branch  |
| Kazakhstan    | Citibank Kazakhstan JSC  |
| Kenya         | Standard Chartered Bank Kenya Limited  |
| Korea (South) | Citibank Korea Inc.  |
| Kuwait        | Citibank NA Kuwait Branch  |
| Latvia        | Swedbank AS, based in Estonia and acting through its Latvian branch, Swedbank AS                             |
| Lebanon       | The Hong Kong & Shanghai Banking Corporation Limited acting through its agent, HSBC Bank Middle East Limited |
| Lithuania     | Swedbank AS, based in Estonia and acting through its Lithuanian branch "Swedbank" AB                         |
| Luxembourg    | only offered through the ICSDs- Euroclear & Clearstream  |
| Macedonia     | Raiffeisen Bank International AG   |
| Malaysia      | Citibank Berhad  |
| Mali          | Standard Chartered Bank Cote d'Ivoire  |

|             |  |
|-------------|--|
| Malta       | Citibank is a direct member of Clearstream Banking, which is an ICSD.  |
| Mauritius   | The Hong Kong & Shanghai Banking Corporation Limited   |
| Mexico      | Banco Nacional de Mexico, S.A.   |
| Morocco     | Citibank Maghreb   |
| Namibia     | Standard Bank of South Africa Limited acting through its agent, Standard Bank Namibia Limited                |
| Netherlands | Citibank Europe plc, UK Branch   |
| New Zealand | Citibank, N.A., New Zealand Branch   |
| Niger       | Standard Chartered Bank Cote d'Ivoire  |
| Nigeria     | Citibank Nigeria Limited   |
| Norway      | DNB Bank ASA   |
| Oman        | The Hong Kong & Shanghai Banking Corporation Limited acting through its agent, HSBC Bank Oman S.A.O.G        |
| Pakistan    | Citibank, N.A. Karachi   |
| Palestine   | The Hong Kong & Shanghai Banking Corporation Limited acting through its agent, HSBC Bank Middle East Limited |
| Panama      | Citibank NA Panama Branch  |
| Peru        | Citibank del Peru S.A  |
| Philippines | Citibank, N.A., Manila Branch  |
| Poland      | Bank Handlowy w Warszawie SA   |
| Portugal    | Citibank Europe plc, sucursal em Portugal  |
| Qatar       | The Hong Kong & Shanghai Banking Corporation Limited acting through its agent, HSBC Bank Middle East Limited |
| Romania     | Citibank Europe plc, Dublin - Romania Branch   |

|                 |   |
|-----------------|---|
| Russia          | AO Citibank   |
| Saudi Arabia    | The Hong Kong & Shanghai Banking Corporation Limited acting through its agent, HSBC Saudi Arabia Ltd. |
| Senegal         | Standard Chartered Bank Cote d'Ivoire   |
| Serbia          | UniCredit Bank Srbija a.d.  |
| Singapore       | Citibank, N.A., Singapore Branch  |
| Slovak Republic | Citibank Europe plc pobočka zahraničnej banky   |
| Slovenia        | UniCredit Banka Slovenia d.d. Ljubljana   |
| South Africa    | Citibank NA South Africa branch   |
| Spain           | Citibank Europe plc, Sucursal en Espana   |
| Sri Lanka       | Citibank NA Colombo Branch  |
| Sweden          | Citibank Europe plc, Sweden Branch  |
| Switzerland     | Citibank NA london branch   |
| Taiwan          | Citibank Taiwan Limited   |
| Tanzania        | Standard Bank of South Africa acting through its affiliate Stanbic Bank Tanzania Ltd                  |
| Togo            | Standard Chartered Bank Cote d'Ivoire   |
| Thailand        | Citibank, N.A.Bangkok Branch  |
| Tunisia         | Union Internationale de Banques   |
| Turkey          | Citibank, A.S.  |
| Uganda          | Standard Chartered Bank of Uganda Limited   |

|         |               |
|---------|---------------|
| Ukraine | PJSC Citibank |
|---------|---------------|

|                                   |  |
|-----------------------------------|--|
| United Arab Emirates ADX & DFM    | Citibank NA UAE  |
| United Arab Emirates NASDAQ Dubai | Citibank NA UAE  |
| United Kingdom                    | Citibank NA London Branch  |
| United States                     | Citibank NA New York offices   |
| Uruguay                           | Banco Itau Uruguay S.A.  |
| Venezuela                         | Citibank, N.A., Venezuela Branch   |
| Vietnam                           | Citibank NA Hanoi Branch   |
| Zambia                            | Standard Chartered Bank Zambia Plc   |
| Zimbabwe                          | Standard Bank of South Africa Ltd. acting through its affiliate Stanbic Bank Zimbabwe Ltd. |

**JUPITER ASSET MANAGEMENT SERIES PLC**  
An umbrella fund with segregated liability between sub-funds

**APPENDIX 1 – Additional information for investors**

This Addendum forms part of and should be read in conjunction with the prospectus, as amended from time to time, of the Company dated 30 November 2022 (the “Prospectus”).

This Addendum dated 14 July 2023 provides additional information for investors in the following jurisdictions:

Austria  
Luxembourg  
United Kingdom

*Unless otherwise defined, terms used herein shall have the meanings attributed to them in the Prospectus.*



## 1. Austria

### Public Distribution in Austria

The Company is entitled to publicly distribute Shares of its following sub-funds in Austria:

- Jupiter China Equity Fund
- Jupiter Emerging Market Debt Fund,
- Jupiter Financials Contingent Capital Fund
- Merian Global Dynamic Bond Fund
- Jupiter Global Emerging Markets Focus Fund
- Jupiter Merian Global Equity Absolute Return Fund
- Jupiter Merian Global Equity Income Fund (IRL)
- Jupiter Gold & Silver Fund
- Jupiter Emerging Market Debt Income Fund
- Jupiter Merian North American Equity Fund (IRL)
- Jupiter Asia Pacific Income Fund (IRL)
- Jupiter Strategic Absolute Return Bond Fund
- Jupiter UK Alpha Fund (IRL)
- Jupiter UK Specialist Equity Fund
- Jupiter Merian World Equity Fund
- Jupiter Global Emerging Markets Focus ex China Fund

### Facilities for investors in Austria

Citibank Europe plc is responsible for processing subscription, repurchase and redemption orders and making other payments to Shareholders.

Citibank Europe plc,  
1 North Wall Quay,  
Dublin 1,  
Ireland.

Email address: [jamta@citi.com](mailto:jamta@citi.com)

The following facilities according to Art. 92(1) letter b) to e) of the EU Directive 2009/65/EC (as amended by the Directive (EU) 2019/1160) are available from [www.eifs.lu/jupiteram](http://www.eifs.lu/jupiteram):

- Information on how orders (subscription, repurchase and redemption) can be made and how repurchase and redemption proceeds are paid;
- information and access to procedures and arrangements related to investors' rights and complaints handling;
- information in relation to the tasks performed by the facilities in a durable medium;
- the latest sales prospectus, the articles of association, the annual and semi-annual reports, as well as the key investor information documents.

Issue and redemption prices can be obtained from the registered office of the investment company as well as from Austrian Facilities Agent. In addition, the net asset values are published daily for Austria on a website (and specifically [www.fundinfo.com](http://www.fundinfo.com) or [www.jupiteram.com](http://www.jupiteram.com)), where any notices to investors in the Republic of Austria will be published.

### Tax information

Shareholders and interested persons are advised to consult their tax advisors regarding the taxes due on their shareholdings.

## 2. Luxembourg

### Public Distribution of the Company in Luxembourg

All Funds of the Company which are available for subscription in Luxembourg have been notified for public distribution in Luxembourg. All Shares shall be issued as provided for in the Prospectus.

The Prospectus provides that different Classes of Shares are available for each Fund. However, for more information on the availability of each Class of Shares for a Fund, investors should contact:

Citibank Europe plc  
Citibank Europe plc,  
1 North Wall Quay,  
Dublin 1,  
Ireland.  
Email address: [jamta@citi.com](mailto:jamta@citi.com)

Citibank Europe plc is responsible for processing subscription, repurchase and redemption orders and making other payments to Shareholders.

### Documents

The following facilities according to Art. 92(1) letter b) to e) of the EU Directive 2009/65/EC (as amended by the Directive (EU) 2019/1160) are available from [www.eifs.lu/jupiteram](http://www.eifs.lu/jupiteram):

- Information on how orders (subscription, repurchase and redemption) can be made and how repurchase and redemption proceeds are paid;
- information and access to procedures and arrangements related to investors' rights and complaints handling;
- information in relation to the tasks performed by the facilities in a durable medium;
- the latest sales prospectus, the articles of association, the annual and semi-annual reports, as well as the key investor information documents.

The Net Asset Value and the subscription and redemption prices (if applicable) are available in Ireland at the registered office of Citibank Europe plc, as set out above, as well as on the following website: <https://www.jupiteram.com>.

### Taxation of Shareholders

Under present Luxembourg law, there are no Luxembourg ordinary income, capital gains, estate or inheritance taxes payable by the Company or by Shareholders in respect of their Shares except by Shareholders who are domiciled in, are residents of, or have a permanent establishment in the Grand Duchy of Luxembourg and by certain former Luxembourg residents (with the exception of possible withholding taxes on payments to or to the benefit of individuals resident either in the EU or in certain dependant or associated territories of the EU).

**The information above is not intended to provide and should not be relied upon for tax advice. Investors in Luxembourg are advised to consult their tax advisors for more information about the tax implications of their investments in the Company.**

### Fees and Expenses

Information relating to the fees and expenses payable by investors in each of the Funds is set out in the section of the Prospectus headed "Fees and Expenses". The attention of investors and/or prospective investors is drawn to the information relating to fees and expenses set out therein.

## **United Kingdom**

### **UK Facilities Agent**

In connection with the Company's recognition under (i) section 264 of the Financial Services and Markets Act 2000 or (ii) the FCA's Temporary Permissions Regime for funds, as applicable, the Manager has appointed Jupiter Investment Management Limited as the facilities agent of the Company ("Facilities Agent") to maintain the facilities required of a recognised collective investment scheme pursuant to the rules contained in the part of the FCA's Handbook of Rules and Guidance governing recognised collective investment schemes.

The business of the Company in the UK is subject to limited protection under the UK regulatory system. In particular, Shareholders are unlikely to have access to the Financial Ombudsman Service and may also not benefit from rights under the Financial Services Compensation Scheme. If you are in any doubt as to your eligibility, you may wish to obtain independent professional advice.

The facilities are located at the offices of Jupiter Investment Management Limited at

The Zig Zag Building, 70 Victoria Street, London SW1E 6SQ. At these facilities any person may:

1. inspect (free of charge) a copy (in English) of:
  - a. the certificate of incorporation and Memorandum and Articles of Association of the Company;
  - b. the latest version of the Prospectus;
  - c. the latest version of the Key Investor Information Document;
  - d. the latest annual and half-yearly reports most recently prepared and published by the Company;
2. obtain a copy of any of the above documents (free of charge);
3. obtain information (in English) about the prices of Shares in the Company; and
4. make a complaint about the operation of the Company, which the Facilities Agent will transmit to the Manager.

Further, any Shareholder may redeem or arrange for the redemption of Shares in the Company and obtain payment at the offices of the Facilities Agent.

### **United Kingdom Taxation**

#### ***The Company***

The Directors intend that the affairs of the Company should be managed and conducted so that it does not become resident in the UK for UK taxation purposes. Accordingly, and provided that the Company does not carry on a trade in the UK through a permanent establishment situated in the UK for UK taxation purposes, the Company will not be subject to UK corporation tax on income and capital gains arising to it (other than withholding taxes (if any) on income arising to the Company from a UK source).

The Directors and the Manager each intend that the respective affairs of the Company and the Manager are conducted in such a way so that no such permanent establishment will arise insofar as this is within their respective control, but it cannot be guaranteed that the conditions necessary to prevent any such permanent establishment coming into being will at all times be satisfied.

Interest and certain other income received by the Company which has a UK source may be subject to withholding taxes (which may not be reclaimable) in the UK.

Interests in the Funds will be made widely available to retail and institutional investors able to meet the minimum investment criteria and the Funds will be marketed accordingly.

## **Shareholders**

Subject to their personal circumstances, Shareholders resident in the UK for taxation purposes will be liable to UK income tax or corporation tax on dividends paid or other distributions of income made by the Company whether or not such distributions are reinvested in the Company.

No credit will be available against a Shareholder's UK tax liability in respect of income distributions of the Company nor for any taxes suffered or paid by the Company on its own income, (except in the case of a Shareholder which is a company resident in the UK (or not resident but carrying on a business in the UK through a permanent establishment) owning, or being a 50% subsidiary of a company owning, directly or indirectly not less than 10 per cent. of the voting share capital of the Company where double taxation agreements provide for payment of tax credit).

Certain classes of overseas dividend distributions received by UK corporate shareholders are exempt from tax. The exemption will not be available where it is used for tax avoidance purposes.

### *Offshore Funds Regime*

Each of the GBP denominated Share Classes in all Funds has obtained certification as a "reporting fund" under the Offshore Funds (Tax) Regulations 2009 for the purposes of taxation in the UK. The affairs of the Funds will be conducted so as to maintain this status.

In order to obtain certification as a reporting fund, the "reportable income" of the relevant Share Class for each period of account must be reported to its investors and to HM Revenue & Customs ("HMRC"). Investors will be liable to tax on their proportionate share of the "reportable income" of the Fund, whether or not that income is in fact distributed to them.

The effect of certification as a reporting fund is that any gains arising to Shareholders resident in the UK on a sale, redemption or other disposal of the relevant Shares should be taxed as capital gains and not as income. Any undistributed income will be treated as increasing the base cost of a UK Shareholder's Shares.

There can be no guarantee or assurance that the law and regulations governing reporting fund status, or the interpretation of them, will remain the same. Investors are advised to seek their own specialist advice in relation to how (if at all) these rules will affect them.

### *Individual Shareholders: Transfer of assets abroad*

The attention of individual Shareholders resident in the UK is drawn to Chapter 2 of Part 13 of the Income Tax Act 2007 ("ITA") pursuant to which income accruing to the Company could be attributed to such individuals making them liable to taxation in respect of undistributed income and profits of the Company.

Due to the intended distribution of income policy in respect of the Distributing Share Classes, it is not anticipated those provisions of ITA will apply to Shareholders holding Shares in a Distributing Share Class. However, the ITA could apply to Shareholders holding other Shares in the Company.

In addition, those provisions of ITA will not apply if any relevant Shareholder can satisfy HMRC that either:-

- (i) it would not be reasonable to draw the conclusion from all the circumstances of the case, that the purpose of avoiding liability to taxation was the purpose, or one of the purposes, for which the relevant transactions or any of them were effected;
- (ii) all the relevant transactions are genuine commercial transactions and it would not be reasonable to draw the conclusion, from all the circumstances of the case, that any one or more of the relevant transactions was more than incidentally designed for the purpose of avoiding liability to taxation; or

- (iii) the relevant transaction is considered to be a genuine transaction (i.e. on terms other than those that would have been made between unconnected persons dealing at arm's length) and the individual's liability to tax would contravene EU treaty freedoms.

#### *Corporate Shareholders: Loan Relationships*

Chapters 3 of Part 5 and 6 of the Corporation Tax Act 2009 ("CTA 2009") provide that, if at any time in an accounting period a corporate investor within the charge to UK corporation tax holds a relevant interest in an "offshore fund" within the meaning of the relevant provisions of the Taxation (International and Other Provisions) Act 2010 ("TIOPA 2010"), and there is a time in that period when that fund fails to satisfy the "qualifying investment test", the relevant interest held by such corporate investor will be treated for the accounting period as if it were rights under a 'creditor relationship' for the purposes of the rules relating to the taxation of most corporate debt in CTA 2009 (the "Corporate Debt Regime").

A holding of Shares in the Company will constitute a relevant interest in an offshore fund. In circumstances where the qualifying investment test is not satisfied (for example, where the Company invests in debt instruments, securities, cash or derivative contracts and the market value of such investments exceeds 60 per cent. of the market value of all its investments) the Shares will be treated for corporation tax purposes as within the Corporate Debt Regime. As a consequence, all returns on the relevant Shares in respect of each corporate Shareholder's accounting period during which the test is not met (including gains, profits and deficits and exchange gains and losses) will be taxed or relieved as a loan relationship credit or debit calculated on a fair value basis of accounting. Accordingly, a corporate Shareholder may, depending on its own circumstances, incur a charge to corporation tax on an unrealised increase in the value of its holding of Shares (and, likewise, obtain relief against corporation tax for an unrealised reduction in the value of its holding of Shares).

The provisions relating to holdings in controlled foreign companies (outlined below) would not then apply to such Shareholders.

#### *Corporate Shareholders: Controlled Foreign Companies*

Part 9A of TIOPA imposes a charge to tax on chargeable profits, affecting any UK resident company with an interest of 25 per cent. or more (including the interests of associated or connected persons) in the profits of a non-UK resident company provided no statutory exemptions apply (such non-resident company being a "controlled foreign company" or "CFC"). Where a CFC's profits fall within certain "gateway" provisions (and are not otherwise excluded by any exemption) they will be apportioned to UK participators. This charge may be reduced by a credit for any foreign tax attributable to the relevant profits and by the offset of UK reliefs. UK resident companies holding a right to 25 per cent. or more of the profits of the Company (directly or indirectly) are advised to seek their own specific professional taxation advice in relation to whether and how these rules might affect their proposed investment in the Company. The legislation is not directed towards the taxation of capital gains.

#### *Anti-avoidance: General*

The attention of persons resident in the UK for taxation purposes (and who, if individuals, are also domiciled in the UK for those purposes) is drawn to the provisions of Section 13 of the Taxation of Chargeable Gains Act 1992 ("Section 13"). Section 13 applies to a "participator" for UK taxation purposes (which term includes a Shareholder) if at the same time: (i) a gain accrues to the Company which constitutes a chargeable gain for those purposes; and (ii) the Company is itself controlled by a sufficiently small number of persons so as to render the Company a body corporate that would, were it to have been resident in the UK for taxation purposes, be a "close" company for those purposes.

The provisions of Section 13 could, if applied, result in any such person who is a "participator" in the Company being treated for the purposes of UK taxation of chargeable gains as if a part of any chargeable gain accruing to the Company had accrued to that person directly, that part being equal to the proportion of the gain that corresponds on a just and reasonable basis to that person's proportionate interest in the Company as a "participator". No liability under Section 13 could be incurred by such a person however, where such proportion, aggregated with the proportion that corresponds to any interest held by connected persons, does not exceed 25% of the gain. Furthermore, this rule should only apply where the acquisition or holding of the asset by the Company, or its disposal, formed part of a scheme

or arrangement of which the main purpose or one of the main purposes was the avoidance of capital gains tax or corporation tax. The charge is also extended to UK resident individuals who are domiciled outside the UK in respect of gains relating to assets of the Company situated in the UK and in respect of gains relating to non-UK situs assets if such gains are remitted to the UK.

### **Tax information exchange**

Accounts held by Shareholders may be subject to the exchange of information regime imposed by EU Council Directive 2014/107/EU of 9 December 2014 (the “DAC”) on mandatory automatic exchange of information in the field of taxation. The financial information to be reported includes all types of investment income, account balances and sale proceeds from financial assets. The International Compliance Regulations 2015 (SI 2015/878) (the “Regulations”) adopt the DAC and implement both the UK’s automatic exchange of information agreements with non-EU jurisdictions and the OECD’s Common Reporting Standard which provides for the annual automatic exchange of certain financial account information between relevant tax authorities of participating jurisdictions. Applicants for Shares in the Company will, therefore, be requested to provide certain information as required under the Regulations.

European Council Directive 2017/0138 regarding the mandatory automatic exchange of information in the field of taxation in relation to cross-border arrangements which satisfy certain hallmarks may mean that transactions contemplated in the Prospectus will need to be disclosed to HMRC, and HMRC will pass the relevant details to one or more European tax authorities. The scope of the arrangements and hallmarks are very wide and are not limited to aggressive tax planning. Although the first disclosures are not required until July 2020, the rules apply retrospectively to any arrangements put in place on or after 25 June 2018.

**The summary given in this section is for information purposes only. It is not exhaustive and does not constitute legal or tax advice. Prospective investors should consult their own professional advisers as to the implications of their subscribing for, purchasing, holding, switching or disposing of Shares. The tax consequences applicable to Shareholders may vary depending on their particular circumstances. It is the responsibility of all prospective investors to inform themselves as to the tax consequences and any foreign exchange or other fiscal or legal restrictions, which may be relevant to their particular circumstances in connection with the acquisition, holding or disposition of Shares. The above is a brief summary of certain aspects of UK taxation law and practice relevant to the transactions contemplated in the Prospectus. While it is based on the law and practice and official interpretation currently in effect, no assurance can be given that courts or fiscal authorities responsible for the administration of such laws will agree with the interpretation given or that changes in such law and practice will not occur.**

### **Fees and Expenses**

Information relating to the fees and expenses payable by investors in each of the Funds is set out in the section of the Prospectus headed “Fees and Expenses”. The attention of investors and/or prospective investors is drawn to the information relating to fees and expenses set out therein.

---

## Jupiter Asset Management Series plc

---

This Supplement contains information relating specifically to Jupiter Asset Management Series plc (the "**Company**"), an umbrella fund with segregated liability between sub-funds.

**This Supplement forms part of and should be read in the context of and in conjunction with the Prospectus for the Company dated 30 November 2022 (the "Prospectus") which immediately precedes this Supplement and is incorporated herein.**

### SUPPLEMENT

28 June 2023

*Capitalised terms used herein shall have the meanings attributed to them in the Prospectus.*

The Directors of the Company whose names appear on page iv of the Prospectus accept responsibility for the information contained in this Prospectus. To the best of the knowledge and belief of the Directors (who have taken all reasonable care to ensure that such is the case) the information contained in this Prospectus is in accordance with the facts and does not omit anything likely to affect the import of such information.

#### Existing Funds of the Company

1. Jupiter Merian World Equity Fund
2. Jupiter Merian North American Equity Fund (IRL)
3. Jupiter Merian US Equity Income Fund
4. Merian European Equity Fund
5. Jupiter Asia Pacific Income Fund (IRL)
6. Jupiter China Equity Fund
7. Merian Asian Equity Income Fund
8. Jupiter Global Emerging Markets Focus Fund
9. Jupiter Merian Global Equity Income Fund (IRL)
10. Jupiter Emerging Market Debt Fund
11. Jupiter Emerging Market Debt Income Fund
12. Merian Global Dynamic Bond Fund
13. Jupiter UK Smaller Companies Focus Fund
14. Jupiter UK Dynamic Equity Fund
15. Jupiter Merian Global Equity Absolute Return Fund
16. Jupiter Strategic Absolute Return Bond Fund
17. Jupiter UK Alpha Fund (IRL)
18. Jupiter Europe (ex UK) Smaller Companies Fund
19. Jupiter Gold & Silver Fund

20. Jupiter UK Specialist Equity Fund
  21. Jupiter Financials Contingent Capital Fund
  22. Jupiter Global Emerging Markets Focus ex China Fund
-



---

## Jupiter Asset Management Series plc

---

An umbrella type open-ended investment company with variable capital and segregated liability between sub-funds and incorporated with limited liability under the laws of Ireland with registered number 271517, authorised by the Central Bank on 10 October 1997 as a UCITS, pursuant to the UCITS Regulations.

This Supplement contains information relating specifically to the Jupiter Merian World Equity Fund, a sub-fund of Jupiter Asset Management Series plc (the "**Company**"), an open-ended umbrella fund with segregated liability between sub-funds.

**This Supplement forms part of and should be read in the context of and in conjunction with the Prospectus for the Company dated 30 November 2022 (the "Prospectus") which immediately precedes this Supplement and is incorporated herein.**

### Jupiter Merian World Equity Fund

**30 November 2022**

*Capitalised terms used herein shall have the meanings attributed to them in the Prospectus.*

The Directors of the Company whose names appear in the Prospectus under the heading "**Management and Administration**" accept responsibility for the information contained in this Supplement and the Prospectus. To the best of the knowledge and belief of the Directors (who have taken all reasonable care to ensure that such is the case) the information contained in this Supplement and in the Prospectus is in accordance with the facts and does not omit anything likely to affect the import of such information. The Directors accept responsibility accordingly.

## Investment Objective and Policies

The objective of the Jupiter Merian World Equity Fund is to seek to achieve asset growth through investment in a well-diversified portfolio of securities of issuers worldwide. It is not proposed to concentrate investments in any one geographical region, industry or sector.

The securities in which the Jupiter Merian World Equity Fund may invest shall include ordinary shares or common stock, ADRs, GDRs, preference shares and warrants, provided that any investment in warrants shall not comprise more than 5 per cent. of the Net Asset Value of the Jupiter Merian World Equity Fund. The Jupiter Merian World Equity Fund will aim to achieve its investment objective by investing not less than 70% of its Net Asset Value directly in such securities. Subject to the investment restriction 2.1 of Schedule III in the Prospectus, the securities will be listed, traded or dealt in on a Regulated Market.

The Jupiter Merian World Equity Fund may invest up to 20 per cent. of its Net Asset Value in companies domiciled in Emerging Markets or issuers established outside of the Emerging Markets, which have a predominant proportion of their assets or business operations in the Emerging Markets and which are listed, traded or dealt in on a Regulated Market worldwide.

The Jupiter Merian World Equity Fund may invest its liquid assets or may invest up to 10 per cent. of the Net Asset Value for temporary defensive purposes in short-term securities such as commercial paper, banker's acceptances, certificates of deposit, government securities issued by an OECD member country or by any supranational entity provided that, subject to the investment restriction 2.1 of Schedule III in the Prospectus, the securities are listed, traded or dealt in on a Regulated Market in an OECD member country and are rated Investment Grade or better.

The Jupiter Merian World Equity Fund may invest up to 5 per cent. of its Net Asset Value in open-ended collective investment schemes whose objective is to invest in any of the foregoing. Investment in collective investment schemes shall include both UCITS and alternative investment funds. In particular, any investment in open-ended alternative investment funds will be subject to Regulation 114(6) of the Central Bank (Supervision and Enforcement) Act 2013 (Section 48(1)) (Undertakings for Collective Investment in Transferable Securities) Regulations 2019 (the "Central Bank UCITS Regulations").

The Jupiter Merian World Equity Fund may invest up to 15 per cent. of its Net Asset Value in REITs listed, traded or dealt in on Regulated Markets that are not considered Emerging Markets.

The Jupiter Merian World Equity Fund may employ investment techniques and financial derivative instruments such as exchange traded futures solely for efficient portfolio management.

The Jupiter Merian World Equity Fund is denominated in USD but will hold assets denominated in other currencies. Consequently, the Net Asset Value may rise and fall as a result of exchange rate fluctuations.

The Jupiter Merian World Equity Fund will use the commitment approach methodology for the calculation of its global exposure. As the Jupiter Merian World Equity Fund uses the commitment approach it must ensure that its global exposure does not exceed its total Net Asset Value and the Jupiter Merian World Equity Fund may not therefore be leveraged in excess of 100% of its Net Asset Value.

## Investment Approach

The Jupiter Merian World Equity Fund is actively managed, which means the Investment Manager has freedom to select the investments in order to seek to achieve the investment objective of the Jupiter Merian World Equity Fund. In seeking to achieve its investment objective, the Jupiter Merian World Equity Fund aims to deliver a return, net of fees, greater than that of the MSCI World Index (the "Index") with net dividends re-invested over rolling 3 year periods.

The Index represents the performance of the large and mid-cap segments of developed markets globally.

The Jupiter Merian World Equity Fund is managed by the Investment Manager adopting a “systematic” investment process, which uses sophisticated computer models to analyse large volumes of data to select investments. Stocks are assessed in terms of the attractiveness of their valuation, quality, price trends, stable growth prospects, sentiment and company management. In addition, the Investment Manager takes other criteria, such as expected risk, trading costs and liquidity into consideration when constructing the Jupiter Merian World Equity Fund’s portfolio.

The Index is a representation of the markets in which the Jupiter Merian World Equity Fund primarily invests. Although a large proportion of the Jupiter Merian World Equity Fund’s investments may be components of the Index, the Investment Manager does not seek to replicate the performance of the Index; it is seeking to deliver a return, net of fees, greater than the Index. In particular, the Jupiter Merian World Equity Fund may invest in companies which are not included in the Index and the stock selection and portfolio construction process, as set out above, mean that the number of holdings and weightings of the companies, industries, sectors and countries of the holdings of the Jupiter Merian World Equity Fund may diverge materially from the Index. Therefore, the risk and return profile of the Jupiter Merian World Equity Fund will likely be significantly different to that of the Index. As set out above, the portfolio construction of the Jupiter Merian World Equity Fund involves considering risk, trading costs and liquidity. As part of this portfolio construction process, various controls are in place aiming to ensure risks are not concentrated in any one company, industry, sector or country.

### **Sustainability Approach**

Material sustainability risks are integrated into the investment decision making process. The active ownership approach considers material ESG factors and principal adverse impacts on sustainability factors which strengthen the assessment of the risks and opportunities that drive long-term value.

The Investment Manager incorporates an explicit ESG factor into portfolio construction and analysis alongside all other datapoints. The ESG factor is obtained by using independent third-party data. Analysis is conducted on the ranking of specific issuer and time series data on ESG scores. This information is embedded in the process and is linked to the assessment of stock returns and forecasts. This assessment also includes a reference against the benchmark to assess the impact on returns.

The Investment Manager has ultimate responsibility for the integration of sustainability risks within the investment decision-making process.

In the Investment Manager’s view, the integration of material sustainability risks in the investment process informs investment decisions and contributes to stronger risk adjusted returns over the long-term. The assessment of the likely impact of sustainability risks on returns involves both quantitative and qualitative judgments. The outcomes in accordance with Jupiter’s Responsible Investment Policy can be realised in the short term or achieved over multiple periods. Impacts may also be influenced by market conditions.

### *Status under the Taxonomy Regulation*

Further to the Taxonomy Regulation, the investments underlying the Jupiter Merian World Equity Fund do not take into account the EU criteria for environmentally sustainable economic activities.

Please refer to the sections headed “Environmental, Social and Governance (“ESG”) Investment Risk”, “Sustainability Risk” and “The Sustainable Finance Disclosure Regulation” for further information.

### **Profile of a Typical Investor**

A typical investor has a long term investment horizon and is prepared to accept a moderate to high level of volatility. This is not a guide to the future volatility of the Jupiter Merian World Equity Fund and may move over time. Investors may also refer to the KIID for the most up-to-date SRRI measurement of volatility.

## **Investment Manager**

The Investment Manager of the Jupiter Merian World Equity Fund is Jupiter Investment Management Limited.

## **Base Currency**

The Base Currency is USD for the Jupiter Merian World Equity Fund.

## **Business Day**

In respect of the Jupiter Merian World Equity Fund, means a day (excluding Saturdays, Sundays and public holidays) on which retail banks are open for business in Dublin and London.

## **Dealing Day**

Means in respect of the Jupiter Merian World Equity Fund every Business Day or such other days as the Directors may determine and provided that there shall be at least one Dealing Day each fortnight.

## **Classes of Shares**

The Classes of Shares in the Jupiter Merian World Equity Fund are distinguished principally on the basis of the initial charge, the redemption charge, the contingent deferred sales charge and the management and distribution fees applicable to them.

Class B, C, C2, L, N and S Shares are offered primarily as an investment to Retail Investors. Investors wishing to purchase Class B, C, C2, L, N or S Shares should do so via their financial intermediary.

Commencing from the Effective Date (as defined below), Class B Shares and Class C2 Shares, whether purchased before or after the Effective Date, will automatically convert into Shares in the corresponding Class L Shares upon the expiry of 4 years (Class B Shares), or 2 years (Class C2 Shares) from the date of the initial subscription into the relevant Class B Shares or Class C2 Shares. The Effective Date for these purposes shall be 31 March, 2017 or such later date as is required in order to implement the relevant enhancements necessary to process the automatic conversion.

Class D Shares may be offered in certain limited circumstances to Institutional Investors or distributors and platforms in certain countries who have separate fee arrangements with their clients, and who in the Investment Manager's reasonable opinion are able to subscribe an amount in excess of the investment minimum as set out below.

Class I Shares may be offered in certain limited circumstances to Institutional Investors or distributors and platforms who have separate fee arrangements with their clients, and who in the Investment Manager's reasonable opinion are able to subscribe an amount in excess of the investment minimum as set out below. With regard to MiFID distributors, Class I Shares will be available to those providing portfolio management or independent investment advice as defined by the MiFID II Directive and those providing non independent advice who have a separate fee arrangement with their clients under which they have agreed not to receive and retain inducements.

Class U1 Shares are only available to investors who in the Manager or Investment Manager's reasonable opinion are able to subscribe an amount in excess of the investment minimum as set out below and who have agreed specific terms of business with the Manager or Investment Manager. With regard to MiFID distributors, Class U1 Shares will be available to those providing portfolio management or independent investment advice as defined by the MiFID II Directive and those providing non independent advice who have a separate fee arrangement with their clients under which they have agreed not to receive and retain inducements.

Class U2 Shares are offered only as an investment through designated financial intermediaries who have agreed specific terms of business with the Investment Manager. With regard to MiFID distributors, Class U2 Shares will be available to those providing portfolio management or independent investment

advice as defined by the MiFID II Directive and those providing non independent advice who have a separate fee arrangement with their clients under which they have agreed not to receive and retain inducements.

### Initial Offer Period and Subscription Price

The Initial Offer Period for any Class of Shares in the Jupiter Merian World Equity Fund which is available but not yet launched will close on 29 May 2023. The initial offer period in respect of any new class of Shares may be shortened or extended by the Directors. The Central Bank will be notified in advance of any extension if subscriptions for Shares have been received and otherwise on an annual basis.

The initial subscription price of each Class of Shares during the Initial Offer Period shall be, depending on the denomination of the Share Class, AUD 10.00, CHF 10.00, EUR 10.00, GBP 10.00, RMB 10.00, SGD 10.00 USD 10.00.

### Fees and Expenses

#### Management Fee, Initial Charge, Redemption Fee, Distribution Fee and Minimum Investment and Holding Amounts

The amount of the fees for each of the various Classes of Shares of the Jupiter Merian World Equity Fund is set out below and is expressed as a percentage per annum of the Net Asset Value of each Class of Share in the Jupiter Merian World Equity Fund.

| Class                       | Currency | Minimum Initial Investment | Minimum Subsequent Investment | Minimum Holding Requirement | Initial Charge | Management Fee | Redemption Fee | Distribution Fee |
|-----------------------------|----------|----------------------------|-------------------------------|-----------------------------|----------------|----------------|----------------|------------------|
| L (CHF) Accumulation        | CHF      | CHF 500                    | CHF 250                       | CHF 500                     | up to 5.00%    | 1.50%          | Nil            | Nil              |
| L (EUR) Accumulation        | EUR      | EUR 500                    | EUR 250                       | EUR 500                     | up to 5.00%    | 1.50%          | Nil            | Nil              |
| L (GBP) Accumulation        | GBP      | GBP 500                    | GBP 250                       | GBP 500                     | up to 5.00%    | 1.50%          | Nil            | Nil              |
| L (USD) Accumulation        | USD      | USD 500                    | USD 250                       | USD 500                     | Up to 5.00%    | 1.50%          | Nil            | Nil              |
| L (AUD) Hedged Accumulation | AUD      | AUD 500                    | AUD 250                       | AUD 500                     | up to 5.00%    | 1.50%          | Nil            | Nil              |
| L (CHF) Hedged Accumulation | CHF      | CHF 500                    | CHF 250                       | CHF 500                     | up to 5.00%    | 1.50%          | Nil            | Nil              |
| L (EUR) Hedged Accumulation | EUR      | EUR 500                    | EUR 250                       | EUR500                      | Up to 5.00%    | 1.50%          | Nil            | Nil              |
| L (GBP) Hedged Accumulation | GBP      | GBP 500                    | GBP 250                       | GBP 500                     | up to 5.00%    | 1.50%          | Nil            | Nil              |

|                                    |     |               |                |                |             |       |     |             |
|------------------------------------|-----|---------------|----------------|----------------|-------------|-------|-----|-------------|
| <b>L (RMB) Hedged Accumulation</b> | RMB | RMB 500       | RMB 250        | RMB 500        | up to 5.00% | 1.50% | Nil | Nil         |
| <b>L (SGD) Hedged Accumulation</b> | SGD | SGD 500       | SGD 250        | SGD 500        | up to 5.00% | 1.50% | Nil | Nil         |
| <b>L (CHF) Income</b>              | CHF | CHF 500       | CHF 250        | CHF 500        | up to 5.00% | 1.50% | Nil | Nil         |
| <b>L (EUR) Income</b>              | EUR | EUR 500       | EUR 250        | EUR 500        | up to 5.00% | 1.50% | Nil | Nil         |
| <b>L (GBP) Income</b>              | GBP | GBP 500       | GBP 250        | GBP 500        | up to 5.00% | 1.50% | Nil | Nil         |
| <b>L (USD) Income</b>              | USD | USD 500       | USD 250        | USD 500        | Up to 5.00% | 1.50% | Nil | Nil         |
| <b>L (CHF) Hedged Income</b>       | CHF | CHF 500       | CHF 250        | CHF 500        | up to 5.00% | 1.50% | Nil | Nil         |
| <b>L (EUR) Hedged Income</b>       | EUR | EUR 500       | EUR 250        | EUR 500        | up to 5.00% | 1.50% | Nil | Nil         |
| <b>L (GBP) Hedged Income</b>       | GBP | GBP 500       | GBP 250        | GBP 500        | up to 5.00% | 1.50% | Nil | Nil         |
| <b>B (USD) Accumulation</b>        | USD | USD 1,000     | USD 500        | USD 500        | Nil         | 1.50% | Nil | Up to 1%    |
| <b>C (USD) Accumulation</b>        | USD | USD 1,000     | USD 500        | USD 500        | Up to 1.00% | 1.50% | Nil | Up to 1.50% |
| <b>C2 (USD) Accumulation</b>       | USD | USD 1,000     | USD 500        | USD 500        | Up to 0.50% | 1.50% | Nil | Up to 1%    |
| <b>D1 (USD) Accumulation</b>       | USD | USD 75,000    | USD 37,500     | USD 37,500     | Nil         | 1.35% | Nil | Nil         |
| <b>D2 (USD) Accumulation</b>       | USD | USD 2,000,000 | USD, 1,000,000 | USD, 1,000,000 | Nil         | 0.90% | Nil | Nil         |
| <b>I (CHF) Accumulation</b>        | CHF | CHF 1,000,000 | CHF 100,000    | CHF 1,000,000  | Nil         | 0.75% | Nil | Nil         |
| <b>I (EUR) Accumulation</b>        | EUR | EUR 1,000,000 | EUR 100,000    | EUR 1,000,000  | Nil         | 0.75% | Nil | Nil         |
| <b>I (USD) Accumulation</b>        | USD | USD 1,000,000 | USD 100,000    | USD 1,000,000  | Nil         | 0.75% | Nil | Nil         |

|                                    |     |                   |                  |                   |          |        |     |          |
|------------------------------------|-----|-------------------|------------------|-------------------|----------|--------|-----|----------|
| <b>I (CHF) Hedged Accumulation</b> | CHF | CHF<br>1,000,000  | CHF<br>100,000   | CHF<br>1,000,000  | Nil      | 0.75%  | Nil | Nil      |
| <b>I (EUR) Hedged Accumulation</b> | EUR | EUR<br>1,000,000  | EUR<br>100,000   | EUR<br>1,000,000  | Nil      | 0.75%  | Nil | Nil      |
| <b>I (CHF) Income</b>              | CHF | CHF<br>1,000,000  | CHF<br>100,000   | CHF<br>1,000,000  | Nil      | 0.75%  | Nil | Nil      |
| <b>I (EUR) Income</b>              | EUR | EUR<br>1,000,000  | EUR<br>100,000   | EUR<br>1,000,000  | Nil      | 0.75%  | Nil | Nil      |
| <b>I (USD) Income</b>              | USD | USD<br>1,000,000  | USD<br>100,000   | USD<br>1,000,000  | Nil      | 0.75%  | Nil | Nil      |
| <b>I (CHF) Hedged Income</b>       | CHF | CHF<br>1,000,000  | CHF<br>100,000   | CHF<br>1,000,000  | Nil      | 0.75%  | Nil | Nil      |
| <b>I (EUR) Hedged Income</b>       | EUR | EUR<br>1,000,000  | EUR<br>100,000   | EUR<br>1,000,000  | Nil      | 0.75%  | Nil | Nil      |
| <b>N (USD) Accumulation</b>        | USD | USD<br>1,000      | USD 500          | USD 500           | Up to 3% | 1.50%  | Nil | Up to 1% |
| <b>N (USD) Income</b>              | USD | USD<br>1,000      | USD 500          | USD 500           | Up to 3% | 1.50%  | Nil | Up to 1% |
| <b>I (GBP) Accumulation</b>        | GBP | GBP<br>1,000,000  | GBP<br>100,000   | GBP<br>1,000,000  | Nil      | 0.75%  | Nil | Nil      |
| <b>I (GBP) Hedged Accumulation</b> | GBP | GBP<br>1,000,000  | GBP<br>100,000   | GBP<br>1,000,000  | Nil      | 0.75%  | Nil | Nil      |
| <b>I (GBP) Income</b>              | GBP | GBP<br>1,000,000  | GBP<br>100,000   | GBP<br>1,000,000  | Nil      | 0.75%  | Nil | Nil      |
| <b>S (GBP) Accumulation</b>        | GBP | GBP<br>1,000,000  | GBP 500          | GBP 500           | Nil      | 1.00%  | Nil | Nil      |
| <b>U1 (EUR) Accumulation</b>       | EUR | EUR<br>25,000,000 | EUR<br>2,500,000 | EUR<br>25,000,000 | Nil      | 0.675% | Nil | Nil      |
| <b>U1 (GBP) Accumulation</b>       | GBP | GBP<br>25,000,000 | GBP<br>2,500,000 | GBP<br>25,000,000 | Nil      | 0.675% | Nil | Nil      |
| <b>U1 (USD) Accumulation</b>       | USD | USD<br>25,000,000 | USD<br>2,500,000 | USD<br>25,000,000 | Nil      | 0.675% | Nil | Nil      |

|                                     |     |                   |                  |                   |     |        |     |     |
|-------------------------------------|-----|-------------------|------------------|-------------------|-----|--------|-----|-----|
| <b>U1 (GBP) Hedged Accumulation</b> | GBP | GBP<br>25,000,000 | GBP<br>2,500,000 | GBP<br>25,000,000 | Nil | 0.675% | Nil | Nil |
| <b>U1 (EUR) Hedged Accumulation</b> | EUR | EUR<br>25,000,000 | EUR<br>2,500,000 | EUR<br>25,000,000 | Nil | 0.675% | Nil | Nil |
| <b>U1 (EUR) Income</b>              | EUR | EUR<br>25,000,000 | EUR<br>2,500,000 | EUR<br>25,000,000 | Nil | 0.675% | Nil | Nil |
| <b>U1 (GBP) Income</b>              | GBP | GBP<br>25,000,000 | GBP<br>2,500,000 | GBP<br>25,000,000 | Nil | 0.675% | Nil | Nil |
| <b>U1 (USD) Income</b>              | USD | USD<br>25,000,000 | USD<br>2,500,000 | USD<br>25,000,000 | Nil | 0.675% | Nil | Nil |
| <b>U1 (EUR) Hedged Income</b>       | EUR | EUR<br>25,000,000 | EUR<br>2,500,000 | EUR<br>25,000,000 | Nil | 0.675% | Nil | Nil |
| <b>U1 (GBP) Hedged Income</b>       | GBP | GBP<br>25,000,000 | GBP<br>2,500,000 | GBP<br>25,000,000 | Nil | 0.675% | Nil | Nil |
| <b>U2 (GBP) Accumulation</b>        | GBP | GBP<br>50,000,000 | GBP<br>5,000,000 | GBP<br>50,000,000 | Nil | 0.60%  | Nil | Nil |
| <b>U2 (EUR) Accumulation</b>        | EUR | EUR<br>50,000,000 | EUR<br>5,000,000 | EUR<br>50,000,000 | Nil | 0.60%  | Nil | Nil |
| <b>U2 (USD) Accumulation</b>        | USD | USD<br>50,000,000 | USD<br>5,000,000 | USD<br>50,000,000 | Nil | 0.60%  | Nil | Nil |
| <b>U2 (EUR) Hedged Accumulation</b> | EUR | EUR<br>50,000,000 | EUR<br>5,000,000 | EUR<br>50,000,000 | Nil | 0.60%  | Nil | Nil |
| <b>U2 (GBP) Hedged Accumulation</b> | GBP | GBP<br>50,000,000 | GBP<br>5,000,000 | GBP<br>50,000,000 | Nil | 0.60%  | Nil | Nil |
| <b>U2 (EUR) Income</b>              | EUR | EUR<br>50,000,000 | EUR<br>5,000,000 | EUR<br>50,000,000 | Nil | 0.60%  | Nil | Nil |
| <b>U2 (GBP) Income</b>              | GBP | GBP<br>50,000,000 | GBP<br>5,000,000 | GBP<br>50,000,000 | Nil | 0.60%  | Nil | Nil |
| <b>U2 (USD) Income</b>              | USD | USD<br>50,000,000 | USD<br>5,000,000 | USD<br>50,000,000 | Nil | 0.60%  | Nil | Nil |



|                               |     |                   |                  |                   |     |       |     |     |
|-------------------------------|-----|-------------------|------------------|-------------------|-----|-------|-----|-----|
| <b>U2 (GBP) Hedged Income</b> | GBP | GBP<br>50,000,000 | GBP<br>5,000,000 | GBP<br>50,000,000 | Nil | 0.60% | Nil | Nil |
| <b>U2 (EUR) Hedged Income</b> | EUR | EUR<br>50,000,000 | EUR<br>5,000,000 | EUR<br>50,000,000 | Nil | 0.60% | Nil | Nil |

### Contingent Deferred Sales Charge

A contingent deferred sales charge may be payable on the repurchase of the Class B, Class C and Class C2 Shares of the Jupiter Merian World Equity Fund. The amount of the contingent deferred sales charge payable will depend on the length of time between the date the Shares were purchased and their repurchase at the rates set out below.

| Years since purchase | Contingent deferred sales charge as a percentage of the subscription price paid | Contingent deferred sales charge as a percentage of the subscription price paid | Contingent deferred sales charge as a percentage of the subscription price paid |
|----------------------|---|---|---|
|                      | Class B Shares  | Class C Shares  | Class C2 Shares   |
| 0 - 1                | 4.00%   | 1.00%   | 2.00%   |
| 1 - 2                | 3.00%   | Nil   | 1.00%   |
| 2 - 3                | 2.00%   | Nil   | Nil   |
| 3 - 4                | 1.00%   | Nil   | Nil   |
| 4 and thereafter     | None  | Nil   | Nil   |

Any contingent deferred sales charge will be payable to the Manager. The Manager may pay some or all of any contingent deferred sales charge to its delegates as reimbursement for the expense of distribution, intermediary and/or other services rendered to the Manager, the Company and the Jupiter Merian World Equity Fund. No contingent deferred sales charge shall be payable on Shares issued arising as a result of the reinvestment of dividends. No contingent deferred sales charge shall be payable on any increase on the Net Asset Value per Share above the subscription price paid for the Share and no contingent deferred sales charge shall be payable on transfers or conversions of Shares. For the purposes of determining whether a contingent deferred sales charge is payable any Shares redeemed shall be deemed to be those first subscribed.

A detailed summary of each of the fees and expenses of the Jupiter Merian World Equity Fund and the Company is set out in the section of the Prospectus headed “**Fees and Expenses**”.

For further details on the subscription, repurchase, transfer or conversion of Shares in the Jupiter Merian World Equity Fund please refer to the section of the Prospectus headed “**Subscriptions, Repurchases and Dealings in Shares**”.

### Distribution Policy

The Directors intend to declare a dividend in respect of the Classes of Shares of the Jupiter Merian World Equity Fund set out in the table below (the “**Distributing Share Classes**”).

The Directors intend to declare dividends in accordance with the distribution frequency set out in the table below. Dividends that are declared yearly will be declared on 31 December; dividends that are declared half-yearly will be declared on 30 June and 31 December; dividends that are declared quarterly will be declared on 31 March, 30 June, 30 September and 31 December; and dividends that are declared monthly will be declared on the last Business Day of each month.

| CLASS                | Distribution Frequency |
|----------------------|------------------------|
| Class L (CHF) Income | Yearly                 |
| Class L (EUR) Income | Yearly                 |

|                              |        |
|------------------------------|--------|
| Class L (GBP) Income         | Yearly |
| Class L (USD) Income         | Yearly |
| Class L (CHF) Hedged Income  | Yearly |
| Class L (EUR) Hedged Income  | Yearly |
| Class L (GBP) Hedged Income  | Yearly |
| Class I (CHF) Income         | Yearly |
| Class I (EUR) Income         | Yearly |
| Class I (USD) Income         | Yearly |
| Class I (CHF) Hedged Income  | Yearly |
| Class I (EUR) Hedged Income  | Yearly |
| Class N (USD) Income         | Yearly |
| Class I (GBP) Income         | Yearly |
| Class U1 (EUR) Income        | Yearly |
| Class U1 (GBP) Income        | Yearly |
| Class U1 (USD) Income        | Yearly |
| Class U1 (EUR) Hedged Income | Yearly |
| Class U1 (GBP) Hedged Income | Yearly |
| Class U2 (EUR) Income        | Yearly |
| Class U2 (GBP) Income        | Yearly |
| Class U2 (USD) Income        | Yearly |
| Class U2 (EUR) Hedged Income | Yearly |
| Class U2 (GBP) Hedged Income | Yearly |

It is the intention of the Directors that dividends will be paid from the Jupiter Merian World Equity Fund's net income.

For Share Classes that are not Distributing Share Classes, the Jupiter Merian World Equity Fund's income and capital gains will be reinvested in accordance with the investment objectives and investment policies of the Jupiter Merian World Equity Fund.

### **Risk Factors**

The attention of investors is drawn to the sections of the Prospectus headed "**Financial Derivative Instruments**" and "**Risk Factors**".

### **Material Contracts**

The following contract has been entered into and is, or may be, material in respect of the Jupiter Merian World Equity Fund:-

The Management and Distribution Agreement dated 31 October 2019 between the Company, the Manager and the Investment Manager.

---

## Jupiter Asset Management Series plc

---

An umbrella type open-ended investment company with variable capital and segregated liability between sub-funds and incorporated with limited liability under the laws of Ireland with registered number 271517, authorised by the Central Bank on 10 October 1997 as a UCITS, pursuant to the UCITS Regulations.

This Supplement contains information relating specifically to the Jupiter Merian North American Equity Fund (IRL), a sub-fund of Jupiter Asset Management Series plc (the "**Company**"), an open-ended umbrella fund with segregated liability between sub-funds.

**This Supplement forms part of and should be read in the context of and in conjunction with the Prospectus for the Company dated 30 November 2022 (the "Prospectus") which immediately precedes this Supplement and is incorporated herein.**

### Jupiter Merian North American Equity Fund (IRL)

30 November 2022

*Capitalised terms used herein shall have the meanings attributed to them in the Prospectus.*

The Directors of the Company whose names appear in the Prospectus under the heading "**Management and Administration**" accept responsibility for the information contained in this Supplement and the Prospectus. To the best of the knowledge and belief of the Directors (who have taken all reasonable care to ensure that such is the case) the information contained in this Supplement and in the Prospectus is in accordance with the facts and does not omit anything likely to affect the import of such information. The Directors accept responsibility accordingly.

**An investment in the Jupiter Merian North American Equity Fund (IRL) should not constitute a substantial proportion of an investor's investment portfolio and may not be appropriate for all investors.**

## **Investment Objective and Policies**

The objective of the Jupiter Merian North American Equity Fund (IRL) is to seek to achieve long term capital growth through the active management of a diversified portfolio invested primarily in North American stock markets. It is not proposed to concentrate investments in any one industry or sector.

The securities in which the Jupiter Merian North American Equity Fund (IRL) may invest shall include ordinary shares or common stock, ADRs, GDRs, preference shares and warrants, provided that any investment in warrants shall not comprise more than 5 per cent. of the Net Asset Value of the Jupiter Merian North American Equity Fund (IRL). The Jupiter Merian North American Equity Fund (IRL) will aim to achieve its investment objective by investing not less than 70% of its Net Asset Value directly in such securities. Subject to the investment restriction 2.1 of Schedule III in the Prospectus, the securities will be listed, traded or dealt in on a Regulated Market.

Subject to the investment restriction 2.1 of Schedule III in the Prospectus, the securities will principally be listed, traded or dealt in on a Regulated Market in the US and Canada. Up to one-third of the Net Asset Value of the Jupiter Merian North American Equity Fund (IRL) may be invested in the securities of issuers who are not domiciled in the US or who predominantly carry out their businesses or generate their revenue outside of the US at any one time.

The Jupiter Merian North American Equity Fund (IRL) may invest its liquid assets or may invest up to one third of the Net Asset Value for temporary defensive purposes in short-term securities such as commercial paper, bankers' acceptances, certificates of deposit and government securities issued by an OECD member country or by any supranational entity provided that the foregoing securities are denominated in USD, subject to the investment restriction 2.1 of Schedule III in the Prospectus, the securities are listed, traded or dealt in on a Regulated Market in an OECD member country and are rated Investment Grade or better.

The Jupiter Merian North American Equity Fund (IRL) may invest up to 5 per cent. of its Net Asset Value in open-ended collective investment schemes whose objective is to invest in any of the foregoing. Investment in collective investment schemes shall include both UCITS and alternative investment funds. In particular, any investment in open-ended alternative investment funds will be subject to Regulation 114(6) of the Central Bank (Supervision and Enforcement) Act 2013 (Section 48(1)) (Undertakings for Collective Investment in Transferable Securities) Regulations 2019 (the "Central Bank UCITS Regulations").

The Jupiter Merian North American Equity Fund (IRL) may invest up to 15 per cent. of its Net Asset Value in REITs listed, traded or dealt in on Regulated Markets that are not considered Emerging Markets.

The Jupiter Merian North American Equity Fund (IRL) may employ investment techniques and financial derivative instruments such as exchange traded futures solely for efficient portfolio management.

The Jupiter Merian North American Equity Fund (IRL) is denominated in USD but will hold assets denominated in other currencies. Consequently the Net Asset Value may rise and fall as a result of exchange rate fluctuations.

The Jupiter Merian North American Equity Fund (IRL) will use the commitment approach methodology for the calculation of its global exposure. As the Jupiter Merian North American Equity Fund (IRL) uses the commitment approach it must ensure that its global exposure does not exceed its total Net Asset Value and the Jupiter Merian North American Equity Fund (IRL) may not therefore be leveraged in excess of 100% of its Net Asset Value

## **Investment Approach**

The Jupiter Merian North American Equity Fund (IRL) is actively managed, which means the Investment Manager has freedom to select the investments in order to seek to achieve the investment objective of the Jupiter Merian North American Equity Fund (IRL). In seeking to achieve its investment

objective, the Jupiter Merian North American Equity Fund (IRL) aims to deliver a return, net of fees, greater than that of the MSCI North America Index (the “**Index**”) with net dividends re-invested over rolling 3 year periods.

The Index represents the performance of the large and mid-cap segments of the US and Canada markets.

The Jupiter Merian North American Equity Fund (IRL) is managed by the Investment Manager adopting a “systematic” investment process, which uses sophisticated computer models to analyse large volumes of data to select investments. Stocks are assessed in terms of the attractiveness of their valuation, quality, price trends, stable growth prospects, sentiment and company management. In addition, the Investment Manager takes other criteria, such as expected risk, trading costs and liquidity into consideration when constructing the Jupiter Merian North American Equity Fund (IRL)’s portfolio.

The Index is a representation of the markets in which the Jupiter Merian North American Equity Fund (IRL) primarily invests. Although a large proportion of the Jupiter Merian North American Equity Fund (IRL)’s investments may be components of the Index, the Investment Manager does not seek to replicate the performance of the Index; it is seeking to deliver a return, net of fees, greater than the Index. In particular, the Jupiter Merian North American Equity Fund (IRL) may invest in companies which are not included in the Index and the stock selection and portfolio construction process, as set out above, mean that the number of holdings and weightings of the companies, industries, sectors and countries of the holdings of the Jupiter Merian North American Equity Fund (IRL) may diverge materially from the Index. Therefore, the risk and return profile of the Jupiter Merian North American Equity Fund (IRL) will likely be significantly different to that of the Index. As set out above, the portfolio construction of the Jupiter Merian North American Equity Fund (IRL) involves considering risk, trading costs and liquidity. As part of this portfolio construction process, various controls are in place aiming to ensure risks are not concentrated in any one company, industry, sector or country.

### **Sustainability Approach**

Material sustainability risks are integrated into the investment decision making process. The active ownership approach considers material ESG factors and principal adverse impacts on sustainability factors which strengthen the assessment of the risks and opportunities that drive long-term value.

The Investment Manager incorporates an explicit ESG factor into portfolio construction and analysis alongside all other datapoints. The ESG factor is obtained by using independent third-party data. Analysis is conducted on the ranking of specific issuer and time series data on ESG scores. This information is embedded in the process and is linked to the assessment of stock returns and forecasts. This assessment also includes a reference against the benchmark to assess the impact on returns.

The Investment Manager has ultimate responsibility for the integration of sustainability risks within the investment decision-making process.

In the Investment Manager’s view, the integration of material sustainability risks in the investment process informs investment decisions and contributes to stronger risk adjusted returns over the long-term. The assessment of the likely impact of sustainability risks on returns involves both quantitative and qualitative judgments. The outcomes in accordance with Jupiter’s Responsible Investment Policy can be realised in the short term or achieved over multiple periods. Impacts may also be influenced by market conditions.

### *Status under the Taxonomy Regulation*

Further to the Taxonomy Regulation, the investments underlying the Jupiter Merian North American Equity Fund (IRL) do not take into account the EU criteria for environmentally sustainable economic activities.

Please refer to the sections headed “Environmental, Social and Governance (“ESG”) Investment Risk”, “Sustainability Risk” and “The Sustainable Finance Disclosure Regulation” for further information.

## **Profile of a Typical Investor**

A typical investor has a long term investment horizon and is prepared to accept a moderate to high level of volatility. This is not a guide to the future volatility of the Jupiter Merian North American Equity Fund (IRL) and may move over time. Investors may also refer to the KIID for the most up-to-date SRRI measurement of volatility.

## **Investment Manager**

The Investment Manager of the Jupiter Merian North American Equity Fund (IRL) is Jupiter Investment Management Limited.

## **Base Currency**

The Base Currency is USD for the Jupiter Merian North American Equity Fund (IRL).

## **Business Day**

In respect of the Jupiter Merian North American Equity Fund (IRL), means a day (excluding Saturdays, Sundays and public holidays) on which retail banks are open for business in Dublin and London and the New York Stock Exchange is open for business in New York.

## **Dealing Day**

Means in respect of the Jupiter Merian North American Equity Fund (IRL) every Business Day or such other days as the Directors may determine and provided that there shall be at least one Dealing Day each fortnight.

## **Classes of Shares**

The Classes of Shares in the Jupiter Merian North American Equity Fund (IRL) are distinguished principally on the basis of the initial charge, the redemption charge, the contingent deferred sales charge and the management and distribution fees applicable to them.

Class B, C, C2, L, N and S Shares are offered primarily as an investment to Retail Investors. Investors wishing to purchase Class B, C, C2, L, N or S Shares should do so via their financial intermediary.

Commencing from the Effective Date (as defined below), Class B Shares and Class C2 Shares, whether purchased before or after the Effective Date, will automatically convert into Shares in the corresponding Class L Shares upon the expiry of 4 years (Class B Shares), or 2 years (Class C2 Shares) from the date of the initial subscription into the relevant Class B Shares or Class C2 Shares. The Effective Date for these purposes shall be 31 March, 2017 or such later date as is required in order to implement the relevant enhancements necessary to process the automatic conversion.

Class I Shares may be offered in certain limited circumstances to Institutional Investors or distributors and platforms who have separate fee arrangements with their clients, and who in the Investment Manager's reasonable opinion are able to subscribe an amount in excess of the investment minimum as set out below. With regard to MiFID distributors, Class I Shares will be available to those providing portfolio management or independent investment advice as defined by the MiFID II Directive and those providing non independent advice who have a separate fee arrangement with their clients under which they have agreed not to receive and retain inducements.

Class U1 Shares are only available to investors who in the Manager or Investment Manager's reasonable opinion are able to subscribe an amount in excess of the investment minimum as set out below and who have agreed specific terms of business with the Manager or Investment Manager. With regard to MiFID distributors, Class U1 Shares will be available to those providing portfolio management or independent investment advice as defined by the MiFID II Directive and those providing non independent advice who have a separate fee arrangement with their clients under which they have agreed not to receive and retain inducements.

Class U2 Shares are offered only as an investment through designated financial intermediaries who have agreed specific terms of business with the Investment Manager. With regard to MiFID distributors, Class U2 Shares will be available to those providing portfolio management or independent investment advice as defined by the MiFID II Directive and those providing non independent advice who have a separate fee arrangement with their clients under which they have agreed not to receive and retain inducements.

Class P1 and P2 Shares are offered only as an investment through designated financial intermediaries and/or investors who have agreed specific terms of business with the Investment Manager.

### Initial Offer Period and Subscription Price

The Initial Offer Period for any Class of Shares in the Jupiter Merian North American Equity Fund (IRL) which is available but not yet launched will close on 29 May 2023. The initial offer period in respect of any new class of Shares may be shortened or extended by the Directors. The Central Bank will be notified in advance of any extension if subscriptions for Shares have been received and otherwise on an annual basis.

The initial subscription price of each Class of Shares during the Initial Offer Period shall be, depending on the denomination of the Share Class, AUD 10.00, CHF 10.00, EUR 10.00, GBP 10.00, RMB 10.00, SEK 10.00, SGD 10.00, USD 10.00.

### Fees and Expenses

#### Management Fee, Initial Charge, Redemption Fee, Distribution Fee and Minimum Investment and Holding Amounts

The amount of the fees for each of the various Classes of Shares of the Jupiter Merian North American Equity Fund (IRL) is set out below and is expressed as a percentage per annum of the Net Asset Value of each Class of Share in the Jupiter Merian North American Equity Fund (IRL).

| Class                       | Currency | Minimum Initial Investment | Minimum Subsequent Investment | Minimum Holding Requirement | Initial Charge | Management Fee | Redemption Fee | Distribution Fee | Performance Fee |
|-----------------------------|----------|----------------------------|-------------------------------|-----------------------------|----------------|----------------|----------------|------------------|-----------------|
| L (USD) Accumulation        | USD      | USD 500                    | USD 250                       | USD 500                     | Up to 5.00%    | 1.50%          | Nil            | Nil              | No              |
| L (CHF) Accumulation        | CHF      | CHF 500                    | CHF 250                       | CHF 500                     | Up to 5.00%    | 1.50%          | Nil            | Nil              | No              |
| L (EUR) Accumulation        | EUR      | EUR 500                    | EUR 250                       | EUR500                      | Up to 5.00%    | 1.50%          | Nil            | Nil              | No              |
| L (GBP) Accumulation        | GBP      | GBP 500                    | GBP 250                       | GBP 500                     | Up to 5.00%    | 1.50%          | Nil            | Nil              | No              |
| L (AUD) Hedged Accumulation | AUD      | AUD 500                    | AUD 250                       | AUD 500                     | Up to 5.00%    | 1.50%          | Nil            | Nil              | No              |
| L (CHF) Hedged Accumulation | CHF      | CHF 500                    | CHF 250                       | CHF 500                     | Up to 5.00%    | 1.50%          | Nil            | Nil              | No              |
| L (EUR) Hedged Accumulation | EUR      | EUR 500                    | EUR 250                       | EUR500                      | Up to 5.00%    | 1.50%          | Nil            | Nil              | No              |
| L (GBP) Hedged Accumulation | GBP      | GBP 500                    | GBP 250                       | GBP 500                     | Up to 5.00%    | 1.50%          | Nil            | Nil              | No              |

|                                     |     |                 |                |                |             |       |     |             |     |
|-------------------------------------|-----|-----------------|----------------|----------------|-------------|-------|-----|-------------|-----|
| <b>L (RMB) Hedged Accumulation</b>  | RMB | RMB 500         | RMB 250        | RMB 500        | Up to 5.00% | 1.50% | Nil | Nil         | No  |
| <b>L (SEK) Hedged Accumulation</b>  | SEK | SEK 500         | SEK 250        | SEK 500        | Up to 5.00% | 1.50% | Nil | Nil         | No  |
| <b>L (SGD) Hedged Accumulation</b>  | SGD | SGD 500         | SGD 250        | SGD 500        | Up to 5.00% | 1.50% | Nil | Nil         | No  |
| <b>L (CHF) Income</b>               | CHF | CHF 500         | CHF 250        | CHF 500        | Up to 5.00% | 1.50% | Nil | Nil         | No  |
| <b>L (EUR) Income</b>               | EUR | EUR 500         | EUR 250        | EUR500         | Up to 5.00% | 1.50% | Nil | Nil         | No  |
| <b>L (GBP) Income</b>               | GBP | GBP 500         | GBP 250        | GBP 500        | Up to 5.00% | 1.50% | Nil | Nil         | No  |
| <b>L (USD) Income</b>               | USD | USD 500         | USD 250        | USD 500        | Up to 5.00% | 1.50% | Nil | Nil         | No  |
| <b>L (CHF) Hedged Income</b>        | CHF | CHF 500         | CHF 250        | CHF 500        | Up to 5.00% | 1.50% | Nil | Nil         | No  |
| <b>L (EUR) Hedged Income</b>        | EUR | EUR 500         | EUR 250        | EUR500         | Up to 5.00% | 1.50% | Nil | Nil         | No  |
| <b>L (GBP) Hedged Income</b>        | GBP | GBP 500         | GBP 250        | GBP 500        | Up to 5.00% | 1.50% | Nil | Nil         | No  |
| <b>P1 (USD) Accumulation</b>        | USD | USD 150,000,000 | USD 75,000,000 | USD 75,000,000 | Nil         | 0.80% | Nil | Nil         | Yes |
| <b>P1 (GBP) Hedged Accumulation</b> | GBP | GBP 150,000,000 | GBP 75,000,000 | GBP 75,000,000 | Nil         | 0.80% | Nil | Nil         | Yes |
| <b>P1 (EUR) Hedged Accumulation</b> | EUR | EUR 150,000,000 | EUR 75,000,000 | EUR 75,000,000 | Nil         | 0.80% | Nil | Nil         | Yes |
| <b>P1 (CHF) Hedged Accumulation</b> | CHF | CHF 150,000,000 | CHF 75,000,000 | CHF 75,000,000 | Nil         | 0.80% | Nil | Nil         | Yes |
| <b>P1 (SGD) Hedged Accumulation</b> | SGD | SGD 150,000,000 | SGD 75,000,000 | SGD 75,000,000 | Nil         | 0.80% | Nil | Nil         | Yes |
| <b>B (USD) Accumulation</b>         | USD | USD 1,000       | USD 500        | USD 500        | Nil         | 1.50% | Nil | Up to 1%    | No  |
| <b>C (USD) Accumulation</b>         | USD | USD 1,000       | USD 500        | USD 500        | Up to 1.00% | 1.50% | Nil | Up to 1.50% | No  |
| <b>C2 (USD) Accumulation</b>        | USD | USD 1,000       | USD 500        | USD 500        | Up to 0.50% | 1.50% | Nil | Up to 1%    | No  |



|                                     |     |                 |                 |                 |          |       |     |          |     |
|-------------------------------------|-----|-----------------|-----------------|-----------------|----------|-------|-----|----------|-----|
| <b>I (CHF) Accumulation</b>         | CHF | CHF 1,000,000   | CHF 100,000     | CHF 1,000,000   | Nil      | 0.75% | Nil | Nil      | No  |
| <b>I (EUR) Accumulation</b>         | EUR | EUR 1,000,000   | EUR 100,000     | EUR 1,000,000   | Nil      | 0.75% | Nil | Nil      | No  |
| <b>I (USD) Accumulation</b>         | USD | USD 1,000,000   | USD 100,000     | USD 1,000,000   | Nil      | 0.75% | Nil | Nil      | No  |
| <b>I (CHF) Hedged Accumulation</b>  | CHF | CHF 1,000,000   | CHF 100,000     | CHF 1,000,000   | Nil      | 0.75% | Nil | Nil      | No  |
| <b>I (EUR) Hedged Accumulation</b>  | EUR | EUR 1,000,000   | EUR 100,000     | EUR 1,000,000   | Nil      | 0.75% | Nil | Nil      | No  |
| <b>I (CHF) Income</b>               | CHF | CHF 1,000,000   | CHF 100,000     | CHF 1,000,000   | Nil      | 0.75% | Nil | Nil      | No  |
| <b>I (EUR) Income</b>               | EUR | EUR 1,000,000   | EUR 100,000     | EUR 1,000,000   | Nil      | 0.75% | Nil | Nil      | No  |
| <b>I (USD) Income</b>               | USD | USD 1,000,000   | USD 100,000     | USD 1,000,000   | Nil      | 0.75% | Nil | Nil      | No  |
| <b>I (CHF) Hedged Income</b>        | CHF | CHF 1,000,000   | CHF 100,000     | CHF 1,000,000   | Nil      | 0.75% | Nil | Nil      | No  |
| <b>I (EUR) Hedged Income</b>        | EUR | EUR 1,000,000   | EUR 100,000     | EUR 1,000,000   | Nil      | 0.75% | Nil | Nil      | No  |
| <b>N (USD) Accumulation</b>         | USD | USD 1,000       | USD 500         | USD 500         | Up to 3% | 1.50% | Nil | Up to 1% | No  |
| <b>N (USD) Income</b>               | USD | USD 1,000       | USD 500         | USD 500         | Up to 3% | 1.50% | Nil | Up to 1% | No  |
| <b>I (GBP) Accumulation</b>         | GBP | GBP 1,000,000   | GBP 100,000     | GBP 1,000,000   | Nil      | 0.75% | Nil | Nil      | No  |
| <b>I (GBP) Hedged Accumulation</b>  | GBP | GBP 1,000,000   | GBP 100,000     | GBP 1,000,000   | Nil      | 0.75% | Nil | Nil      | No  |
| <b>I (GBP) Income</b>               | GBP | GBP 1,000,000   | GBP 100,000     | GBP 1,000,000   | Nil      | 0.75% | Nil | Nil      | No  |
| <b>I (GBP) Hedged Income</b>        | GBP | GBP 1,000,000   | GBP 100,000     | GBP 1,000,000   | Nil      | 0.75% | Nil | Nil      | No  |
| <b>P2 (USD) Accumulation</b>        | USD | USD 300,000,000 | USD 150,000,000 | USD 150,000,000 | Nil      | 0.15% | Nil | Nil      | Yes |
| <b>P2 (GBP) Hedged Accumulation</b> | GBP | GBP 300,000,000 | GBP 150,000,000 | GBP 150,000,000 | Nil      | 0.15% | Nil | Nil      | Yes |
| <b>P2 (EUR) Hedged</b>              | EUR | EUR 300,000,000 | EUR 150,000,000 | EUR 150,000,000 | Nil      | 0.15% | Nil | Nil      | Yes |

|                                     |     |                    |                    |                    |     |        |     |     |     |
|-------------------------------------|-----|--------------------|--------------------|--------------------|-----|--------|-----|-----|-----|
| <b>Accumulation</b>                 |     |                    |                    |                    |     |        |     |     |     |
| <b>P2 (GBP) Income</b>              | GBP | GBP<br>300,000,000 | GBP<br>150,000,000 | GBP<br>150,000,000 | Nil | 0.15%  | Nil | Nil | Yes |
| <b>P2 (USD) Income</b>              | USD | USD<br>300,000,000 | USD<br>150,000,000 | USD<br>150,000,000 | Nil | 0.15%  | Nil | Nil | Yes |
| <b>P2 (CHF) Hedged Accumulation</b> | CHF | CHF<br>300,000,000 | CHF<br>150,000,000 | CHF<br>150,000,000 | Nil | 0.15%  | Nil | Nil | Yes |
| <b>P2 (SGD) Hedged Accumulation</b> | SGD | SGD<br>300,000,000 | SGD<br>150,000,000 | SGD<br>150,000,000 | Nil | 0.15%  | Nil | Nil | Yes |
| <b>S (GBP) Accumulation</b>         | GBP | GBP<br>1,000,000   | GBP 500            | GBP 500            | Nil | 1.00%  | Nil | Nil | No  |
| <b>U1 (EUR) Accumulation</b>        | EUR | EUR<br>25,000,000  | EUR<br>2,500,000   | EUR<br>25,000,000  | Nil | 0.675% | Nil | Nil | No  |
| <b>U1 (GBP) Accumulation</b>        | GBP | GBP<br>25,000,000  | GBP<br>2,500,000   | GBP<br>25,000,000  | Nil | 0.675% | Nil | Nil | No  |
| <b>U1 (USD) Accumulation</b>        | USD | USD<br>25,000,000  | USD<br>2,500,000   | USD<br>25,000,000  | Nil | 0.675% | Nil | Nil | No  |
| <b>U1 (EUR) Hedged Accumulation</b> | EUR | EUR<br>25,000,000  | EUR<br>2,500,000   | EUR<br>25,000,000  | Nil | 0.675% | Nil | Nil | No  |
| <b>U1 (GBP) Hedged Accumulation</b> | GBP | GBP<br>25,000,000  | GBP<br>2,500,000   | GBP<br>25,000,000  | Nil | 0.675% | Nil | Nil | No  |
| <b>U1 (EUR) Income</b>              | EUR | EUR<br>25,000,000  | EUR<br>2,500,000   | EUR<br>25,000,000  | Nil | 0.675% | Nil | Nil | No  |
| <b>U1 (GBP) Income</b>              | GBP | GBP<br>25,000,000  | GBP<br>2,500,000   | GBP<br>25,000,000  | Nil | 0.675% | Nil | Nil | No  |
| <b>U1 (USD) Income</b>              | USD | USD<br>25,000,000  | USD<br>2,500,000   | USD<br>25,000,000  | Nil | 0.675% | Nil | Nil | No  |
| <b>U1 (EUR) Hedged Income</b>       | EUR | EUR<br>25,000,000  | EUR<br>2,500,000   | EUR<br>25,000,000  | Nil | 0.675% | Nil | Nil | No  |
| <b>U1 (GBP) Hedged Income</b>       | GBP | GBP<br>25,000,000  | GBP<br>2,500,000   | GBP<br>25,000,000  | Nil | 0.675% | Nil | Nil | No  |
| <b>U2 (EUR) Accumulation</b>        | EUR | EUR<br>50,000,000  | EUR<br>5,000,000   | EUR<br>50,000,000  | Nil | 0.60%  | Nil | Nil | No  |
| <b>U2 (GBP) Accumulation</b>        | GBP | GBP<br>50,000,000  | GBP<br>5,000,000   | GBP<br>50,000,000  | Nil | 0.60%  | Nil | Nil | No  |

|                                     |     |                   |                  |                   |     |       |     |     |    |
|-------------------------------------|-----|-------------------|------------------|-------------------|-----|-------|-----|-----|----|
| <b>U2 (USD) Accumulation</b>        | USD | USD<br>50,000,000 | USD<br>5,000,000 | USD<br>50,000,000 | Nil | 0.60% | Nil | Nil | No |
| <b>U2 (EUR) Hedged Accumulation</b> | EUR | EUR<br>50,000,000 | EUR<br>5,000,000 | EUR<br>50,000,000 | Nil | 0.60% | Nil | Nil | No |
| <b>U2 (GBP) Hedged Accumulation</b> | GBP | GBP<br>50,000,000 | GBP<br>5,000,000 | GBP<br>50,000,000 | Nil | 0.60% | Nil | Nil | No |
| <b>U2 (EUR) Income</b>              | EUR | EUR<br>50,000,000 | EUR<br>5,000,000 | EUR<br>50,000,000 | Nil | 0.60% | Nil | Nil | No |
| <b>U2 (GBP) Income</b>              | GBP | GBP<br>50,000,000 | GBP<br>5,000,000 | GBP<br>50,000,000 | Nil | 0.60% | Nil | Nil | No |
| <b>U2 (USD) Income</b>              | USD | USD<br>50,000,000 | USD<br>5,000,000 | USD<br>50,000,000 | Nil | 0.60% | Nil | Nil | No |
| <b>U2 (EUR) Hedged Income</b>       | EUR | EUR<br>50,000,000 | EUR<br>5,000,000 | EUR<br>50,000,000 | Nil | 0.60% | Nil | Nil | No |
| <b>U2 (GBP) Hedged Income</b>       | GBP | GBP<br>50,000,000 | GBP<br>5,000,000 | GBP<br>50,000,000 | Nil | 0.60% | Nil | Nil | No |

### Contingent Deferred Sales Charge

A contingent deferred sales charge may be payable on the repurchase of the Class B, Class C and Class C2 Shares of the Jupiter Merian North American Equity Fund (IRL). The amount of the contingent deferred sales charge payable will depend on the length of time between the date the Shares were purchased and their repurchase at the rates set out below.

| <b>Years since purchase</b> | <b>Contingent deferred sales charge as a percentage of the subscription price paid</b> | <b>Contingent deferred sales charge as a percentage of the subscription price paid</b> | <b>Contingent deferred sales charge as a percentage of the subscription price paid</b> |
|-----------------------------|--|--|--|
|                             | <b>Class B Shares</b>  | <b>Class C Shares</b>  | <b>Class C2 Shares</b>   |
| 0 - 1                       | 4.00%  | 1.00%  | 2.00%  |
| 1 - 2                       | 3.00%  | Nil  | 1.00%  |
| 2 - 3                       | 2.00%  | Nil  | Nil  |
| 3 - 4                       | 1.00%  | Nil  | Nil  |
| 4 and thereafter            | None   | Nil  | Nil  |

Any contingent deferred sales charge will be payable to the Manager. The Manager may pay some or all of any contingent deferred sales charge to its delegates as reimbursement for the expense of distribution, intermediary and/or other services rendered to the Manager, the Company and the Jupiter Merian North American Equity Fund (IRL). No contingent deferred sales charge shall be payable on Shares issued arising as a result of the reinvestment of dividends. No contingent deferred sales charge shall be payable on any increase on the Net Asset Value per Share above the subscription price paid for the Share and no contingent deferred sales charge shall be payable on transfers or conversions of Shares. For the purposes of determining whether a contingent deferred sales charge is payable any Shares redeemed shall be deemed to be those first subscribed.

### Performance Fee

With respect to the Jupiter Merian North American Equity Fund (IRL), the Investment Manager may be entitled to a performance fee out of the Jupiter Merian North American Equity Fund (IRL)'s assets. With respect to the Jupiter Merian North American Equity Fund (IRL), the performance fee is only applicable

to the following share classes: Class P1 (USD) Accumulation, Class P1 (GBP) Hedged Accumulation, Class P1 (SGD) Hedged Accumulation, Class P1 (CHF) Hedged Accumulation, Class P1 (EUR) Hedged Accumulation, Class P2 (USD) Accumulation, Class P2 (GBP) Hedged Accumulation, Class P2 (SGD) Hedged Accumulation, Class P2 (EUR) Hedged Accumulation, Class P2 (GBP) Income, Class P2 (USD) Income and Class P2 (CHF) Hedged Accumulation

The Performance Fee will be calculated and accrued daily and will be payable annually in arrears in respect of each Performance Period (“**Performance Period of the Jupiter Merian North American Equity Fund (IRL)**”). A Performance Period of the Jupiter Merian North American Equity Fund (IRL) will comprise of each successive twelve month period ending on 31 December. The Performance Fee (if any), will crystallise, become payable and will be credited to the Investment Manager at the end of each Performance Period. The Performance Fee is normally payable to the Investment Manager annually in arrears within 15 calendar days of the end of each Performance Period. In addition, if a Shareholder repurchases or converts all or part of their Shares before the end of a Performance Period, any accrued Performance Fee with respect to such Shares will crystallise on that Dealing Day and will then become immediately payable.

If a Share is repurchased or converted at any time other than at the end of a Performance Period, the Performance Fee attributable to such Share could be different from the Performance Fee that would be payable if such Share was not repurchased or converted until the end of the relevant Performance Period.

“**The Benchmark**” is the MSCI North America Index (Ticker: MXNA).

“**Valuation Point**” shall be 12.00 noon. (Irish time) on each Dealing Day.

“**The Benchmark Performance**” in respect of a Performance Period of the Jupiter Merian North American Equity Fund (IRL), the Benchmark Performance is the difference between the level of the Benchmark calculated at the Valuation Point on the last Business Day of the previous Performance Period of the Jupiter Merian North American Equity Fund (IRL) and the level of the Benchmark calculated at the Valuation Point on the last Business Day of the relevant Performance Period of the Jupiter Merian North American Equity Fund (IRL), expressed as a percentage.

The “**Share Class Performance**” in respect of the first Performance Period of the Jupiter Merian North American Equity Fund (IRL) is the difference between the opening Net Asset Value per Share and the Net Asset Value per Share at the Valuation Point on the last Business Day of the Performance Period of the Jupiter Merian North American Equity Fund (IRL), expressed as a percentage. For each Performance Period of the Jupiter Merian North American Equity Fund (IRL) thereafter, the Share Class Performance is the difference between the Net Asset Value per Share at the Valuation Point on the last Business Day of the previous Performance Period of the Jupiter Merian North American Equity Fund (IRL) and the Net Asset Value per Share at the Valuation Point on the last Business Day of the relevant Performance Period of the Jupiter Merian North American Equity Fund (IRL), expressed as a percentage.

Where a fair value adjustment has been made to the Net Asset Value per Share of the Jupiter Merian North American Equity Fund (IRL) then this will be excluded for the purposes of the calculation of the Performance Fee.

For hedged share classes the Benchmark will be the relevant hedged version of the Index. For all share classes, the Benchmark will be priced at the Benchmark valuation point according to the Benchmark provider’s pricing methodology. The exchange rates used in calculating the net asset values for all share classes will be the prevailing exchange rates at the Fund’s Valuation Point.

As outlined in the ‘Investment Approach’ section above, the Benchmark is consistent with the Jupiter Merian North American Equity Fund (IRL)’s investment strategy. Information on the Jupiter Merian North American Equity Fund (IRL)’s past performance measured against the Benchmark is included in the relevant KIID.

Calculation of the Net Asset Value per Share of each Class for Performance Fee purposes is net of all costs but no deduction will be made on account of Performance Fees accrued in the Performance Period of the Jupiter Merian North American Equity Fund (IRL), unless it is in the best interests of Shareholders to do so and any net income distributed to Shareholders in respect of the Performance Period of the Jupiter Merian North American Equity Fund (IRL) is added back.

The “**Percentage Outperformance**” in respect of Performance Periods of the Jupiter Merian North American Equity Fund (IRL) where Share Class Performance is greater than Benchmark Performance is the arithmetical difference between Share Class Performance and Benchmark Performance, expressed as a percentage. In respect of Performance Periods of the Jupiter Merian North American Equity Fund (IRL) where Share Class Performance is less than Benchmark Performance, such underperformance, being the arithmetical difference between Share Class Performance and Benchmark Performance expressed in percentage points, will be carried forward and no Performance Fee will be payable in any subsequent Performance Period of the Jupiter Merian North American Equity Fund (IRL) unless Share Class Performance measured against Benchmark Performance has recovered any accumulated percentage underperformance for previous periods. In the Performance Period of the Jupiter Merian North American Equity Fund (IRL) in which any accumulated percentage underperformance is recovered, only that part of the Percentage Outperformance for such period as exceeds the accumulated percentage underperformance carried forward is taken into account for the purposes of calculating the performance fee payable for the Performance Period of the Jupiter Merian North American Equity Fund (IRL).

The Performance Fees are calculated with reference to an adjusted average number of Shares in issue during the relevant Performance Period. The amount of Performance Fee payable in respect of each Share is a US Dollar amount equivalent to the opening Net Asset Value per Share on the first Business Day of the Performance Period of the Jupiter Merian North American Equity Fund (IRL) x Percentage Outperformance x 20 per cent. and is payable on the adjusted average number of Shares in issue during the Performance Period of the Jupiter Merian North American Equity Fund (IRL). The adjusted average number of Shares takes account of repurchases, conversions and subscriptions occurring during the relevant Performance Period.

For the purposes of the first calculation of the Performance Fee, the initial offer price in respect of each Share Class was taken as the opening Net Asset Value. The first Performance Period will begin on the date on which the first shares of the relevant share classes are issued and will end on 31 December of the same year.

The Performance Fee accrues and is taken into account in the calculation of the Net Asset Value per Share on a daily basis.

The amount of the Performance Fee will be calculated by the Administrator. The calculation of the Performance Fee shall be verified by the Depositary and, as a result, it is not anticipated to be open to the possibility of manipulation.

The calculation of the Performance Fee shall also be reviewed by the Auditors as part of the annual audit of the Company. The Investment Manager may, at its discretion, waive the Performance Fee payable in respect of a Performance Period of the Jupiter Merian North American Equity Fund (IRL).

**Performance Fees are payable on net realised and net unrealised gains and losses as at the end of each Performance Period of the Jupiter Merian North American Equity Fund (IRL) and as a result, Performance Fees may be paid on unrealised gains which may subsequently never be realised.**

Performance Fees may also be payable during a Performance Period of the Jupiter Merian North American Equity Fund (IRL) where there is a decline in the Net Asset Value per Share.

The methodology used in calculating the Performance Fee will impact Shareholders differently in relation to the payment of Performance Fees (with some Shareholders paying disproportionately higher Performance Fees in certain circumstances) and may also result in certain Shareholders having more

of their capital at risk at any time than others (as no equalisation methodology is employed in respect of the Performance Fee calculation).

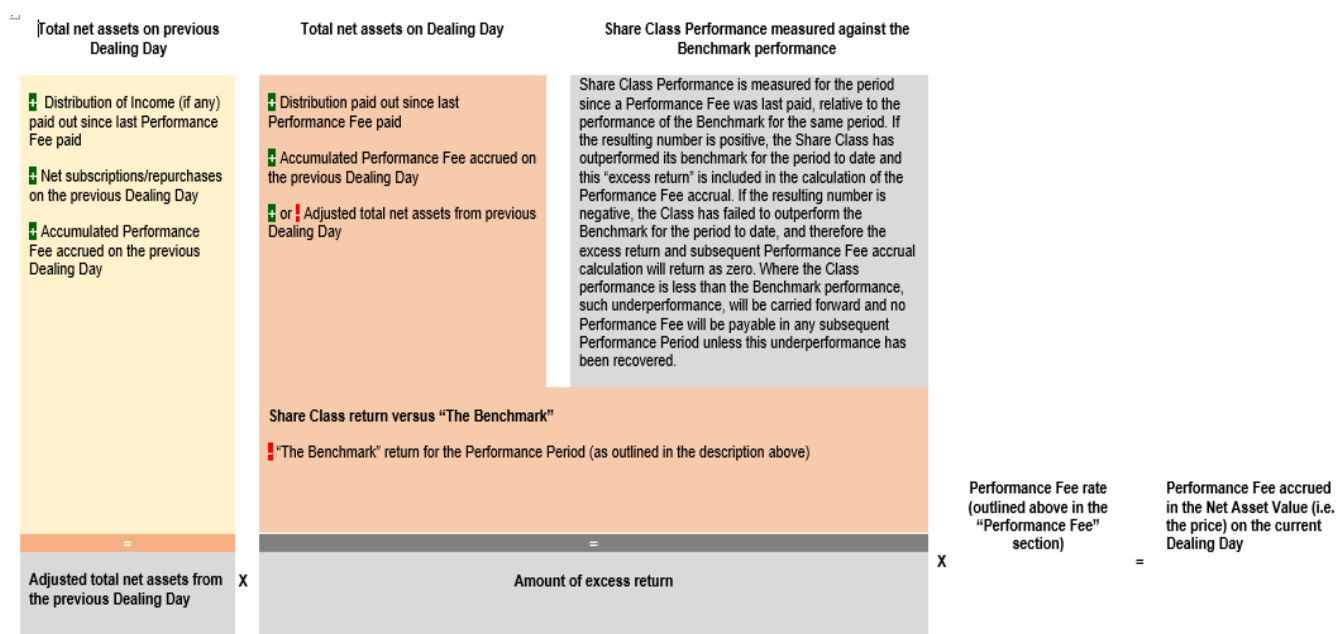
A detailed summary of each of the fees and expenses of the Jupiter Merian North American Equity Fund (IRL) and the Company is set out in the section of the Prospectus headed “**Fees and Expenses**”.

For further details on the subscription, repurchase, transfer or conversion of Shares in the Jupiter Merian North American Equity Fund (IRL) please refer to the section of the Prospectus headed “**Subscriptions, Repurchases and Dealings in Shares**”.

### Performance Fee Calculation Breakdown

In addition to the relevant Management Fee, the Investment Manager will be entitled to a Performance Fee in respect of the relevant Classes. The following details and examples are included for information purposes only.

#### Performance Fee Daily Calculation



**Important Information:** A Performance Fee may be charged even if the Class Performance is negative, so long as the Benchmark has decreased more than the Net Asset Value of the relevant Class.

#### Performance Fee – Examples

Please note that examples are illustrative only and are not intended to reflect any actual past performance or potential future performance. This example assumes that an investment of \$100,000 is made on the first day of the calendar year in one of the relevant Performance Fee Classes, which attracts a Performance Fee of 20%. The initial NAV per Share is calculated as \$10, and the number of shares remain unchanged.

|        | Number of shares | NAV Per Share | Share Class Return (Net of fees) | Benchmark Return | Out/Underperformance | Performance Fee Charged Per Share | NAV at End of Year |
|--------|------------------|---------------|----------------------------------|------------------|----------------------|-----------------------------------|--------------------|
| Year 1 | 10,000           | \$10.00       | 20%                              | 5%               | 15%                  | \$0.30                            | \$11.70            |

|        |        |         |      |      |     |        |         |
|--------|--------|---------|------|------|-----|--------|---------|
| Year 2 | 10,000 | \$11.70 | -10% | -15% | 5%  | \$0.12 | \$10.41 |
| Year 3 | 10,000 | \$10.41 | 10%  | 13%  | -3% | \$0    | \$11.45 |
| Year 4 | 10,000 | \$11.45 | -6%  | -14% | 5%  | \$0.10 | \$10.66 |

**Year 1** Class outperforms the Benchmark (please see “Out/Underperformance” in the table above). Performance Fee payable; a new Performance Period begins.

**Year 2** Class Performance is negative, but still outperforms the Benchmark (please see “Out/Underperformance” in the table above) Performance Fee payable; a new Performance Period begins.

**Year 3** Class underperforms the Benchmark (please see “Out/ Underperformance” in the table above). No Performance Fee payable; Measurement for that Performance Period is extended into the next Performance Period.

**Year 4** Though Class performance is negative, it goes from underperforming the Benchmark to outperforming it (i.e. the class has outperformed the benchmark, which includes having recovered any previous underperformance from year 3, please see “Out/ Underperformance” in the table above). Performance Fee payable; a new Performance Period begins.

### Distribution Policy

The Directors intend to declare a dividend in respect of the Classes of Shares of the Jupiter Merian North American Equity Fund (IRL) set out in the table below (the “**Distributing Share Classes**”).

The Directors intend to declare dividends in accordance with the distribution frequency set out in the table below. Dividends that are declared yearly will be declared on 31 December; dividends that are declared half-yearly will be declared on 30 June and 31 December; dividends that are declared quarterly will be declared on 31 March, 30 June, 30 September and 31 December; and dividends that are declared monthly will be declared on the last Business Day of each month.

| <b>CLASS</b>                 | <b>Distribution Frequency</b> |
|------------------------------|-------------------------------|
| Class L (CHF) Income         | Yearly                        |
| Class L (EUR) Income         | Yearly                        |
| Class L (GBP) Income         | Yearly                        |
| Class L (USD) Income         | Yearly                        |
| Class L (CHF) Hedged Income  | Yearly                        |
| Class L (EUR) Hedged Income  | Yearly                        |
| Class L (GBP) Hedged Income  | Yearly                        |
| Class I (CHF) Income         | Yearly                        |
| Class I (EUR) Income         | Yearly                        |
| Class I (USD) Income         | Yearly                        |
| Class I (CHF) Hedged Income  | Yearly                        |
| Class I (EUR) Hedged Income  | Yearly                        |
| Class N (USD) Income         | Yearly                        |
| Class I (GBP) Income         | Yearly                        |
| Class I (GBP) Hedged Income  | Yearly                        |
| Class P2 (GBP) Income        | Yearly                        |
| Class P2 (USD) Income        | Quarterly*                    |
| Class U1 (EUR) Income        | Yearly                        |
| Class U1 (GBP) Income        | Yearly                        |
| Class U1 (USD) Income        | Yearly                        |
| Class U1 (EUR) Hedged Income | Yearly                        |
| Class U1 (GBP) Hedged Income | Yearly                        |
| Class U2 (EUR) Income        | Yearly                        |
| Class U2 (GBP) Income        | Yearly                        |

|                              |        |
|------------------------------|--------|
| Class U2 (USD) Income        | Yearly |
| Class U2 (EUR) Hedged Income | Yearly |
| Class U2 (GBP) Hedged Income | Yearly |

\*The first quarterly dividend for the Class P2 (USD) Income Class will be declared on 31 March, 2019.

It is the intention of the Directors that dividends will be paid from the Jupiter Merian North American Equity Fund (IRL)'s net income.

For Share Classes that are not Distributing Share Classes, the Jupiter Merian North American Equity Fund (IRL)'s income and capital gains will be reinvested in accordance with the investment objectives and investment policies of the Jupiter Merian North American Equity Fund (IRL).

**Risk Factors**

The attention of investors is drawn to the sections of the Prospectus headed “**Financial Derivative Instruments**” and “**Risk Factors**”.

**Material Contracts**

The following contract has been entered into and is, or may be, material in respect of the Jupiter Merian North American Equity Fund (IRL):-

The Management and Distribution Agreement dated 31 October 2019 between the Company, the Manager and the Investment Manager.



---

## Jupiter Asset Management Series plc

---

An umbrella type open-ended investment company with variable capital and segregated liability between sub-funds and incorporated with limited liability under the laws of Ireland with registered number 271517, authorised by the Central Bank on 10 October 1997 as a UCITS, pursuant to the UCITS Regulations.

This Supplement contains information relating specifically to the Jupiter Merian US Equity Income Fund, a sub-fund of Jupiter Asset Management Series plc (the "**Company**"), an open-ended umbrella fund with segregated liability between sub-funds.

**This Supplement forms part of and should be read in the context of and in conjunction with the Prospectus for the Company dated 30 November 2022 (the "Prospectus") which immediately precedes this Supplement and is incorporated herein.**

### Jupiter Merian US Equity Income Fund

30 November 2022

*Capitalised terms used herein shall have the meanings attributed to them in the Prospectus.*

The Directors of the Company whose names appear in the Prospectus under the heading "**Management and Administration**" accept responsibility for the information contained in this Supplement and the Prospectus. To the best of the knowledge and belief of the Directors (who have taken all reasonable care to ensure that such is the case) the information contained in this Supplement and in the Prospectus is in accordance with the facts and does not omit anything likely to affect the import of such information. The Directors accept responsibility accordingly.

**Shareholders of the Jupiter Merian US Equity Income Fund should note that all/ part of fees and expenses will be charged to the capital at a Fund or Share Class level. This will have the effect of lowering the capital value of your investment.**

**For Fixed Distribution Share Classes, shareholders should note that distributions, may be declared out of the capital of the Jupiter Merian US Equity Income Fund. Therefore, there is a greater risk that capital may be eroded and distribution will be achieved by foregoing the potential for future capital growth of your investment. This cycle may continue until all capital is depleted. Distributions out of capital may have different tax consequences to distributions of income and it is recommended that you seek appropriate advice in this regard.**

## Investment Objective and Policies

The objective of the Jupiter Merian US Equity Income Fund is to seek to achieve asset growth through investment in a diversified portfolio of equity and equity-related securities.

As part of the Jupiter Merian US Equity Income Fund's strategy it will focus on developing a stock portfolio that is expected to deliver total returns while satisfying the income requirements of investors. In this regard, the Investment Manager's stock selection process looks for a stock portfolio that can offer both attractive dividends as well as capital growth.

The Jupiter Merian US Equity Income Fund will seek to achieve a higher dividend yield than the broader US equity market. The portfolio will be constructed to ensure that the weighted average expected yield of the portfolio is greater than that of the broader US equity market, while some of the individual stocks within the portfolio may not pay any dividend.

The securities in which the Jupiter Merian US Equity Income Fund may invest shall include ordinary shares or common stock, ADRs, GDRs, preference shares and warrants provided that investments in warrants shall not comprise more than 5 per cent. of the Net Asset Value of the Jupiter Merian US Equity Income Fund. The Jupiter Merian US Equity Income Fund will aim to achieve its investment objective by investing not less than 70% of its Net Asset Value directly in such securities. Up to 25 per cent. of the Net Asset Value of the Jupiter Merian US Equity Income Fund may be invested in the securities of non-US issuers at any one time.

Subject to the investment restriction 2.1 of Schedule III in the Prospectus, the securities will principally be listed, traded or dealt in on a Regulated Market in the US.

The Jupiter Merian US Equity Income Fund may invest its liquid assets or may invest up to one third of the Net Asset Value for temporary defensive purposes in short-term securities such as commercial paper, bankers' acceptances, certificates of deposit and government securities issued by an OECD member country or by any supranational entity provided that the foregoing securities are denominated in USD, subject to the investment restriction 2.1 of Schedule III in the Prospectus, the securities are listed, traded or dealt in on a Regulated Market in an OECD member country and are rated Investment Grade or better.

The Jupiter Merian US Equity Income Fund may invest up to 5 per cent. of its Net Asset Value in open-ended collective investment schemes whose objective is to invest in any of the foregoing. Investment in collective investment schemes shall include both UCITS and alternative investment funds. In particular, any investment in open-ended alternative investment funds will be subject to Regulation 114(6) of the Central Bank (Supervision and Enforcement) Act 2013 (Section 48(1)) (Undertakings for Collective Investment in Transferable Securities) Regulations 2019 (the "Central Bank UCITS Regulations").

The Jupiter Merian US Equity Income Fund may invest up to 10 per cent. of its Net Asset Value in REITs listed, traded or dealt in on Regulated Markets that are not considered Emerging Markets.

The Jupiter Merian US Equity Income Fund may employ the following investment techniques and instruments which may be exchange-traded or over-the-counter derivatives - futures (currency future contracts), and forward settled transactions. Such derivative instruments may be used for (i) hedging purposes, (ii) efficient portfolio management, and/or (iii) investment purposes, subject to the conditions and within the limits from time to time laid down by the Central Bank. All exposure arising through the investment in financial derivative instruments will be covered by the underlying assets of the Jupiter Merian US Equity Income Fund. The Jupiter Merian US Equity Income Fund will use the commitment approach methodology to accurately measure, monitor and manage the "leverage" effect produced by the use of financial derivative instruments and for the calculation of its global exposure. As the Jupiter Merian US Equity Income Fund uses the commitment approach it must ensure that its global exposure does not exceed its total net asset value. The use of such financial derivative instruments will result in minimal leverage of up to 10 per cent. of the Net Asset Value of the Jupiter Merian US Equity Income Fund under the commitment approach. In using the commitment approach for the calculation of global exposure, the Jupiter Merian US Equity Income Fund will convert each derivative position into the market value of an equivalent position in the underlying asset of that derivative.

Futures contracts (including currency futures, equity futures and index futures) may be used to hedge against market risk. A currency future is a transferable futures contract that specifies the price at which a currency can be bought or sold at a future date. An equity futures contract trades on an organised exchange. An index future is a futures contract on a stock or financial index. For each index there may be a different multiple for determining the price of the futures contract. Futures contracts may be used to hedge against market risk or to equitise cash balances pending investment of a cash flow.

Forward contracts (including FX forwards) may be used to hedge the value of an asset, currency or deposit. An FX forward contract is a transaction in which it is agreed to exchange a specified amount of different currencies at some future date, with the exchange rate being set at the time the contract is entered into. FX forward contracts may be used to hedge against currency movements and provide currency risk management.

The Jupiter Merian US Equity Income Fund may use derivatives to acquire synthetic long and synthetic short positions over a variety of time periods (depending on current market conditions and the Investment Manager's view relative to those conditions) in accordance with the requirements of the Central Bank. The expected range for the long and short positions the Jupiter Merian US Equity Income Fund may take is between 0% to 10 % short exposures in combination with 0% to 10% long exposures. The Jupiter Merian US Equity Income Fund's short exposure will be used for liquidity management purposes.

The Jupiter Merian US Equity Income Fund is denominated in USD.

### **Investment Approach**

The Jupiter Merian US Equity Income Fund is actively managed, which means the Investment Manager has freedom to select the investments in order to seek to achieve the investment objective of the Jupiter Merian US Equity Income Fund. In seeking to achieve its investment objective, the Jupiter Merian US Equity Income Fund aims to deliver a return, net of fees, greater than that of the MSCI USA Index (the "**Index**") with net dividends re-invested over rolling 3 year periods.

The Index represents the performance of the large and mid-cap segments of the US market.

The Jupiter Merian US Equity Income Fund is managed by the Investment Manager adopting a "systematic" investment process, which uses sophisticated computer models to analyse large volumes of data to select investments. Stocks are assessed in terms of the attractiveness of their valuation, quality, price trends, stable growth prospects, sentiment and company management. In addition, the Investment Manager takes other criteria such as expected risk, trading costs, expected dividends and liquidity into consideration when constructing the Jupiter Merian US Equity Income Fund's portfolio.

The Index is a representation of the markets in which the Jupiter Merian US Equity Income Fund primarily invests. Although a large proportion of the Jupiter Merian US Equity Income Fund's investments may be components of the Index, the Investment Manager does not seek to replicate the performance of the Index; it is seeking to deliver a return, net of fees, greater than the Index. In particular, the Jupiter Merian US Equity Income Fund may invest in companies which are not included in the Index and the stock selection and portfolio construction process, as set out above, mean that the number of holdings and weightings of the companies, industries, sectors and countries of the holdings of the Jupiter Merian US Equity Income Fund may diverge materially from the Index. Therefore, the risk and return profile of the Jupiter Merian US Equity Income Fund will likely be significantly different to that of the Index. As set out above, the portfolio construction of the Jupiter Merian US Equity Income Fund involves considering risk, trading costs and liquidity. As part of this portfolio construction process, various controls are in place aiming to ensure risks are not concentrated in any one company, industry, sector or country.

## **Sustainability Approach**

Material sustainability risks are integrated into the investment decision making process. The active ownership approach considers material ESG factors and principal adverse impacts on sustainability factors which strengthen the assessment of the risks and opportunities that drive long-term value.

The Investment Manager incorporates an explicit ESG factor into portfolio construction and analysis alongside all other datapoints. The ESG factor is obtained by using independent third-party data. Analysis is conducted on the ranking of specific issuer and time series data on ESG scores. This information is embedded in the process and is linked to the assessment of stock returns and forecasts. This assessment also includes a reference against the benchmark to assess the impact on returns.

The Investment Manager has ultimate responsibility for the integration of sustainability risks within the investment decision-making process.

In the Investment Manager's view, the integration of material sustainability risks in the investment process informs investment decisions and contributes to stronger risk adjusted returns over the long-term. The assessment of the likely impact of sustainability risks on returns involves both quantitative and qualitative judgments. The outcomes in accordance with Jupiter's Responsible Investment Policy can be realised in the short term or achieved over multiple periods. Impacts may also be influenced by market conditions.

### *Status under the Taxonomy Regulation*

Further to the Taxonomy Regulation, the investments underlying the Jupiter Merian US Equity Income Fund do not take into account the EU criteria for environmentally sustainable economic activities.

Please refer to the sections headed "Environmental, Social and Governance ("ESG") Investment Risk", "Sustainability Risk" and "The Sustainable Finance Disclosure Regulation" for further information.

## **Profile of a Typical Investor**

A typical investor has a long term investment horizon and is prepared to accept a moderate to high level of volatility. This is not a guide to the future volatility of the Jupiter Merian US Equity Income Fund and may move over time. Investors may also refer to the KIID for the most up-to-date SRRI measurement of volatility.

## **Investment Manager**

The Investment Manager of the Jupiter Merian US Equity Income Fund is Jupiter Investment Management Limited.

## **Base Currency**

The Base Currency is USD for the Jupiter Merian US Equity Income Fund.

## **Business Day**

In respect of the Jupiter Merian US Equity Income Fund, means a day (excluding Saturdays, Sundays and public holidays) on which retail banks are open for business in Dublin, London and the New York Stock Exchange is open for business in New York.

## **Dealing Day**

Means in respect of the Jupiter Merian US Equity Income Fund every Business Day or such other days as the Directors may determine and provided that there shall be at least one Dealing Day each fortnight.

## **Classes of Shares**

The Classes of Shares in the Jupiter Merian US Equity Income Fund are distinguished principally on the basis of the initial charge, the redemption charge, the contingent deferred sales charge and the management and distribution fees applicable to them.

Class B, C, C2, L, N and S Shares are offered primarily as an investment to Retail Investors. Investors wishing to purchase Class B, C, C2, L, N or S Shares should do so via their financial intermediary.

Commencing from the Effective Date (as defined below), Class B Shares and Class C2 Shares, whether purchased before or after the Effective Date, will automatically convert into Shares in the corresponding Class L Shares upon the expiry of 4 years (Class B Shares), or 2 years (Class C2 Shares) from the date of the initial subscription into the relevant Class B Shares or Class C2 Shares. The Effective Date for these purposes shall be 31 March, 2017 or such later date as is required in order to implement the relevant enhancements necessary to process the automatic conversion.

Class I Shares may be offered in certain limited circumstances to Institutional Investors or distributors and platforms who have separate fee arrangements with their clients, and who in the Investment Manager's reasonable opinion are able to subscribe an amount in excess of the investment minimum as set out below. With regard to MiFID distributors, Class I Shares will be available to those providing portfolio management or independent investment advice as defined by the MiFID II Directive and those providing non independent advice who have a separate fee arrangement with their clients under which they have agreed not to receive and retain inducements.

Class U1 Shares are only available to investors who in the Manager or Investment Manager's reasonable opinion are able to subscribe an amount in excess of the investment minimum as set out below and who have agreed specific terms of business with the Manager or Investment Manager. With regard to MiFID distributors, Class U1 Shares will be available to those providing portfolio management or independent investment advice as defined by the MiFID II Directive and those providing non independent advice who have a separate fee arrangement with their clients under which they have agreed not to receive and retain inducements.

Class U2 Shares are offered only as an investment through designated financial intermediaries who have agreed specific terms of business with the Investment Manager.

With regard to MiFID distributors, Class U2 Shares will be available to those providing portfolio management or independent investment advice as defined by the MiFID II Directive and those providing non independent advice who have a separate fee arrangement with their clients under which they have agreed not to receive and retain inducements.

## **Initial Offer Period and Subscription Price**

The Initial Offer Period for any Class of Shares in the Jupiter Merian US Equity Income Fund which is available but not yet launched will close on 29 May 2023. The initial offer period in respect of any new class of Shares may be shortened or extended by the Directors. The Central Bank will be notified in advance of any extension if subscriptions for Shares have been received and otherwise on an annual basis.

The initial subscription price of each Class of Shares during the Initial Offer Period shall be, depending on the denomination of the Share Class, EUR 10.00, GBP 10.00, SEK 10.00, SGD 10.00, USD 10.00, AUD 10.00, ZAR 10.00.

## **Fees and Expenses**

### **Management Fee, Initial Charge, Redemption Fee, Distribution Fee and Minimum Investment and Holding Amounts**

The amount of the fees for each of the various Classes of Shares of the Jupiter Merian US Equity Income Fund is set out below and is expressed as a percentage per annum of the Net Asset Value of each Class of Share in the Jupiter Merian US Equity Income Fund.

| Class                              | Currency | Minimum Initial Investment | Minimum Subsequent Investment | Minimum Holding Requirement | Initial Charge | Management Fee | Redemption Fee | Distribution Fee |
|------------------------------------|----------|----------------------------|-------------------------------|-----------------------------|----------------|----------------|----------------|------------------|
| <b>L (USD) Accumulation</b>        | USD      | USD 500                    | USD 250                       | USD 500                     | Up to 5.00%    | 1.50%          | Nil            | Nil              |
| <b>L (USD) Income</b>              | USD      | USD 500                    | USD 250                       | USD 500                     | Up to 5.00%    | 1.50%          | Nil            | Nil              |
| <b>L (USD) Income (F)</b>          | USD      | USD 500                    | USD 250                       | USD 500                     | Up to 5.00%    | 1.50%          | Nil            | Nil              |
| <b>L (EUR) Accumulation</b>        | EUR      | EUR 500                    | EUR 250                       | EUR500                      | Up to 5.00%    | 1.50%          | Nil            | Nil              |
| <b>L (EUR) Hedged Accumulation</b> | EUR      | EUR 500                    | EUR 250                       | EUR500                      | Up to 5.00%    | 1.50%          | Nil            | Nil              |
| <b>L (EUR) Income</b>              | EUR      | EUR 500                    | EUR 250                       | EUR500                      | Up to 5.00%    | 1.50%          | Nil            | Nil              |
| <b>L (SEK) Hedged Accumulation</b> | SEK      | SEK 500                    | SEK 250                       | SEK 500                     | Up to 5.00%    | 1.50%          | Nil            | Nil              |
| <b>L (GBP) Income</b>              | GBP      | GBP500                     | GBP 250                       | GBP 500                     | Up to 5.00%    | 1.50%          | Nil            | Nil              |
| <b>L (SGD) Hedged Income</b>       | SGD      | SGD 500                    | SGD 250                       | SGD 500                     | Up to 5.00%    | 1.50%          | Nil            | Nil              |
| <b>L (GBP) Accumulation</b>        | GBP      | GBP500                     | GBP 250                       | GBP 500                     | Up to 5.00%    | 1.50%          | Nil            | Nil              |
| <b>L (AUD) Hedged Income</b>       | AUD      | AUD 500                    | AUD 250                       | AUD 500                     | Up to 5.00%    | 1.50%          | Nil            | Nil              |
| <b>L (AUD) Hedged Income (F)</b>   | AUD      | AUD 500                    | AUD 250                       | AUD 500                     | Up to 5.00%    | 1.50%          | Nil            | Nil              |
| <b>L (ZAR) Hedged Income</b>       | ZAR      | ZAR 500                    | ZAR 250                       | ZAR 500                     | Up to 5.00%    | 1.50%          | Nil            | Nil              |
| <b>L (ZAR) Hedged Income (F)</b>   | ZAR      | ZAR 500                    | ZAR 250                       | ZAR 500                     | Up to 5.00%    | 1.50%          | Nil            | Nil              |

|   |     |                  |                |                  |             |       |     |                |
|---|-----|------------------|----------------|------------------|-------------|-------|-----|----------------|
| <b>B (USD)<br/>Accumul<br/>ation</b>              | USD | USD 1,000        | USD 500        | USD 500          | Nil         | 1.50% | Nil | Up to 1%       |
| <b>B (USD)<br/>Income</b>                         | USD | USD 1,000        | USD 500        | USD 500          | Nil         | 1.50% | Nil | Up to 1%       |
| <b>B (AUD)<br/>Hedged<br/>Income</b>              | AUD | AUD 1,000        | AUD 500        | AUD 500          | Nil         | 1.50% | Nil | Up to 1%       |
| <b>B (ZAR)<br/>Hedged<br/>Income</b>              | ZAR | ZAR 1,000        | ZAR 500        | ZAR 500          | Nil         | 1.50% | Nil | Up to 1%       |
| <b>C (USD)<br/>Accumul<br/>ation</b>              | USD | USD 1,000        | USD 500        | USD 500          | Up to 1.00% | 1.50% | Nil | Up to<br>1.50% |
| <b>C (USD)<br/>Income</b>                         | USD | USD 1,000        | USD 500        | USD 500          | Up to 1.00% | 1.50% | Nil | Up to<br>1.50% |
| <b>C2 (USD)<br/>Income</b>                        | USD | USD 1,000        | USD 500        | USD 500          | Up to 0.50% | 1.50% | Nil | Up to 1%       |
| <b>C2 (USD)<br/>Income<br/>(F)</b>                | USD | USD 1,000        | USD 500        | USD 500          | Up to 0.50% | 1.50% | Nil | Up to 1%       |
| <b>C2<br/>(AUD)<br/>Hedged<br/>Income</b>         | AUD | AUD 1,000        | AUD 500        | AUD 500          | Up to 0.50% | 1.50% | Nil | Up to 1%       |
| <b>C2<br/>(AUD)<br/>Hedged<br/>Income<br/>(F)</b> | AUD | AUD 1,000        | AUD 500        | AUD 500          | Up to 0.50% | 1.50% | Nil | Up to 1%       |
| <b>C2 (ZAR)<br/>Hedged<br/>Income</b>             | ZAR | ZAR 1,000        | ZAR 500        | ZAR 500          | Up to 0.50% | 1.50% | Nil | Up to 1%       |
| <b>C2 (ZAR)<br/>Hedged<br/>Income<br/>(F)</b>     | ZAR | ZAR 1,000        | ZAR 500        | ZAR 500          | Up to 0.50% | 1.50% | Nil | Up to 1%       |
| <b>I (USD)<br/>Accumul<br/>ation</b>              | USD | USD<br>1,000,000 | USD<br>100,000 | USD<br>1,000,000 | Nil         | 0.75% | Nil | Nil            |
| <b>I (USD)<br/>Income</b>                         | USD | USD<br>1,000,000 | USD<br>100,000 | USD<br>1,000,000 | Nil         | 0.75% | Nil | Nil            |
| <b>I (EUR)<br/>Accumul<br/>ation</b>              | EUR | EUR<br>1,000,000 | EUR<br>100,000 | EUR<br>1,000,000 | Nil         | 0.75% | Nil | Nil            |
| <b>I (EUR)<br/>Income</b>                         | EUR | EUR<br>1,000,000 | EUR<br>100,000 | EUR<br>1,000,000 | Nil         | 0.75% | Nil | Nil            |

|   |     |                   |                  |                   |          |        |     |          |
|---|-----|-------------------|------------------|-------------------|----------|--------|-----|----------|
| <b>N (USD)<br/>Accumul<br/>ation</b>      | USD | USD 1,000         | USD 500          | USD 500           | Up to 3% | 1.50%  | Nil | Up to 1% |
| <b>N (USD)<br/>Income</b>                 | USD | USD 1,000         | USD 500          | USD 500           | Up to 3% | 1.50%  | Nil | Up to 1% |
| <b>I (GBP)<br/>Accumul<br/>ation</b>      | GBP | GBP<br>1,000,000  | GBP<br>100,000   | GBP<br>100,000    | Nil      | 0.75%  | Nil | Nil      |
| <b>I (GBP)<br/>Income</b>                 | GBP | GBP<br>1,000,000  | GBP<br>100,000   | GBP<br>1,000,000  | Nil      | 0.75%  | Nil | Nil      |
| <b>S (GBP)<br/>Accumul<br/>ation</b>      | GBP | GBP<br>1,000,000  | GBP 500          | GBP 500           | Nil      | 1.00%  | Nil | Nil      |
| <b>U1<br/>(GBP)<br/>Accumul<br/>ation</b> | GBP | GBP<br>25,000,000 | GBP<br>2,500,000 | GBP<br>25,000,000 | Nil      | 0.675% | Nil | Nil      |
| <b>U1<br/>(GBP)<br/>Income</b>            | GBP | GBP<br>25,000,000 | GBP<br>2,500,000 | GBP<br>25,000,000 | Nil      | 0.675% | Nil | Nil      |
| <b>U2<br/>(GBP)<br/>Accumul<br/>ation</b> | GBP | GBP<br>50,000,000 | GBP<br>5,000,000 | GBP<br>50,000,000 | Nil      | 0.60%  | Nil | Nil      |
| <b>U2<br/>(GBP)<br/>Income</b>            | GBP | GBP<br>50,000,000 | GBP<br>5,000,000 | GBP<br>50,000,000 | Nil      | 0.60%  | Nil | Nil      |

Shareholders of the Jupiter Merian US Equity Income Fund should note that all or a portion of Fees and Expenses in respect of Jupiter Merian US Equity Income Fund may be charged to capital at a Fund or Share Class level. Thus, on redemptions of holdings Shareholders of the Jupiter Merian US Equity Income Fund income class shares may not receive back the full amount invested due to capital reduction. In addition, it should be noted that as a result capital may be eroded and income may be achieved by foregoing the potential for future capital growth. It is recommended that Shareholders of the Jupiter Merian US Equity Income Fund seek advice in this regard. The rationale for providing for the payment of fees and expenses out of capital is to increase the level of income distributed for income class shareholders.

### Contingent Deferred Sales Charge

A contingent deferred sales charge may be payable on the repurchase of the Class B, Class C and Class C2 Shares of the Jupiter Merian US Equity Income Fund. The amount of the contingent deferred sales charge payable will depend on the length of time between the date the Shares were purchased and their repurchase at the rates set out below.

| Years since purchase | Contingent deferred sales charge as a percentage of the subscription price paid | Contingent deferred sales charge as a percentage of the subscription price paid | Contingent deferred sales charge as a percentage of the subscription price paid |
|----------------------|---|---|---|
|                      | Class B Shares  | Class C Shares  | Class C2 Shares   |
| 0 - 1                | 4.00%   | 1.00%   | 2.00%   |
| 1 - 2                | 3.00%   | Nil   | 1.00%   |
| 2 - 3                | 2.00%   | Nil   | Nil   |



|                  |       |     |     |
|------------------|-------|-----|-----|
| 3 - 4            | 1.00% | Nil | Nil |
| 4 and thereafter | None  | Nil | Nil |

Any contingent deferred sales charge will be payable to the Manager. The Manager may pay some or all of any contingent deferred sales charge to its delegates as reimbursement for the expense of distribution, intermediary and/or other services rendered to the Manager, the Company and the Jupiter Merian US Equity Income Fund. No contingent deferred sales charge shall be payable on Shares issued arising as a result of the reinvestment of dividends. No contingent deferred sales charge shall be payable on any increase on the Net Asset Value per Share above the subscription price paid for the Share and no contingent deferred sales charge shall be payable on transfers or conversions of Shares. For the purposes of determining whether a contingent deferred sales charge is payable any Shares redeemed shall be deemed to be those first subscribed.

A detailed summary of each of the fees and expenses of the Jupiter Merian US Equity Income Fund and the Company is set out in the section of the Prospectus headed “**Fees and Expenses**”.

For further details on the subscription, repurchase, transfer or conversion of Shares in the Jupiter Merian US Equity Income Fund please refer to the section of the Prospectus headed “**Subscriptions, Repurchases and Dealings in Shares**”.

#### **Distribution Policy**

The Directors intend to declare a dividend in respect of the Classes of Shares of the Jupiter Merian US Equity Income Fund set out in the table below (the “**Distributing Share Classes**”).

The Directors intend to declare dividends in accordance with the distribution frequency set out in the table below. Dividends that are declared yearly will be declared on 31 December; dividends that are declared half-yearly will be declared on 30 June and 31 December; dividends that are declared quarterly will be declared on 31 March, 30 June, 30 September and 31 December; and dividends that are declared monthly will be declared on the last Business Day of each month.

| <b>CLASS</b>                     | <b>Distribution Frequency</b> |
|----------------------------------|-------------------------------|
| Class L (USD) Income             | Monthly                       |
| Class L (USD) Income (F)         | Monthly                       |
| Class L (EUR) Income             | Monthly                       |
| Class L (GBP) Income             | Monthly                       |
| Class L (SGD) Hedged Income      | Monthly                       |
| Class L (AUD) Hedged Income      | Monthly                       |
| Class L (AUD) Hedged Income (F)  | Monthly                       |
| Class L (SGD) Hedged Income      | Monthly                       |
| Class L (ZAR) Hedged Income      | Monthly                       |
| Class L (ZAR) Hedged Income (F)  | Monthly                       |
| Class B (USD) Income             | Monthly                       |
| Class B (AUD) Hedged Income      | Monthly                       |
| Class B (ZAR) Hedged Income      | Monthly                       |
| Class C (USD) Income             | Monthly                       |
| Class C2 (USD) Income            | Monthly                       |
| Class C2 (USD) Income (F)        | Monthly                       |
| Class C2 (AUD) Hedged Income     | Monthly                       |
| Class C2 (AUD) Hedged Income (F) | Monthly                       |
| Class C2 (ZAR) Hedged Income     | Monthly                       |
| Class C2 (ZAR) Hedged Income (F) | Monthly                       |
| Class I (USD) Income             | Monthly                       |
| Class I (EUR) Income             | Monthly                       |
| Class N (USD) Income             | Monthly                       |
| Class I (GBP) Income             | Monthly                       |
| Class U1 (GBP) Income            | Monthly                       |

|                       |         |
|-----------------------|---------|
| Class U2 (GBP) Income | Monthly |
|-----------------------|---------|

It is the intention of the Directors that dividends will be paid from the Jupiter Merian US Equity Income Fund's net income. In addition, the Jupiter Merian US Equity Income Fund may also pay dividends out of capital for certain share classes. As the Jupiter Merian US Equity Income Fund currently charges fees and expenses to capital the Jupiter Merian US Equity Income Fund's income available for distribution will in practice be a gross rather than net income figure. Gross income shall generally consist of interest, dividends and other investment income less withholding and other taxes or adjustments as applicable. The rationale for providing for the payment of dividends out of capital is to allow the Jupiter Merian US Equity Income Fund the ability to provide a stable and consistent level of distribution to investors seeking income oriented investment solutions.

For Share Classes that are not Distributing Share Classes, the Jupiter Merian US Equity Income Fund's income and capital gains will be reinvested in accordance with the investment objectives and investment policies of the Jupiter Merian US Equity Income Fund.

The Directors may operate an income smoothing mechanism which aims to generate a more stable level of distributions from one month to the next. This may involve reducing the income paid out for a particular month to counter possible shortfalls in the income available for distribution in later months. Any such undistributed income will be paid out in respect of the final month of the annual accounting period.

#### **Risk Factors**

The attention of investors is drawn to the sections of the Prospectus headed "**Financial Derivative Instruments**" and "**Risk Factors**".

#### **Material Contracts**

The following contract has been entered into and is, or may be, material in respect of the Jupiter Merian US Equity Income Fund:-

The Management and Distribution Agreement dated 31 October 2019 between the Company, the Manager and the Investment Manager.

---

## Jupiter Asset Management Series plc

---

An umbrella type open-ended investment company with variable capital and segregated liability between sub-funds and incorporated with limited liability under the laws of Ireland with registered number 271517, authorised by the Central Bank on 10 October 1997 as a UCITS, pursuant to the UCITS Regulations.

This Supplement contains information relating specifically to the Merian European Equity Fund, a sub-fund of Jupiter Asset Management Series plc (the "**Company**"), an open-ended umbrella fund with segregated liability between sub-funds.

**This Supplement forms part of and should be read in the context of and in conjunction with the Prospectus for the Company dated 30 November 2022 (the "Prospectus") which immediately precedes this Supplement and is incorporated herein.**

### Merian European Equity Fund

30 November 2022

*Capitalised terms used herein shall have the meanings attributed to them in the Prospectus.*

The Directors of the Company whose names appear in the Prospectus under the heading "**Management and Administration**" accept responsibility for the information contained in this Supplement and the Prospectus. To the best of the knowledge and belief of the Directors (who have taken all reasonable care to ensure that such is the case) the information contained in this Supplement and in the Prospectus is in accordance with the facts and does not omit anything likely to affect the import of such information. The Directors accept responsibility accordingly.

## Investment Objective and Policies

The objective of the Merian European Equity Fund is to seek to achieve asset growth through investment in a well-diversified portfolio of securities of European issuers, of issuers established outside Europe which have a predominant proportion of their assets or business operations in Europe or of securities listed or having a listing on a European exchange. It is not proposed to concentrate investments in any one industry or sector.

The securities in which Merian European Equity Fund may invest shall include ordinary shares or common stock, ADRs, GDRs, preference shares and warrants, provided that any investment in warrants shall not comprise more than 5 per cent. of the Net Asset Value of the Merian European Equity Fund. The Merian European Equity Fund will aim to achieve its investment objective by investing not less than 70 per cent. of its Net Asset Value directly in securities of European issuers, of issuers established outside Europe which have a predominant proportion of their assets or business operations in Europe or of securities listed or having a listing on a European exchange. The European countries in which the Merian European Equity Fund may invest may include the countries of the EU, the United Kingdom, Norway and Switzerland. Subject to the investment restriction 2.1 of Schedule III in the Prospectus, the securities will be listed, traded or dealt in on a Regulated Market.

The Merian European Equity Fund may invest up to 10 per cent. of its Net Asset Value in the securities of issuers established or having a significant proportion of their assets or business in Jersey, Guernsey, the Isle of Man and Eastern European countries, such as Croatia, Albania, Serbia, Macedonia, Bosnia-Herzegovina and Turkey and, subject to the investment restriction 2.1 of Schedule III in the Prospectus, the securities will be listed, traded or dealt in on a Regulated Market in these countries.

The Merian European Equity Fund may invest its liquid assets or may invest up to one third of the Net Asset Value for temporary defensive purposes in short-term securities such as commercial paper, bankers' acceptances, certificates of deposit and government securities issued by an OECD member country or by any supranational entity provided that the foregoing securities are denominated in euro, subject to the investment restriction 2.1 of Schedule III in the Prospectus, are listed, traded or dealt in on a Regulated Market in an OECD member country and are rated Investment Grade or better.

The Merian European Equity Fund may invest up to 5 per cent. of its Net Asset Value in open-ended collective investment schemes whose objective is to invest in any of the foregoing. Investment in collective investment schemes shall include both UCITS and alternative investment funds. In particular, any investment in open-ended alternative investment funds will be subject to Regulation 114(6) of the Central Bank (Supervision and Enforcement) Act 2013 (Section 48(1)) (Undertakings for Collective Investment in Transferable Securities) Regulations 2019 (the "Central Bank UCITS Regulations").

The Merian European Equity Fund may invest up to 10 per cent. of its Net Asset Value in REITs listed, traded or dealt in on Regulated Markets that are not considered Emerging Markets.

The Merian European Equity Fund may employ investment techniques and instruments which may be exchange-traded or over-the-counter derivatives, such as futures (such as currency future contracts), options, options on futures, forward settled transactions, convertible securities, hybrid securities, structured notes, credit default swaps and swap agreements. Such derivative instruments may be used for (i) hedging purposes, (ii) efficient portfolio management, and/or (iii) investment purposes, subject to the conditions and within the limits from time to time laid down by the Central Bank. All exposure arising through the investment in financial derivative instruments will be covered by the underlying assets of the Merian European Equity Fund. The Merian European Equity Fund will use the commitment approach methodology to accurately measure, monitor and manage the "leverage" effect produced by the use of financial derivative instruments and for the calculation of its global exposure. As the Merian European Equity Fund uses the commitment approach it must ensure that its global exposure does not exceed its total Net Asset Value. The use of such financial derivative instruments will result in minimal leverage of up to 10 per cent. of the Net Asset Value of the Merian European Equity Fund under the commitment approach. In using the commitment approach for the calculation of global exposure, the Merian European Equity Fund will convert each derivative position into the market value of an equivalent position in the underlying asset of that derivative.

The Merian European Equity Fund may use derivatives to acquire synthetic long and synthetic short positions over a variety of time periods (depending on current market conditions and the Investment Manager's view relative to those conditions) in accordance with the requirements of the Central Bank. The expected range for the long and short positions the Merian European Equity Fund may take is between 0% to 10 % short exposures in combination with 0% to 10% long exposures.

The Merian European Equity Fund is denominated in euro. The Merian European Equity Fund does not propose to hedge routinely the currency exchange rate exposure arising as a result of fluctuations between the Euro and the currency in which investments of the Merian European Equity Fund are made, but may do so from time to time. The Investment Manager may enter into foreign exchange transactions to hedge against exchange risk, to increase exposure to a currency or to shift exposure to currency fluctuations from one currency to another. Suitable hedging transactions may not be available in all circumstances and there can be no assurance that the Merian European Equity Fund will engage in such transactions at any given time. Such transactions may not be successful and may eliminate any chance for the Merian European Equity Fund to benefit from favourable fluctuations in relevant foreign currencies.

### **Investment Approach**

The Merian European Equity Fund is actively managed, which means the Investment Manager has freedom to select the investments in order to seek to achieve the investment objective of the Merian European Equity Fund. In seeking to achieve its investment objective, the Merian European Equity Fund aims to deliver a return, net of fees, greater than that of the MSCI Europe Index (the "Index") with net dividends re-invested over rolling 3 year periods.

The Index represents the performance of the large and mid-cap segments of developed markets in Europe.

The Merian European Equity Fund is managed by the Investment Manager adopting a "systematic" investment process, which uses sophisticated computer models to analyse large volumes of data to select investments. Stocks are assessed in terms of the attractiveness of their valuation, quality, price trends, stable growth prospects, sentiment and company management. In addition, the Investment Manager takes other criteria, such as expected risk, trading costs and liquidity into consideration when constructing the Merian European Equity Fund's portfolio.

The Index is a representation of the markets in which the Merian European Equity Fund primarily invests. Although a large proportion of the Merian European Equity Fund's investments may be components of the Index, the Investment Manager does not seek to replicate the performance of the Index; it is seeking to deliver a return, net of fees, greater than the Index. In particular, the Merian European Equity Fund may invest in companies which are not included in the Index and the stock selection and portfolio construction process, as set out above, mean that the number of holdings and weightings of the companies, industries, sectors and countries of the holdings of the Merian European Equity Fund may diverge materially from the Index. Therefore, the risk and return profile of Merian European Equity Fund will likely be significantly different to that of the Index. As set out above, the portfolio construction of the Merian European Equity Fund involves considering risk, trading costs and liquidity. As part of this portfolio construction process, various controls are in place aiming to ensure risks are not concentrated in any one company, industry, sector or country.

### **Sustainability Approach**

Material sustainability risks are integrated into the investment decision making process. The active ownership approach considers material ESG factors and principal adverse impacts on sustainability factors which strengthen the assessment of the risks and opportunities that drive long-term value.

The Investment Manager incorporates an explicit ESG factor into portfolio construction and analysis alongside all other datapoints. The ESG factor is obtained by using independent third-party data. Analysis is conducted on the ranking of specific issuer and time series data on ESG scores. This information is embedded in the process and is linked to the assessment of stock returns and forecasts. This assessment also includes a reference against the benchmark to assess the impact on returns.

The Investment Manager has ultimate responsibility for the integration of sustainability risks within the investment decision-making process.

In the Investment Manager's view, the integration of material sustainability risks in the investment process informs investment decisions and contributes to stronger risk adjusted returns over the long-term. The assessment of the likely impact of sustainability risks on returns involves both quantitative and qualitative judgments. The outcomes in accordance with Jupiter's Responsible Investment Policy can be realised in the short term or achieved over multiple periods. Impacts may also be influenced by market conditions.

#### *Status under the Taxonomy Regulation*

Further to the Taxonomy Regulation, the investments underlying the Merian European Equity Fund do not take into account the EU criteria for environmentally sustainable economic activities.

Please refer to the sections headed "Environmental, Social and Governance ("ESG") Investment Risk", "Sustainability Risk" and "The Sustainable Finance Disclosure Regulation" for further information.

#### **Profile of a Typical Investor**

A typical investor has a long term investment horizon and is prepared to accept a moderate to high level of volatility. This is not a guide to the future volatility of the Merian European Equity Fund and may move over time. Investors may also refer to the KIID for the most up-to-date SRRl measurement of volatility.

#### **Investment Manager**

The Investment Manager of the Merian European Equity Fund is Jupiter Investment Management Limited.

#### **Base Currency**

The Base Currency is EUR for the Merian European Equity Fund.

#### **Business Day**

In respect of the Merian European Equity Fund, means a day (excluding Saturdays, Sundays and public holidays) on which retail banks are open for business in Dublin and London.

#### **Dealing Day**

Means in respect of the Merian European Equity Fund every Business Day or such other days as the Directors may determine and provided that there shall be at least one Dealing Day each fortnight.

#### **Classes of Shares**

The Classes of Shares in the Merian European Equity Fund are distinguished principally on the basis of the initial charge, the redemption charge, the contingent deferred sales charge and the management and distribution fees applicable to them.

Class B, C, C2, L, N and S Shares are offered primarily as an investment to Retail Investors. Investors wishing to purchase Class B, C, C2, L, N or S Shares should do so via their financial intermediary.

Commencing from the Effective Date (as defined below), Class B Shares and Class C2 Shares, whether purchased before or after the Effective Date, will automatically convert into Shares in the corresponding Class L Shares upon the expiry of 4 years (Class B Shares), or 2 years (Class C2 Shares) from the date of the initial subscription into the relevant Class B Shares or Class C2 Shares. The Effective Date for these purposes shall be 31 March, 2017 or such later date as is required in order to implement the relevant enhancements necessary to process the automatic conversion.

Class I Shares may be offered in certain limited circumstances to Institutional Investors or distributors and platforms who have separate fee arrangements with their clients, and who in the Investment Manager's reasonable opinion are able to subscribe an amount in excess of the investment minimum as set out below. With regard to MiFID distributors, Class I Shares will be available to those providing portfolio management or independent investment advice as defined by the MiFID II Directive and those providing non independent advice who have a separate fee arrangement with their clients under which they have agreed not to receive and retain inducements.

Class U1 Shares are only available to investors who in the Manager or Investment Manager's reasonable opinion are able to subscribe an amount in excess of the investment minimum as set out below and who have agreed specific terms of business with the Manager or Investment Manager. With regard to MiFID distributors, Class U1 Shares will be available to those providing portfolio management or independent investment advice as defined by the MiFID II Directive and those providing non independent advice who have a separate fee arrangement with their clients under which they have agreed not to receive and retain inducements.

Class U2 Shares are offered only as an investment through designated financial intermediaries who have agreed specific terms of business with the Investment Manager. With regard to MiFID distributors, Class U2 Shares will be available to those providing portfolio management or independent investment advice as defined by the MiFID II Directive and those providing non independent advice who have a separate fee arrangement with their clients under which they have agreed not to receive and retain inducements.

#### **Initial Offer Period and Subscription Price**

The Initial Offer Period for any Class of Shares in the Merian European Equity Fund which is available but not yet launched will close on 29 May 2023. The initial offer period in respect of any new class of Shares may be shortened or extended by the Directors. The Central Bank will be notified in advance of any extension if subscriptions for Shares have been received and otherwise on an annual basis.

The initial subscription price of each Class of Shares during the Initial Offer Period shall be, depending on the denomination of the Share Class, EUR 10.00, GBP 10.00, USD 10.00.

#### **Fees and Expenses**

##### **Management Fee, Initial Charge, Redemption Fee, Distribution Fee and Minimum Investment and Holding Amounts**

The amount of the fees for each of the various Classes of Shares of the Merian European Equity Fund is set out below and is expressed as a percentage per annum of the Net Asset Value of each Class of Share in the Merian European Equity Fund.

| <b>Class</b>                       | <b>Currency</b> | <b>Minimum Initial Investment</b> | <b>Minimum Subsequent Investment</b> | <b>Minimum Holding Requirement</b> | <b>Initial Charge</b> | <b>Management Fee</b> | <b>Redemption Fee</b> | <b>Distribution Fee</b> |
|------------------------------------|-----------------|-----------------------------------|--------------------------------------|------------------------------------|-----------------------|-----------------------|-----------------------|-------------------------|
| <b>L (USD) Accumulation</b>        | USD             | USD 500                           | USD 250                              | USD 500                            | Up to 5.00%           | 1.50%                 | Nil                   | Nil                     |
| <b>L (EUR) Accumulation</b>        | EUR             | EUR 500                           | EUR 250                              | EUR500                             | Up to 5.00%           | 1.50%                 | Nil                   | Nil                     |
| <b>L (GBP) Accumulation Shares</b> | GBP             | GBP 500                           | GBP 250                              | GBP 500                            | Up to 5.00%           | 1.50%                 | Nil                   | Nil                     |

|  |     |                   |                  |                   |             |        |     |                |
|--|-----|-------------------|------------------|-------------------|-------------|--------|-----|----------------|
| <b>L (USD)<br/>Hedged<br/>Accumul<br/>ation<br/>Shares</b> | USD | USD 500           | USD 250          | USD 500           | Up to 5.00% | 1.50%  | Nil | Nil            |
| <b>B (USD)<br/>Accumul<br/>ation</b>                       | USD | USD 1,000         | USD 500          | USD 500           | Nil         | 1.50%  | Nil | Up to 1%       |
| <b>C (USD)<br/>Accumul<br/>ation</b>                       | USD | USD 1,000         | USD 500          | USD 500           | Up to 1.00% | 1.50%  | Nil | Up to<br>1.50% |
| <b>C2 (USD)<br/>Hedged<br/>Accumul<br/>ation</b>           | USD | USD 1,000         | USD 500          | USD 500           | Up to 0.50% | 1.50%  | Nil | Up to 1%       |
| <b>I (USD)<br/>Accumul<br/>ation</b>                       | USD | USD<br>1,000,000  | USD<br>100,000   | USD<br>1,000,000  | Nil         | 0.75%  | Nil | Nil            |
| <b>I (EUR)<br/>Accumul<br/>ation</b>                       | EUR | EUR<br>1,000,000  | EUR<br>100,000   | EUR<br>1,000,000  | Nil         | 0.75%  | Nil | Nil            |
| <b>N (USD)<br/>Hedged<br/>Accumul<br/>ation</b>            | USD | USD 1,000         | USD 500          | USD 500           | Up to 3%    | 1.50%  | Nil | Up to 1%       |
| <b>I (GBP)<br/>Accumul<br/>ation</b>                       | GBP | GBP<br>1,000,000  | GBP<br>100,000   | GBP<br>1,000,000  | Nil         | 0.75%  | Nil | Nil            |
| <b>S (GBP)<br/>Accumul<br/>ation</b>                       | GBP | GBP<br>1,000,000  | GBP 500          | GBP 500           | Nil         | 1.00%  | Nil | Nil            |
| <b>U1<br/>(GBP)<br/>Accumul<br/>ation</b>                  | GBP | GBP<br>25,000,000 | GBP<br>2,500,000 | GBP<br>25,000,000 | Nil         | 0.675% | Nil | Nil            |
| <b>U2<br/>(GBP)<br/>Accumul<br/>ation</b>                  | GBP | GBP<br>50,000,000 | GBP<br>5,000,000 | GBP<br>50,000,000 | Nil         | 0.60%  | Nil | Nil            |

### Contingent Deferred Sales Charge

A contingent deferred sales charge may be payable on the repurchase of the Class B, Class C and Class C2 Shares of the Merian European Equity Fund. The amount of the contingent deferred sales charge payable will depend on the length of time between the date the Shares were purchased and their repurchase at the rates set out below.



| Years since purchase | Contingent deferred sales charge as a percentage of the subscription price paid | Contingent deferred sales charge as a percentage of the subscription price paid | Contingent deferred sales charge as a percentage of the subscription price paid |
|----------------------|---|---|---|
|                      | Class B Shares  | Class C Shares  | Class C2 Shares   |
| 0 - 1                | 4.00%   | 1.00%   | 2.00%   |
| 1 - 2                | 3.00%   | Nil   | 1.00%   |
| 2 - 3                | 2.00%   | Nil   | Nil   |
| 3 - 4                | 1.00%   | Nil   | Nil   |
| 4 and thereafter     | None  | Nil   | Nil   |

Any contingent deferred sales charge will be payable to the Manager. The Manager may pay some or all of any contingent deferred sales charge to its delegates as reimbursement for the expense of distribution, intermediary and/or other services rendered to the Manager, the Company and the Merian European Equity Fund. No contingent deferred sales charge shall be payable on Shares issued arising as a result of the reinvestment of dividends. No contingent deferred sales charge shall be payable on any increase on the Net Asset Value per Share above the subscription price paid for the Share and no contingent deferred sales charge shall be payable on transfers or conversions of Shares. For the purposes of determining whether a contingent deferred sales charge is payable any Shares redeemed shall be deemed to be those first subscribed.

A detailed summary of each of the fees and expenses of the Merian European Equity Fund and the Company is set out in the section of the Prospectus headed “**Fees and Expenses**”.

For further details on the subscription, repurchase, transfer or conversion of Shares in the Merian European Equity Fund please refer to the section of the Prospectus headed “**Subscriptions, Repurchases and Dealings in Shares**”.

### **Distribution Policy**

The Merian European Equity Fund currently does not offer any Distributing Share Classes. The income and capital gains of the Share Classes of the Merian European Equity Fund will be reinvested in accordance with the investment objectives and investment policies of the Merian European Equity Fund.

### **Risk Factors**

The attention of investors is drawn to the sections of the Prospectus headed “**Financial Derivative Instruments**” and “**Risk Factors**”.

### **Material Contracts**

The following contract has been entered into and is, or may be, material in respect of the Merian European Equity Fund:-

The Management and Distribution Agreement dated 31 October 2019 between the Company, the Manager and the Investment Manager.

---

## Jupiter Asset Management Series plc

---

An umbrella type open-ended investment company with variable capital and segregated liability between sub-funds and incorporated with limited liability under the laws of Ireland with registered number 271517, authorised by the Central Bank on 10 October 1997 as a UCITS, pursuant to the UCITS Regulations.

This Supplement contains information relating specifically to the Jupiter Asia Pacific Income Fund (IRL), a sub-fund of Jupiter Asset Management Series plc (the "**Company**"), an open-ended umbrella fund with segregated liability between sub-funds.

**This Supplement forms part of and should be read in the context of and in conjunction with the Prospectus for the Company dated 30 November 2022 (the "Prospectus") which immediately precedes this Supplement and is incorporated herein.**

### Jupiter Asia Pacific Income Fund (IRL) (the "**Fund**")

**22 March 2023**

*Capitalised terms used herein shall have the meanings attributed to them in the Prospectus.*

The Directors of the Company whose names appear in the Prospectus under the heading "**Management and Administration**" accept responsibility for the information contained in this Supplement and the Prospectus. To the best of the knowledge and belief of the Directors (who have taken all reasonable care to ensure that such is the case) the information contained in this Supplement and in the Prospectus is in accordance with the facts and does not omit anything likely to affect the import of such information. The Directors accept responsibility accordingly.

**An investment in the Fund should not constitute a substantial proportion of an investor's investment portfolio and may not be appropriate for all investors.**

## Investment Objective and Policies

The objective of the Fund is to seek to achieve long term capital growth and income.

Investors should be aware that there is no guarantee that the Fund will achieve its investment objective.

The Fund will aim to achieve its investment objective by investing not less than 70 % of the Net Asset Value of the Fund in equity and equity related securities ("**Equity and Equity Related Securities**") of issuers which (i) are incorporated, headquartered, listed or have their registered office in the Asia Pacific region (excluding Japan); or (ii) which have a predominant proportion of their assets or business operations in the Asia Pacific region (excluding Japan).

The Fund has no restrictions as to the proportion of assets allocated to emerging markets, companies of any particular market capitalisation and may invest across a range of economic sectors.

Equity and Equity Related Securities shall include equities, depositary receipts, preference shares, equity linked notes (unleveraged debt securities linked to the performance of equities), warrants (not more than 5% of the Fund's Net Asset Value), convertible securities (such as convertible preference shares, share purchase rights and bonds convertible into common or preferred shares).

The Fund may invest in and have direct access to certain eligible China A Shares listed on the Shanghai Stock Exchange and Shenzhen Stock Exchange via the Shanghai-Hong Kong Stock Connect (as further described in the sub-section headed "**Shanghai-Hong Kong Stock Connect**" below) and the Shenzhen-Hong Kong Stock Connect (as further described in the sub-section headed "**Shenzhen-Hong Kong Stock Connect**" below) (collectively, the "**Stock Connects**").

Exposure to China A Shares through the Stock Connects will not be more than 20% of the Fund's Net Asset Value.

The Fund may invest up to 10% of its Net Asset Value in UCITS eligible collective investment schemes. The Fund will only invest in AIFs per the Central Bank's Guidance in relation to UCITS Acceptable Investments in Other Investment Funds.

The Fund may hold ancillary liquid assets, that is cash and a range of instruments that can be readily converted to cash (including U.S. treasury bills and government bonds, commercial paper, short term money market instruments and certificates of deposit).

The Fund may also invest up to 15% of its Net Asset Value in REITs.

Subject to the investment restriction 2.1 of Schedule III in the Prospectus, the securities in which the Fund invests will be listed, traded or dealt in on a Regulated Market worldwide.

The Fund may employ investment techniques and instruments for efficient portfolio management purposes and for hedging purposes, subject to the conditions and within the limits from time to time laid down by the Central Bank. These techniques and instruments may be exchange-traded or over-the-counter derivatives and shall include futures (such as currency future contracts), options, options on futures, forward settled transactions, convertible securities, hybrid securities, structured notes, credit default swaps and swap agreements. For further details on the use of such investment techniques and instruments, please refer to the section of the Prospectus headed "**Financial Derivative Instruments**".

Assets of the Fund may be denominated in a currency other than the Base Currency and changes in the exchange rate between the Base Currency and the currency of the asset may lead to a depreciation of the value of the Fund's assets as expressed in the Base Currency. The Fund may (but is not obliged to) seek to mitigate this exchange rate risk by entering into currency hedging transactions to hedge the foreign currency exposure of the currencies in which the assets of the Fund are denominated. The Fund may also hedge the currency exposure of individual Share Classes against the Base Currency or the currencies in which the assets of the Fund are denominated in order to hedge the currency exposure of assets of the Fund. No assurance, however, can be given that such mitigation will be successful.

The Fund will use the commitment approach methodology to accurately measure, monitor and manage the “leverage” effect produced by the use of financial derivative instruments and for the calculation of its global exposure. Where the commitment approach is used to calculate the leverage of the Fund, it will not exceed 100 %.

The Fund may use derivatives to acquire synthetic long and synthetic short positions over a variety of time periods (depending on current market conditions and the Investment Manager’s view relative to those conditions) in accordance with the requirements of the Central Bank. It is intended that the Fund will be managed to operate in normal circumstances within an anticipated range of a maximum value of 0-10% long exposure and maximum absolute value of 0-10% short exposure.

### **Investment Approach**

The Fund is actively managed, which means the Investment Manager has freedom to select the investments in order to seek to achieve the investment objective of the Fund.

In seeking to achieve its investment objective, the Fund aims to deliver a return, net of fees, greater than that of the MSCI AC Asia Pacific ex Japan Index (the “**Index**”) with net dividends re-invested over rolling 3 year periods.

The Index represents the performance of the large and mid-cap segments of developed and emerging markets in the Asia Pacific region excluding Japan.

The Investment Manager’s approach to company research and stock selection places emphasis on considerations such as management experience and governance arrangements, proven business model, capital discipline and distribution policy, valuation, secular growth potential as well as the liquidity profile of the company’s shares.

The Fund will typically hold a relatively concentrated portfolio (approximately 30 stocks) and average holding period is typically in excess of a year.

Although the Fund will generally seek to invest in dividend-paying stocks of companies that are committed to sharing profits, it is not guaranteed that all underlying investments will generate dividends. To the extent that underlying investments of the Fund are income producing, the potential for capital growth may be reduced.

The Index is a representation of the markets in which the Fund primarily invests. Although a large proportion of the Fund’s investments may be components of the Index, the Investment Manager does not seek to replicate the performance of the Index; it is seeking to deliver a return, net of fees, greater than the Index.

In particular, the Fund may invest in companies which are not included in the Index and the stock selection and portfolio construction process, as set out above, mean that the number of holdings and weightings of the companies, industries, sectors and countries of the holdings of the Fund may diverge materially from the Index. Therefore, the risk and return profile of the Fund may be significantly different to that of the Index.

As set out above, the portfolio construction of the Fund involves considering risk, trading costs and liquidity. As part of this portfolio construction process, various controls are in place aiming to ensure risks are not concentrated in any one company, industry, sector or country.

### **Sustainability Approach**

Material sustainability risks are integrated into the investment decision making process and risk management process. The active ownership approach considers material ESG factors (such as environmental, or social considerations) and principal adverse impacts on sustainability factors, which strengthen the assessment of the risks and opportunities that drive long-term value. These measures are believed to enhance investment decision making leading to better client outcomes.

These risks are considered through the investment process and form part of the ongoing monitoring of portfolio companies. The Investment Manager will utilise a combination of any of the following to meet these goals:

- i) Primary research;
- ii) Third party ESG risk data (including climate analysis and principal adverse impact data);
- iii) Proxy voting research;
- iv) Direct and collaborative engagement with companies and other investors / industry bodies; and
- v) Commitment to responsible investment codes.

There are no sustainability risk-related limits or ESG investment restrictions applicable to the Fund save for such restrictions as may arise in line with regulatory requirements. Low ranking or negative third-party scores from third party ESG providers will not automatically prohibit investment. The Investment Manager retains discretion to divest from or engage with a portfolio company when considering adverse sustainability risks or events. The above activities are conducted by the Investment Manager because it is responsible for the integration of sustainability risks within the investment decision-making process. In the Investment Manager's view, the integration of material sustainability risks in the investment process informs investment decisions and contributes to stronger risk adjusted returns over the long-term. The assessment of the likely impact of sustainability risks on returns involves both quantitative and qualitative judgments. The outcomes in accordance with Jupiter's Responsible Investment Policy can be realised in the short term or achieved over multiple periods. Impacts may also be influenced by market conditions.

#### *Status under the Taxonomy Regulation*

Further to the Taxonomy Regulation, the investments underlying the Fund do not take into account the EU criteria for environmentally sustainable economic activities.

Please refer to the sections headed "Environmental, Social and Governance ("ESG") Investment Risk", "Sustainability Risk" and "The Sustainable Finance Disclosure Regulation" for further information.

#### **Stock Connects**

The Fund may invest in certain eligible China A Shares through the Stock Connects. The Shanghai-Hong Kong Stock Connect is a securities trading and clearing links program developed by Hong Kong Exchanges and Clearing Limited ("HKEx"), Shanghai Stock Exchange ("SSE") and China Securities Depository and Clearing Corporation Limited ("ChinaClear"). The Shenzhen-Hong Kong Stock Connect is a securities trading and clearing links program developed by the HKEx, the Shenzhen Stock Exchange ("SZSE") and ChinaClear. The aim of the Stock Connects is to achieve mutual stock market access between mainland China and Hong Kong.

The Shanghai-Hong Kong Stock Connect comprises a Northbound Shanghai Trading Link and a Southbound Hong Kong Trading Link. Under the Northbound Shanghai Trading Link, Hong Kong and overseas investors (including the Fund), through their Hong Kong brokers, sub-custodians and a securities trading service company established by the Stock Exchange of Hong Kong ("SEHK"), may be able to trade eligible China A Shares listed on the SSE ("SSE securities") by routing orders to SSE. Under the Southbound Hong Kong Trading Link under Shanghai-Hong Kong Stock Connect, investors in the People's Republic of China ("PRC") will be able to trade certain stocks listed on the SEHK.

The Shenzhen-Hong Kong Stock Connect comprises a Northbound Shenzhen Trading Link and a Southbound Hong Kong Trading Link. Under the Northbound Shenzhen Trading Link, Hong Kong and overseas investors (including the Fund), through their Hong Kong brokers, sub-custodians and a securities trading service company established by SEHK, may be able to trade eligible China A Shares listed on the SZSE ("SZSE securities") by routing orders to SZSE. Under the Southbound Hong Kong Trading Link under Shenzhen-Hong Kong Stock Connect, investors in the PRC will be able to trade certain stocks listed on the SEHK.

#### **Eligible Securities**

(i) The Shanghai-Hong Kong Stock Connect

Under the Shanghai-Hong Kong Stock Connect, the Fund, through the Hong Kong brokers, may trade SSE securities. These include all the constituent stocks from time to time of the SSE 180 Index and SSE 380 Index, and all the SSE-listed China A Shares that are not included as constituent stocks of the relevant indices but which have corresponding H-Shares listed on the SEHK, except the following:

- (a) SSE-listed shares which are not traded in Renminbi (“RMB”); and
- (b) SSE-listed shares which are under risk alert.

It is expected that the list of eligible securities will be subject to review and may change.

(ii) The Shenzhen-Hong Kong Stock Connect

Under the Shenzhen-Hong Kong Stock Connect, the Fund, through the Hong Kong brokers, may trade SZSE securities. These include all the constituent stocks of the SZSE Component Index and the SZSE Small/Mid Cap Innovation Index which have a market capitalization of not less than RMB 6 billion, and all the SZSE-listed China A shares which have corresponding H-Shares listed on SEHK, except the following:

- a) SZSE-listed shares which are not traded in RMB; and
- b) SZSE-listed shares which are under risk alert or under delisting arrangement.

At the initial stage of the Northbound Shenzhen Trading Link, investors eligible to trade shares that are listed on the ChiNext Board of SZSE under the Northbound Shenzhen Trading Link are limited to institutional professional investors as defined in the relevant Hong Kong rules and regulations.

It is expected that the list of eligible securities will be subject to review and may change.

The term “**China A Shares**” means domestic shares in the PRC incorporated companies listed on either the SSE or the Shenzhen Stock Exchange, the prices of which are quoted in RMB and which are available to such investors as approved by the China Securities Regulatory Commission (“CSRC”).

In addition to those risk factors set out in relation to the PRC investment, a number of the key risks of investing in selective China A Shares listed on the SSE or the SZSE via the Stock Connects are set out in the section entitled “Risk Factors”.

### **Profile of a Typical Investor**

A typical investor has a long term investment horizon and is prepared to accept a moderate to high level of volatility. This is not a guide to the future volatility of the Fund and may move over time. Investors may also refer to the KIID for the most up-to-date SRRI measurement of volatility.

### **Investment Manager**

The Investment Manager of the Fund is Jupiter Investment Management Limited.

### **Base Currency**

The Base Currency is USD for the Fund.

### **Business Day**

In respect of the Fund, means a day (excluding Saturdays, Sundays and public holidays) on which retail banks are open for business in Dublin, London and Sydney.

### **Dealing Day**

Means in respect of the Fund every Business Day or such other days as the Directors may determine and provided that there shall be at least one Dealing Day each fortnight.

### **Classes of Shares**

The Classes of Shares in the Fund are distinguished principally on the basis of the initial charge, the redemption charge, the contingent deferred sales charge and the management and distribution fees applicable to them.

Class B, C, C2, L, N and S Shares are offered primarily as an investment to Retail Investors. Investors wishing to purchase Class B, C, C2, L, N or S Shares should do so via their financial intermediary.

Commencing from the Effective Date (as defined below), Class B Shares and Class C2 Shares, whether purchased before or after the Effective Date, will automatically convert into Shares in the corresponding Class L Shares upon the expiry of 4 years (Class B Shares), or 2 years (Class C2 Shares) from the date of the initial subscription into the relevant Class B Shares or Class C2 Shares. The Effective Date for these purposes shall be 31 March, 2017 or such later date as is required in order to implement the relevant enhancements necessary to process the automatic conversion.

Class I Shares may be offered in certain limited circumstances to Institutional Investors or distributors and platforms who have separate fee arrangements with their clients, and who in the Investment Manager's reasonable opinion are able to subscribe an amount in excess of the investment minimum as set out below. With regard to MiFID distributors, Class I Shares will be available to those providing portfolio management or independent investment advice as defined by the MiFID II Directive and those providing non independent advice who have a separate fee arrangement with their clients under which they have agreed not to receive and retain inducements.

Class U1 Shares are only available to investors who in the Manager or Investment Manager's reasonable opinion are able to subscribe an amount in excess of the investment minimum as set out below and who have agreed specific terms of business with the Manager or Investment Manager. With regard to MiFID distributors, Class U1 Shares will be available to those providing portfolio management or independent investment advice as defined by the MiFID II Directive and those providing non independent advice who have a separate fee arrangement with their clients under which they have agreed not to receive and retain inducements.

Class U2 Shares are offered only as an investment through designated financial intermediaries who have agreed specific terms of business with the Investment Manager. With regard to MiFID distributors, Class U2 Shares will be available to those providing portfolio management or independent investment advice as defined by the MiFID II Directive and those providing non independent advice who have a separate fee arrangement with their clients under which they have agreed not to receive and retain inducements.

### **Initial Offer Period and Subscription Price**

The Initial Offer Period for any Class of Shares in the Fund which is available but not yet launched will close on 20 September 2023. The initial offer period in respect of any new class of Shares may be shortened or extended by the Directors. The Central Bank will be notified in advance of any extension if subscriptions for Shares have been received and otherwise on an annual basis.

The initial subscription price of each Class of Shares during the Initial Offer Period shall be, depending on the denomination of the Share Class, CHF 10.00, EUR 10.00, GBP 10.00, USD 10.00, AUD 10.00, RMB 10.00, SGD 10.00.

### **Fees and Expenses**

#### **Management Fee, Initial Charge, Redemption Fee, Distribution Fee and Minimum Investment and Holding Amounts**

The amount of the fees for each of the various Classes of Shares of the Fund is set out below and is expressed as a percentage per annum of the Net Asset Value of each Class of Share in the Fund.

| <b>Class</b>                       | <b>Currency</b> | <b>Minimum Initial Investment</b> | <b>Minimum Subsequent Investment</b> | <b>Minimum Holding Requirement</b> | <b>Initial Charge</b> | <b>Management Fee</b> | <b>Redemption Fee</b> | <b>Distribution Fee</b> |
|------------------------------------|-----------------|-----------------------------------|--------------------------------------|------------------------------------|-----------------------|-----------------------|-----------------------|-------------------------|
| <b>L (CHF) Accumulation</b>        | CHF             | CHF 500                           | CHF 250                              | CHF 500                            | Up to 5.00%           | 1.50%                 | Nil                   | Nil                     |
| <b>L (USD) Accumulation</b>        | USD             | USD 500                           | USD 250                              | USD 500                            | Up to 5.00%           | 1.50%                 | Nil                   | Nil                     |
| <b>L (EUR) Accumulation</b>        | EUR             | EUR 500                           | EUR 250                              | EUR500                             | Up to 5.00%           | 1.50%                 | Nil                   | Nil                     |
| <b>L (GBP) Accumulation</b>        | GBP             | GBP 500                           | GBP 250                              | GBP 500                            | Up to 5.00%           | 1.50%                 | Nil                   | Nil                     |
| <b>L (CHF) Hedged Accumulation</b> | CHF             | CHF 500                           | CHF 250                              | CHF 500                            | Up to 5.00%           | 1.50%                 | Nil                   | Nil                     |
| <b>L (EUR) Hedged Accumulation</b> | EUR             | EUR 500                           | EUR 250                              | EUR500                             | Up to 5.00%           | 1.50%                 | Nil                   | Nil                     |
| <b>L (GBP) Hedged Accumulation</b> | GBP             | GBP 500                           | GBP 250                              | GBP 500                            | Up to 5.00%           | 1.50%                 | Nil                   | Nil                     |
| <b>L (AUD) Hedged Accumulation</b> | AUD             | AUD 500                           | AUD 250                              | AUD 500                            | Up to 5.00%           | 1.50%                 | Nil                   | Nil                     |
| <b>L (RMB) Hedged Accumulation</b> | RMB             | RMB 500                           | RMB 250                              | RMB 500                            | Up to 5.00%           | 1.50%                 | Nil                   | Nil                     |
| <b>L (SGD) Hedged Accumulation</b> | SGD             | SGD 500                           | SGD 250                              | SGD 500                            | Up to 5.00%           | 1.50%                 | Nil                   | Nil                     |
| <b>L (CHF) Income</b>              | CHF             | CHF 500                           | CHF 250                              | CHF 500                            | Up to 5.00%           | 1.50%                 | Nil                   | Nil                     |
| <b>L (EUR) Income</b>              | EUR             | EUR 500                           | EUR 250                              | EUR500                             | Up to 5.00%           | 1.50%                 | Nil                   | Nil                     |
| <b>L (GBP) Income</b>              | GBP             | GBP 500                           | GBP 250                              | GBP 500                            | Up to 5.00%           | 1.50%                 | Nil                   | Nil                     |
| <b>L (USD) Income</b>              | USD             | USD 500                           | USD 250                              | USD 500                            | Up to 5.00%           | 1.50%                 | Nil                   | Nil                     |



|   |     |               |             |               |             |       |     |             |
|---|-----|---------------|-------------|---------------|-------------|-------|-----|-------------|
| <b>L (CHF)<br/>Hedged<br/>Income</b>            | CHF | CHF 500       | CHF 250     | CHF 500       | Up to 5.00% | 1.50% | Nil | Nil         |
| <b>L (EUR)<br/>Hedged<br/>Income</b>            | EUR | EUR 500       | EUR 250     | EUR500        | Up to 5.00% | 1.50% | Nil | Nil         |
| <b>L (GBP)<br/>Hedged<br/>Income</b>            | GBP | GBP 500       | GBP 250     | GBP 500       | Up to 5.00% | 1.50% | Nil | Nil         |
| <b>B (USD)<br/>Accumul<br/>ation</b>            | USD | USD 1,000     | USD 500     | USD 500       | Nil         | 1.50% | Nil | Up to 1%    |
| <b>B (AUD)<br/>Hedged<br/>Accumul<br/>ation</b> | AUD | AUD 1,000     | AUD 500     | AUD 500       | Nil         | 1.50% | Nil | Up to 1%    |
| <b>B (RMB)<br/>Hedged<br/>Accumul<br/>ation</b> | RMB | RMB 1,000     | RMB 500     | RMB 500       | Nil         | 1.50% | Nil | Up to 1%    |
| <b>C (USD)<br/>Accumul<br/>ation</b>            | USD | USD 1,000     | USD 500     | USD 500       | Up to 1.00% | 1.50% | Nil | Up to 1.50% |
| <b>C (AUD)<br/>Hedged<br/>Accumul<br/>ation</b> | AUD | AUD 1,000     | AUD 500     | AUD 500       | Up to 1.00% | 1.50% | Nil | Up to 1.50% |
| <b>C (RMB)<br/>Hedged<br/>Accumul<br/>ation</b> | RMB | RMB 1,000     | RMB 500     | RMB 500       | Up to 1.00% | 1.50% | Nil | Up to 1.50% |
| <b>C2 (USD)<br/>Accumul<br/>ation</b>           | USD | USD 1,000     | USD 500     | USD 500       | Up to 0.50% | 1.50% | Nil | Up to 1%    |
| <b>I (CHF)<br/>Accumul<br/>ation</b>            | CHF | CHF 1,000,000 | CHF 100,000 | CHF 1,000,000 | Nil         | 0.75% | Nil | Nil         |
| <b>I (EUR)<br/>Accumul<br/>ation</b>            | EUR | EUR 1,000,000 | EUR 100,000 | EUR 1,000,000 | Nil         | 0.75% | Nil | Nil         |
| <b>I (USD)<br/>Accumul<br/>ation</b>            | USD | USD 1,000,000 | USD 100,000 | USD 1,000,000 | Nil         | 0.75% | Nil | Nil         |
| <b>I (CHF)<br/>Hedged<br/>Accumul<br/>ation</b> | CHF | CHF 1,000,000 | CHF 100,000 | CHF 1,000,000 | Nil         | 0.75% | Nil | Nil         |
| <b>I (EUR)<br/>Hedged</b>                       | EUR | EUR 1,000,000 | EUR 100,000 | EUR 1,000,000 | Nil         | 0.75% | Nil | Nil         |

|  |     |                   |                  |                   |          |        |     |          |
|--|-----|-------------------|------------------|-------------------|----------|--------|-----|----------|
| <b>Accumul<br/>ation</b>                         |     |                   |                  |                   |          |        |     |          |
| <b>I (CHF)<br/>Income</b>                        | CHF | CHF<br>1,000,000  | CHF<br>100,000   | CHF<br>1,000,000  | Nil      | 0.75%  | Nil | Nil      |
| <b>I (EUR)<br/>Income</b>                        | EUR | EUR<br>1,000,000  | EUR<br>100,000   | EUR<br>1,000,000  | Nil      | 0.75%  | Nil | Nil      |
| <b>I (USD)<br/>Income</b>                        | USD | USD<br>1,000,000  | USD<br>100,000   | USD<br>1,000,000  | Nil      | 0.75%  | Nil | Nil      |
| <b>I (CHF)<br/>Hedged<br/>Income</b>             | CHF | CHF<br>1,000,000  | CHF<br>100,000   | CHF<br>1,000,000  | Nil      | 0.75%  | Nil | Nil      |
| <b>I (EUR)<br/>Hedged<br/>Income</b>             | EUR | EUR<br>1,000,000  | EUR<br>100,000   | EUR<br>1,000,000  | Nil      | 0.75%  | Nil | Nil      |
| <b>N (USD)<br/>Accumul<br/>ation</b>             | USD | USD 1,000         | USD 500          | USD 500           | Up to 3% | 1.50%  | Nil | Up to 1% |
| <b>N (USD)<br/>Income</b>                        | USD | USD 1,000         | USD 500          | USD 500           | Up to 3% | 1.50%  | Nil | Up to 1% |
| <b>I (GBP)<br/>Accumul<br/>ation</b>             | GBP | GBP<br>1,000,000  | GBP<br>100,000   | GBP<br>1,000,000  | Nil      | 0.75%  | Nil | Nil      |
| <b>I (GBP)<br/>Hedged<br/>Accumul<br/>ation</b>  | GBP | GBP<br>1,000,000  | GBP<br>100,000   | GBP<br>1,000,000  | Nil      | 0.75%  | Nil | Nil      |
| <b>I (GBP)<br/>Income</b>                        | GBP | GBP<br>1,000,000  | GBP<br>100,000   | GBP<br>1,000,000  | Nil      | 0.75%  | Nil | Nil      |
| <b>I (GBP)<br/>Hedged<br/>Income</b>             | GBP | GBP<br>1,000,000  | GBP<br>100,000   | GBP<br>1,000,000  | Nil      | 0.75%  | Nil | Nil      |
| <b>S (GBP)<br/>Accumul<br/>ation</b>             | GBP | GBP<br>1,000,000  | GBP<br>500       | GBP<br>500        | Nil      | 1.00%  | Nil | Nil      |
| <b>U1 (EUR)<br/>Accumul<br/>ation</b>            | EUR | EUR<br>25,000,000 | EUR<br>2,500,000 | EUR<br>25,000,000 | Nil      | 0.675% | Nil | Nil      |
| <b>U1<br/>(GBP)<br/>Accumul<br/>ation</b>        | GBP | GBP<br>25,000,000 | GBP<br>2,500,000 | GBP<br>25,000,000 | Nil      | 0.675% | Nil | Nil      |
| <b>U1 (USD)<br/>Accumul<br/>ation</b>            | USD | USD<br>25,000,000 | USD<br>2,500,000 | USD<br>25,000,000 | Nil      | 0.675% | Nil | Nil      |
| <b>U1 (EUR)<br/>Hedged<br/>Accumul<br/>ation</b> | EUR | EUR<br>25,000,000 | EUR<br>2,500,000 | EUR<br>25,000,000 | Nil      | 0.675% | Nil | Nil      |

|                                     |     |                   |                  |                   |     |        |     |     |
|-------------------------------------|-----|-------------------|------------------|-------------------|-----|--------|-----|-----|
| <b>U1 (GBP) Hedged Accumulation</b> | GBP | GBP<br>25,000,000 | GBP<br>2,500,000 | GBP<br>25,000,000 | Nil | 0.675% | Nil | Nil |
| <b>U1 (EUR) Income</b>              | EUR | EUR<br>25,000,000 | EUR<br>2,500,000 | EUR<br>25,000,000 | Nil | 0.675% | Nil | Nil |
| <b>U1 (USD) Income</b>              | USD | USD<br>25,000,000 | USD<br>2,500,000 | USD<br>25,000,000 | Nil | 0.675% | Nil | Nil |
| <b>U1 (GBP) Income</b>              | GBP | GBP<br>25,000,000 | GBP<br>2,500,000 | GBP<br>25,000,000 | Nil | 0.675% | Nil | Nil |
| <b>U1 (EUR) Hedged Income</b>       | EUR | EUR<br>25,000,000 | EUR<br>2,500,000 | EUR<br>25,000,000 | Nil | 0.675% | Nil | Nil |
| <b>U1 (GBP) Hedged Income</b>       | GBP | GBP<br>25,000,000 | GBP<br>2,500,000 | GBP<br>25,000,000 | Nil | 0.675% | Nil | Nil |
| <b>U2 (EUR) Accumulation</b>        | EUR | EUR<br>50,000,000 | EUR<br>5,000,000 | EUR<br>50,000,000 | Nil | 0.60%  | Nil | Nil |
| <b>U2 (GBP) Accumulation</b>        | GBP | GBP<br>50,000,000 | GBP<br>5,000,000 | GBP<br>50,000,000 | Nil | 0.60%  | Nil | Nil |
| <b>U2 (USD) Accumulation</b>        | USD | USD<br>50,000,000 | USD<br>5,000,000 | USD<br>50,000,000 | Nil | 0.60%  | Nil | Nil |
| <b>U2 (EUR) Hedged Accumulation</b> | EUR | EUR<br>50,000,000 | EUR<br>5,000,000 | EUR<br>50,000,000 | Nil | 0.60%  | Nil | Nil |
| <b>U2 (GBP) Hedged Accumulation</b> | GBP | GBP<br>50,000,000 | GBP<br>5,000,000 | GBP<br>50,000,000 | Nil | 0.60%  | Nil | Nil |
| <b>U2 (EUR) Income</b>              | EUR | EUR<br>50,000,000 | EUR<br>5,000,000 | EUR<br>50,000,000 | Nil | 0.60%  | Nil | Nil |
| <b>U2 (GBP) Income</b>              | GBP | GBP<br>50,000,000 | GBP<br>5,000,000 | GBP<br>50,000,000 | Nil | 0.60%  | Nil | Nil |
| <b>U2 (USD) Income</b>              | USD | USD<br>50,000,000 | USD<br>5,000,000 | USD<br>50,000,000 | Nil | 0.60%  | Nil | Nil |
| <b>U2 (EUR) Hedged Income</b>       | EUR | EUR<br>50,000,000 | EUR<br>5,000,000 | EUR<br>50,000,000 | Nil | 0.60%  | Nil | Nil |
| <b>U2 (GBP)</b>                     | GBP | GBP<br>50,000,000 | GBP<br>5,000,000 | GBP<br>50,000,000 | Nil | 0.60%  | Nil | Nil |

|                          |  |  |  |  |  |  |  |  |
|--------------------------|--|--|--|--|--|--|--|--|
| <b>Hedged<br/>Income</b> |  |  |  |  |  |  |  |  |
|--------------------------|--|--|--|--|--|--|--|--|

Shareholders of the Fund should note that all or a portion of Fees and Expenses in respect of the Fund may be charged to capital at a Fund or Share Class level. As a result capital may be eroded and income may be achieved by foregoing the potential for future capital growth. Thus, on redemptions of holdings Shareholders of the Fund income share classes may not receive back the full amount invested due to capital reduction. It is recommended that Shareholders of the Fund seek advice in this regard. The rationale for providing for the payment of fees and expenses out of capital is to increase the level of income distributed for income class shareholders.

### Contingent Deferred Sales Charge

A contingent deferred sales charge may be payable on the repurchase of the Class B, Class C and Class C2 Shares of the Fund. The amount of the contingent deferred sales charge payable will depend on the length of time between the date the Shares were purchased and their repurchase at the rates set out below.

| <b>Years since purchase</b> | <b>Contingent deferred sales charge as a percentage of the subscription price paid</b> | <b>Contingent deferred sales charge as a percentage of the subscription price paid</b> | <b>Contingent deferred sales charge as a percentage of the subscription price paid</b> |
|-----------------------------|--|--|--|
|                             | <b>Class B Shares</b>  | <b>Class C Shares</b>  | <b>Class C2 Shares</b>   |
| 0 – 1                       | 4.00%  | 1.00%  | 2.00%  |
| 1 – 2                       | 3.00%  | Nil  | 1.00%  |
| 2 – 3                       | 2.00%  | Nil  | Nil  |
| 3 – 4                       | 1.00%  | Nil  | Nil  |
| 4 and thereafter            | None   | Nil  | Nil  |

Any contingent deferred sales charge will be payable to the Manager. The Manager may pay some or all of any contingent deferred sales charge to its delegates as reimbursement for the expense of distribution, intermediary and/or other services rendered to the Manager, the Company and the Fund. No contingent deferred sales charge shall be payable on Shares issued arising as a result of the reinvestment of dividends. No contingent deferred sales charge shall be payable on any increase on the Net Asset Value per Share above the subscription price paid for the Share and no contingent deferred sales charge shall be payable on transfers or conversions of Shares. For the purposes of determining whether a contingent deferred sales charge is payable any Shares redeemed shall be deemed to be those first subscribed.

A detailed summary of each of the fees and expenses of the Fund and the Company is set out in the section of the Prospectus headed “**Fees and Expenses**”.

For further details on the subscription, repurchase, transfer or conversion of Shares in the Fund please refer to the section of the Prospectus headed “**Subscriptions, Repurchases and Dealings in Shares**”.

### Distribution Policy

The Directors intend to declare a dividend in respect of the Classes of Shares of the Fund set out in the table below (the “**Distributing Share Classes**”).

The Directors intend to declare dividends in accordance with the distribution frequency set out in the table below. Dividends that are declared yearly will be declared on 31 December; dividends that are declared half-yearly will be declared on 30 June and 31 December; dividends that are declared quarterly will be declared on 31 March, 30 June, 30 September and 31 December; and dividends that are declared monthly will be declared on the last Business Day of each month.

|              |                               |
|--------------|-------------------------------|
| <b>CLASS</b> | <b>Distribution Frequency</b> |
|--------------|-------------------------------|

|                              |           |
|------------------------------|-----------|
| Class L (CHF) Income         | Quarterly |
| Class L (EUR) Income         | Quarterly |
| Class L (GBP) Income         | Quarterly |
| Class L (USD) Income         | Quarterly |
| Class L (CHF) Hedged Income  | Quarterly |
| Class L (EUR) Hedged Income  | Quarterly |
| Class L (GBP) Hedged Income  | Quarterly |
| Class I (CHF) Income         | Quarterly |
| Class I (EUR) Income         | Quarterly |
| Class I (USD) Income         | Quarterly |
| Class I (CHF) Hedged Income  | Quarterly |
| Class I (EUR) Hedged Income  | Quarterly |
| Class N (USD) Income         | Quarterly |
| Class I (GBP) Income         | Quarterly |
| Class I (GBP) Hedged Income  | Quarterly |
| Class U1 (EUR) Income        | Quarterly |
| Class U1 (GBP) Income        | Quarterly |
| Class U1 (USD) Income        | Quarterly |
| Class U1 (EUR) Hedged Income | Quarterly |
| Class U1 (GBP) Hedged Income | Quarterly |
| Class U2 (EUR) Income        | Quarterly |
| Class U2 (GBP) Income        | Quarterly |
| Class U2 (USD) Income        | Quarterly |
| Class U2 (EUR) Hedged Income | Quarterly |
| Class U2 (GBP) Hedged Income | Quarterly |

It is the intention of the Directors that dividends will be paid from the Fund's net income

As the Fund currently charges fees and expenses to capital the Fund's income available for distribution will in practice be a gross rather than net income figure. Gross income shall generally consist of interest, dividends and other investment income less withholding and other taxes or adjustments as applicable.

For Share Classes that are not Distributing Share Classes, the Fund's income and capital gains will be reinvested in accordance with the investment objectives and investment policies of the Fund.

## **Risk Factors**

### *Risks Associated with the Stock Connects*

The relevant rules and regulations of the Stock Connects are untested and subject to change which may have potential retrospective effect. The programmes are subject to quota limitations which may restrict the Fund's ability to invest in China A Shares through the programmes on a timely basis and where a suspension in the trading through the programmes is effected, the Fund's ability to access the China A Shares market (and hence to pursue its investment strategy) will be adversely affected. The PRC regulations impose certain restrictions on selling and buying of China A Shares. Hence the Fund may not be able to dispose of holdings of China A Shares in a timely manner. Also, a stock may be recalled from the scope of eligible stocks for trading via the Stock Connects. This may adversely affect the investment portfolio or strategies of the Fund, for example, when the Investment Manager wishes to purchase a stock which is recalled from the scope of eligible stocks. Due to the differences in trading days, the Fund may be subject to a risk of price fluctuations in China A Shares on a day that the PRC market is open for trading but the Hong Kong market is closed.

### *Liquidity Risk of Investing in China A Shares*

China A Shares may be subject to trading bands which restrict increases and decreases in the trading price. The Fund if investing through the Stock Connects will be prevented from trading underlying China A Shares when they hit the "trading band limit". If this happens on a particular trading day, the Fund

may be unable to trade China A Shares. As a result, the liquidity of the China A Shares may be adversely affected which in turn may affect the value of the Fund's investments.

*PRC tax considerations in relation to investment in China A Shares via the Stock Connects*

On 14 November 2014, the Ministry of Finance, the State of Administration of Taxation and the CSRC jointly issued a notice in relation to the taxation rule on the Stock Connects under Caishui 2014 No.81 ("Notice No.81"). Under Notice No.81, corporate income tax and individual income tax will be temporarily exempted on gains derived by Hong Kong and overseas resident investors (including the Fund) on the trading of China A Shares through the Stock Connects with effect from 17 November 2014. However, Hong Kong and overseas investors are required to pay tax on dividends and/or bonus shares at the rate of 10% which will be withheld and paid to the relevant authority by the listed companies, unless an applicable double tax treaty could be applied to reduce the dividend withholding tax rate. As a result of Notice No.81, the uncertainty of providing for tax on gains derived from the disposal of Chinese securities now solely relates to investment in other types of Chinese securities (e.g. China B or H Shares).

Based on the prevailing value added tax ("VAT") regulations, capital gains derived by investors via the Stock Connects are exempted from VAT.

Hong Kong and overseas investors are required to pay stamp duty arising from the trading of China A Shares and the transfer of China A Shares by way of succession or gift in accordance with the existing taxation rules in the PRC.

The attention of investors is drawn to the sections of the Prospectus headed "**Financial Derivative Instruments**" and "**Risk Factors**".

**Material Contracts**

The following contract has been entered into and is, or may be, material in respect of the Fund:-

The Management and Distribution Agreement dated 31 October 2019 between the Company, the Manager and the Investment Manager.

---

## Jupiter Asset Management Series plc

---

An umbrella type open-ended investment company with variable capital and segregated liability between sub-funds and incorporated with limited liability under the laws of Ireland with registered number 271517, authorised by the Central Bank on 10 October 1997 as a UCITS, pursuant to the UCITS Regulations.

This Supplement contains information relating specifically to the Jupiter China Equity Fund, a sub-fund of Jupiter Asset Management Series plc (the "**Company**"), an open-ended umbrella fund with segregated liability between sub-funds.

**This Supplement forms part of and should be read in the context of and in conjunction with the Prospectus for the Company dated 30 November 2022 (the "Prospectus") which immediately precedes this Supplement and is incorporated herein.**

### Jupiter China Equity Fund

30 November 2022

*Capitalised terms used herein shall have the meanings attributed to them in the Prospectus.*

The Directors of the Company whose names appear in the Prospectus under the heading "**Management and Administration**" accept responsibility for the information contained in this Supplement and the Prospectus. To the best of the knowledge and belief of the Directors (who have taken all reasonable care to ensure that such is the case) the information contained in this Supplement and in the Prospectus is in accordance with the facts and does not omit anything likely to affect the import of such information. The Directors accept responsibility accordingly.

**An investment in any of the Jupiter China Equity Fund should not constitute a substantial proportion of an investor's investment portfolio and may not be appropriate for all investors.**

## Investment Objective and Policies

The objective of the Jupiter China Equity Fund is to seek to achieve long-term capital appreciation by investing in a well-diversified portfolio of equity securities issued by companies with either the predominant part of their assets in, or the predominant part of their revenues derived from, the People's Republic of China, Hong Kong and/or Taiwan that are listed, traded or dealt in on Regulated Markets in the People's Republic of China, Hong Kong, Taiwan, the US, Singapore, Korea, Thailand and Malaysia or in a member state of the OECD.

The Jupiter China Equity Fund will aim to achieve its investment objective by investing not less than 70% of its Net Asset Value directly in equity and equity related securities. The Jupiter China Equity Fund will invest primarily in equity and equity-related securities (including warrants, convertible bonds, depository receipts such as ADR and GDR, equity-linked or participation notes etc.) that are listed, traded or dealt in on the Regulated Markets referred to above, provided that the Jupiter China Equity Fund may not invest more than 15 per cent. of its net assets in warrants. The Jupiter China Equity Fund may invest up to 10 per cent. of its assets in transferable securities that are not listed, traded or dealt in on Regulated Markets. As the Jupiter China Equity Fund may invest in warrants, it is recommended that an investment in the Jupiter China Equity Fund should not constitute a substantial proportion of an investor's portfolio and may not be appropriate for all investors.

The Jupiter China Equity Fund may invest cash balances in short-term securities listed, traded or dealt in on a Regulated Market. The short-term securities in which the Jupiter China Equity Fund may invest will include securities such as commercial paper, certificates of deposit, and bankers' acceptances all rated above Investment Grade. For defensive purposes during periods of perceived uncertainty and volatility, the Jupiter China Equity Fund may also hold all or part of its assets in debt securities, asset-backed and mortgage-backed securities which must be rated at least Investment Grade and which are listed, traded or dealt in on a Regulated Market.

The Jupiter China Equity Fund may invest up to 10 per cent. of its Net Asset Value in open-ended collective investment schemes. Investment in collective investment schemes shall include both UCITS and alternative investment funds. In particular, any investment in open-ended alternative investment funds will be subject to Regulation 114(6) of the Central Bank (Supervision and Enforcement) Act 2013 (Section 48(1)) (Undertakings for Collective Investment in Transferable Securities) Regulations 2019 (the "Central Bank UCITS Regulations").

The Jupiter China Equity Fund may invest up to 10 per cent. of its Net Asset Value in REITs listed, traded or dealt in on Regulated Markets.

The Jupiter China Equity Fund may invest in and have direct access to certain eligible China A Shares listed on the Shanghai Stock Exchange and Shenzhen Stock Exchange via the Shanghai-Hong Kong Stock Connect (as further described in the sub-section headed "**Shanghai-Hong Kong Stock Connect**" below) and the Shenzhen-Hong Kong Stock Connect (as further described in the sub-section headed "Shenzhen-Hong Kong Stock Connect" below) (collectively, the "**Stock Connects**"). Exposure to China A Shares through the Stock Connects will not be more than 20% of the Jupiter China Equity Fund's Net Asset Value.

The Jupiter China Equity Fund may employ investment techniques and instruments which may be exchange-traded or over-the-counter derivatives, such as futures (such as currency future contracts), options, options on futures, forward settled transactions, convertible securities, hybrid securities, structured notes, credit default swaps and swap agreements. Such derivative instruments may be used for (i) hedging purposes, (ii) efficient portfolio management, and/or (iii) investment purposes, subject to the conditions and within the limits from time to time laid down by the Central Bank. All exposure arising through the investment in financial derivative instruments will be covered by the underlying assets of the Jupiter China Equity Fund. The Jupiter China Equity Fund will use the commitment approach methodology to accurately measure, monitor and manage the "leverage" effect produced by the use of financial derivative instruments and for the calculation of its global exposure. As the Jupiter China Equity Fund uses the commitment approach it must ensure that its global exposure does not exceed its total net asset value. The use of such financial derivative instruments will result in minimal leverage of up to 10 per cent. of the Net Asset Value of the Jupiter China Equity Fund under the commitment approach.



In using the commitment approach for the calculation of global exposure, the Jupiter China Equity Fund will convert each derivative position into the market value of an equivalent position in the underlying asset of that derivative.

The Jupiter China Equity Fund may use derivatives to acquire synthetic long and synthetic short positions over a variety of time periods (depending on current market conditions and the Investment Adviser's view relative to those conditions) in accordance with the requirements of the Central Bank. The expected range for the long and short positions the Jupiter China Equity Fund may take is between 0% and 10 % short exposures in combination with 0% and 10% long exposures.

The Jupiter China Equity Fund is denominated in USD.

### **Investment Approach**

The Jupiter China Equity Fund is actively managed, which means the Investment Advisor has freedom to select the investments in order to seek to achieve the investment objective of the Jupiter China Equity Fund. In seeking to achieve its investment objective, the Jupiter China Equity Fund aims to deliver a return, net of fees, greater than that of the MSCI Zhong Hua 10/40 Index (the "Index") with net dividends re-invested over rolling 3 year periods.

The Index represents the performance of the large and mid-cap segments of the China and Hong Kong markets. The UCITS Directive imposes concentration limits and constrains the weight of any single group entity to 10% of a fund's assets and the sum of the weights of all group entities representing more than 5% of the fund at 40% of the fund's total assets. The Index takes into account these investment limits and is a constrained version of the full MSCI Zhong Hua index.

The Investment Adviser combines a top-down and bottom-up investment approach to identify stocks. The top-down process involves analysing the macro-economic outlook, sector level dynamics and equity market style factors. The bottom-up process draws on quantitative analysis to screen stocks and fundamental analysis, including researching a company's balance sheet, cash flow and earnings and growth potential.

The Index is a broad representation of the Jupiter China Equity Fund's investment universe. Although a large proportion of the Jupiter China Equity Fund's investments may be components of the Index, the Investment Advisor does not seek to replicate the performance of the Index; it is seeking to deliver a return, net of fees, greater than the Index. In particular, the Jupiter China Equity Fund may invest in companies which are not included in the Index and the stock selection and portfolio construction process, as set out above, mean that the number and weightings of the companies, industries, sectors and countries of the holdings of the Jupiter China Equity Fund may diverge materially from the Index. Therefore, the risk and return profile of the Jupiter China Equity Fund will likely be significantly different to that of the Index.

### **Sustainability Approach**

Material sustainability risks are integrated into the investment decision making process and risk management process. The active ownership approach considers material ESG factors (such as environmental, or social considerations) and principal adverse impacts on sustainability factors, which strengthen the assessment of the risks and opportunities that drive long-term value. These measures are believed to enhance investment decision making leading to better client outcomes.

These risks are considered through the investment process and form part of the ongoing monitoring of portfolio companies. The Investment Manager will utilise a combination of any of the following to meet these goals:

- i) Primary research;
- ii) Third party ESG risk data (including climate analysis and principal adverse impact data);
- iii) Proxy voting research;
- iv) Direct and collaborative engagement with companies and other investors / industry bodies; and
- v) Commitment to responsible investment codes.

There are no sustainability risk-related limits or ESG investment restrictions applicable to the Jupiter China Equity Fund save for such restrictions as may arise in line with regulatory requirements. Low ranking or negative third-party scores from third party ESG providers will not automatically prohibit investment. The Investment Manager retains discretion to divest from or engage with a portfolio company when considering adverse sustainability risks or events. The above activities are conducted by the Investment Manager because it is responsible for the integration of sustainability risks within the investment decision-making process. In the Investment Manager's view, the integration of material sustainability risks in the investment process informs investment decisions and contributes to stronger risk adjusted returns over the long-term. The assessment of the likely impact of sustainability risks on returns involves both quantitative and qualitative judgments. The outcomes in accordance with Jupiter's Responsible Investment Policy can be realised in the short term or achieved over multiple periods. Impacts may also be influenced by market conditions.

#### *Status under the Taxonomy Regulation*

Further to the Taxonomy Regulation, the investments underlying the Jupiter China Equity Fund do not take into account the EU criteria for environmentally sustainable economic activities.

Please refer to the sections headed "Environmental, Social and Governance ("ESG") Investment Risk", "Sustainability Risk" and "The Sustainable Finance Disclosure Regulation" for further information.

#### **Stock Connects**

The Jupiter China Equity Fund may invest in certain eligible China A Shares through the Stock Connects. The Shanghai-Hong Kong Stock Connect is a securities trading and clearing links program developed by Hong Kong Exchanges and Clearing Limited ("HKEx"), Shanghai Stock Exchange ("SSE") and China Securities Depository and Clearing Corporation Limited ("ChinaClear"). The Shenzhen-Hong Kong Stock Connect is a securities trading and clearing links program developed by the HKEx, the Shenzhen Stock Exchange ("SZSE") and ChinaClear. The aim of the Stock Connects is to achieve mutual stock market access between mainland China and Hong Kong.

The Shanghai-Hong Kong Stock Connect comprises a Northbound Shanghai Trading Link and a Southbound Hong Kong Trading Link. Under the Northbound Shanghai Trading Link, Hong Kong and overseas investors (including the Jupiter China Equity Fund), through their Hong Kong brokers, sub-custodians and a securities trading service company established by the Stock Exchange of Hong Kong ("SEHK"), may be able to trade eligible China A Shares listed on the SSE ("SSE securities") by routing orders to SSE. Under the Southbound Hong Kong Trading Link under Shanghai-Hong Kong Stock Connect, investors in the People's Republic of China ("PRC") will be able to trade certain stocks listed on the SEHK.

The Shenzhen-Hong Kong Stock Connect comprises a Northbound Shenzhen Trading Link and a Southbound Hong Kong Trading Link. Under the Northbound Shenzhen Trading Link, Hong Kong and overseas investors (including the Jupiter China Equity Fund), through their Hong Kong brokers, sub-custodians and a securities trading service company established by SEHK, may be able to trade eligible China A Shares listed on the SZSE ("SZSE securities") by routing orders to SZSE. Under the Southbound Hong Kong Trading Link under Shenzhen-Hong Kong Stock Connect, investors in the PRC will be able to trade certain stocks listed on the SEHK.

#### **Eligible Securities**

##### (i) The Shanghai-Hong Kong Stock Connect

Under the Shanghai-Hong Kong Stock Connect, the Jupiter China Equity Fund, through the Hong Kong brokers, may trade SSE securities. These include all the constituent stocks from time to time of the SSE 180 Index and SSE 380 Index, and all the SSE-listed China A Shares that are not included as constituent stocks of the relevant indices but which have corresponding H-Shares listed on the SEHK, except the following:

- (a) SSE-listed shares which are not traded in Renminbi (“RMB”); and
- (b) SSE-listed shares which are under risk alert.

It is expected that the list of eligible securities will be subject to review and may change.

#### (ii) The Shenzhen-Hong Kong Stock Connect

Under the Shenzhen-Hong Kong Stock Connect, the Jupiter China Equity Fund, through the Hong Kong brokers, may trade SZSE securities. These include all the constituent stocks of the SZSE Component Index and the SZSE Small/Mid Cap Innovation Index which have a market capitalization of not less than RMB 6 billion, and all the SZSE-listed China A shares which have corresponding H-Shares listed on SEHK, except the following:

- a) SZSE-listed shares which are not traded in RMB; and
- b) SZSE-listed shares which are under risk alert or under delisting arrangement.

At the initial stage of the Northbound Shenzhen Trading Link, investors eligible to trade shares that are listed on the ChiNext Board of SZSE under the Northbound Shenzhen Trading Link are limited to institutional professional investors as defined in the relevant Hong Kong rules and regulations.

It is expected that the list of eligible securities will be subject to review and may change.

The term “**China A Shares**” means domestic shares in the PRC incorporated companies listed on either the SSE or the Shenzhen Stock Exchange, the prices of which are quoted in RMB and which are available to such investors as approved by the China Securities Regulatory Commission (“CSRC”).

In addition to those risk factors set out in relation to the PRC investment, a number of the key risks of investing in selective China A Shares listed on the SSE or the SZSE via the Stock Connects are set out in the section entitled “Risk Factors”.

#### **Profile of a Typical Investor**

A typical investor has a long term investment horizon and is prepared to accept a moderate to high level of volatility. This is not a guide to the future volatility of the Jupiter China Equity Fund and may move over time. Investors may also refer to the KIID for the most up-to-date SRRM measurement of volatility.

#### **Investment Adviser**

The Investment Adviser of the Jupiter China Equity Fund is Ping An of China Asset Management (Hong Kong) Company Limited which was formed in Hong Kong on 16 May, 2006 and is regulated by the Securities and Futures Commission of Hong Kong. Ping An of China Asset Management (Hong Kong) Company Limited’s registered address is Suite 2301, 23<sup>rd</sup> Floor, Two International Finance Centre, 8 Finance Street, Central, Hong Kong.

#### **Base Currency**

The Base Currency is USD for the Jupiter China Equity Fund.

#### **Business Day**

In respect of the Jupiter China Equity Fund, means a day (excluding Saturdays, Sundays and public holidays) on which retail banks are open for business in Dublin, London, China and Hong Kong.

#### **Dealing Day**

Means in respect of the Jupiter China Equity Fund every Business Day or such other days as the Directors may determine and provided that there shall be at least one Dealing Day each fortnight.

## **Classes of Shares**

The Classes of Shares in the Jupiter China Equity Fund are distinguished principally on the basis of the initial charge, the redemption charge, the contingent deferred sales charge and the management and distribution fees applicable to them.

Class B, C, C2, L, N and S Shares are offered primarily as an investment to Retail Investors. Investors wishing to purchase Class B, C, C2, L, N or S Shares should do so via their financial intermediary.

Commencing from the Effective Date (as defined below), Class B Shares and Class C2 Shares, whether purchased before or after the Effective Date, will automatically convert into Shares in the corresponding Class L Shares upon the expiry of 4 years (Class B Shares), or 2 years (Class C2 Shares) from the date of the initial subscription into the relevant Class B Shares or Class C2 Shares. The Effective Date for these purposes shall be 31 March, 2017 or such later date as is required in order to implement the relevant enhancements necessary to process the automatic conversion.

Class I Shares may be offered in certain limited circumstances to Institutional Investors or distributors and platforms who have separate fee arrangements with their clients, and who in the Investment Manager's reasonable opinion are able to subscribe an amount in excess of the investment minimum as set out below. With regard to MiFID distributors, Class I Shares will be available to those providing portfolio management or independent investment advice as defined by the MiFID II Directive and those providing non independent advice who have a separate fee arrangement with their clients under which they have agreed not to receive and retain inducements.

Class U1 Shares are only available to investors who in the Manager or Investment Manager's reasonable opinion are able to subscribe an amount in excess of the investment minimum as set out below and who have agreed specific terms of business with the Manager or Investment Manager. With regard to MiFID distributors, Class U1 Shares will be available to those providing portfolio management or independent investment advice as defined by the MiFID II Directive and those providing non independent advice who have a separate fee arrangement with their clients under which they have agreed not to receive and retain inducements.

Class U2 Shares are offered only as an investment through designated financial intermediaries who have agreed specific terms of business with the Investment Manager. With regard to MiFID distributors, Class U2 Shares will be available to those providing portfolio management or independent investment advice as defined by the MiFID II Directive and those providing non independent advice who have a separate fee arrangement with their clients under which they have agreed not to receive and retain inducements.

## **Initial Offer Period and Subscription Price**

The Initial Offer Period for any Class of Shares in the Jupiter China Equity Fund which is available but not yet launched will close on 29 May 2023. The initial offer period in respect of any new class of Shares may be shortened or extended by the Directors. The Central Bank will be notified in advance of any extension if subscriptions for Shares have been received and otherwise on an annual basis.

The initial subscription price of each Class of Shares during the Initial Offer Period shall be, depending on the denomination of the Share Class, EUR 10.00, GBP 10.00, USD 10.00.

## **Fees and Expenses**

### **Management Fee, Initial Charge, Redemption Fee, Distribution Fee and Minimum Investment and Holding Amounts**

The amount of the fees for each of the various Classes of Shares of the Jupiter China Equity Fund is set out below and is expressed as a percentage per annum of the Net Asset Value of each Class of Share in the Jupiter China Equity Fund.

| Class                              | Currency | Minimum Initial Investment | Minimum Subsequent Investment | Minimum Holding Requirement | Initial Charge | Management Fee | Redemption Fee | Distribution Fee |
|------------------------------------|----------|----------------------------|-------------------------------|-----------------------------|----------------|----------------|----------------|------------------|
| <b>L (USD) Accumulation</b>        | USD      | USD 500                    | USD 250                       | USD 500                     | Up to 5.00%    | 1.50%          | Nil            | Nil              |
| <b>L (EUR) Accumulation</b>        | EUR      | EUR 500                    | EUR 250                       | EUR 500                     | Up to 5.00%    | 1.50%          | Nil            | Nil              |
| <b>L (EUR) Hedged Accumulation</b> | EUR      | EUR 500                    | EUR 250                       | EUR500                      | Up to 5.00%    | 1.50%          | Nil            | Nil              |
| <b>B (USD) Accumulation</b>        | USD      | USD 1,000                  | USD 500                       | USD 500                     | Nil            | 1.50%          | Nil            | Up to 1%         |
| <b>C (USD) Accumulation</b>        | USD      | USD 1,000                  | USD 500                       | USD 500                     | Up to 1.00%    | 1.50%          | Nil            | Up to 1.50%      |
| <b>C2 (USD) Accumulation</b>       | USD      | USD 1,000                  | USD 500                       | USD 500                     | Up to 0.50%    | 1.50%          | Nil            | Up to 1 %        |
| <b>I (USD) Accumulation</b>        | USD      | USD 1,000,000              | USD 100,000                   | USD 1,000,000               | Nil            | 0.75%          | Nil            | Nil              |
| <b>N (USD) Accumulation</b>        | USD      | USD 1,000                  | USD 500                       | USD 500                     | Up to 3%       | 1.50%          | Nil            | Up to 1%         |
| <b>I (GBP) Accumulation</b>        | GBP      | GBP 1,000,000              | GBP 100,000                   | GBP 1,000,000               | Nil            | 0.75%          | Nil            | Nil              |
| <b>S (GBP) Accumulation</b>        | GBP      | GBP 1,000,000              | GBP 500                       | GBP 500                     | Nil            | 1.00%          | Nil            | Nil              |
| <b>U1 (GBP) Accumulation</b>       | GBP      | GBP 25,000,000             | GBP 2,500,000                 | GBP 25,000,000              | Nil            | 0.675%         | Nil            | Nil              |
| <b>U2 (GBP) Accumulation</b>       | GBP      | GBP 50,000,000             | GBP 5,000,000                 | GBP 50,000,000              | Nil            | 0.60%          | Nil            | Nil              |

### Contingent Deferred Sales Charge

A contingent deferred sales charge may be payable on the repurchase of the Class B, Class C and Class C2 Shares of the Jupiter China Equity Fund. The amount of the contingent deferred sales charge payable will depend on the length of time between the date the Shares were purchased and their repurchase at the rates set out below.

| Years since purchase | Contingent deferred sales charge as a percentage of the subscription price paid | Contingent deferred sales charge as a percentage of the subscription price paid | Contingent deferred sales charge as a percentage of the subscription price paid |
|----------------------|---|---|---|
|                      | Class B Shares  | Class C Shares  | Class C2 Shares   |
| 0 - 1                | 4.00%   | 1.00%   | 2.00%   |
| 1 - 2                | 3.00%   | Nil   | 1.00%   |
| 2 - 3                | 2.00%   | Nil   | Nil   |
| 3 - 4                | 1.00%   | Nil   | Nil   |
| 4 and thereafter     | None  | Nil   | Nil   |

Any contingent deferred sales charge will be payable to the Manager. The Manager may pay some or all of any contingent deferred sales charge to its delegates as reimbursement for the expense of distribution, intermediary and/or other services rendered to the Manager, the Company and the Jupiter China Equity Fund. No contingent deferred sales charge shall be payable on Shares issued arising as a result of the reinvestment of dividends. No contingent deferred sales charge shall be payable on any increase on the Net Asset Value per Share above the subscription price paid for the Share and no contingent deferred sales charge shall be payable on transfers or conversions of Shares. For the purposes of determining whether a contingent deferred sales charge is payable any Shares redeemed shall be deemed to be those first subscribed.

A detailed summary of each of the fees and expenses of the Jupiter China Equity Fund and the Company is set out in the section of the Prospectus headed “**Fees and Expenses**”.

For further details on the subscription, repurchase, transfer or conversion of Shares in the Jupiter China Equity Fund please refer to the section of the Prospectus headed “**Subscriptions, Repurchases and Dealings in Shares**”.

### **Distribution Policy**

The Jupiter China Equity Fund currently does not offer any Distributing Share Classes. The income and capital gains of the Share Classes of the Jupiter China Equity Fund will be reinvested in accordance with the investment objectives and investment policies of the Jupiter China Equity Fund.

### **Risk Factors**

#### *Risks Associated with the Stock Connects*

The relevant rules and regulations of the Stock Connects are untested and subject to change which may have potential retrospective effect. The programmes are subject to quota limitations which may restrict the Jupiter China Equity Fund’s ability to invest in China A Shares through the programmes on a timely basis and where a suspension in the trading through the programmes is effected, the Jupiter China Equity Fund’s ability to access the China A Shares market (and hence to pursue its investment strategy) will be adversely affected. The PRC regulations impose certain restrictions on selling and buying of China A Shares. Hence the Jupiter China Equity Fund may not be able to dispose of holdings of China A Shares in a timely manner. Also, a stock may be recalled from the scope of eligible stocks for trading via the Stock Connects. This may adversely affect the investment portfolio or strategies of the Jupiter China Equity Fund, for example, when the Investment Adviser wishes to purchase a stock which is recalled from the scope of eligible stocks. Due to the differences in trading days, the Jupiter China Equity Fund may be subject to a risk of price fluctuations in China A Shares on a day that the PRC market is open for trading but the Hong Kong market is closed.

#### *Liquidity Risk of Investing in China A Shares*

China A Shares may be subject to trading bands which restrict increases and decreases in the trading price. The Jupiter China Equity Fund if investing through the Stock Connects will be prevented from trading underlying China A Shares when they hit the “trading band limit”. If this happens on a particular trading day, the Jupiter China Equity Fund may be unable to trade China A Shares. As a result, the

liquidity of the China A Shares may be adversely affected which in turn may affect the value of the Jupiter China Equity Fund's investments.

#### *PRC tax considerations in relation to investment in China A Shares via the Stock Connects*

On 14 November 2014, the Ministry of Finance, the State of Administration of Taxation and the CSRC jointly issued a notice in relation to the taxation rule on the Stock Connects under Caishui 2014 No.81 ("Notice No.81"). Under Notice No.81, corporate income tax and individual income tax will be temporarily exempted on gains derived by Hong Kong and overseas resident investors (including the Jupiter China Equity Fund) on the trading of China A Shares through the Stock Connects with effect from 17 November 2014. However, Hong Kong and overseas investors are required to pay tax on dividends and/or bonus shares at the rate of 10% which will be withheld and paid to the relevant authority by the listed companies, unless an applicable double tax treaty could be applied to reduce the dividend withholding tax rate. As a result of Notice No.81, the uncertainty of providing for tax on gains derived from the disposal of Chinese securities now solely relates to investment in other types of Chinese securities (e.g. China B or H Shares).

Based on the prevailing value added tax ("VAT") regulations, capital gains derived by investors via the Stock Connects are exempted from VAT.

Hong Kong and overseas investors are required to pay stamp duty arising from the trading of China A Shares and the transfer of China A Shares by way of succession or gift in accordance with the existing taxation rules in the PRC.

#### **Country Risk for the Jupiter China Equity Fund**

The stock markets in mainland China are emerging markets which are undergoing rapid growth and changes. This may lead to trading volatility, difficulties in settlement and in interpreting and applying the relevant regulations. In addition, there is a lower level of regulation and enforcement activity in these securities markets compared to more developed international markets.

There exist controls on foreign investment in China and limitations on repatriation of invested capital. Accordingly, the companies or enterprises in which the Jupiter China Equity Fund invests may experience difficulty in exchanging Renminbi for USD which may in turn result in difficulties in those investee companies or enterprises paying dividends in USD to the Jupiter China Equity Fund.

Currency exchange rate fluctuations may adversely affect the value of the Shares in the Jupiter China Equity Fund.

The companies in which the Jupiter China Equity Fund invests may be held to lower disclosure, corporate governance, accounting and reporting standards than companies in more developed markets. These factors may have an unpredictable impact on the Fund's investments and increase the volatility and hence the risk of loss to the value of an investment in the Jupiter China Equity Fund.

The value of the Jupiter China Equity Fund's assets may be affected by uncertainties arising from political and social developments in China or changes in Chinese law or regulations, in particular:-

- (i) Any political changes may result in changes to the present rules and the regulatory climate may change without advance notice;
- (ii) the legal and regulatory framework for capital markets and joint stock companies in China is less developed than in more developed countries; and
- (iii) the Chinese economy is still undergoing restructuring from a system of rigid, centralised, planned economy to a mixed economy.

It may be more difficult to obtain and/or enforce a judgment in a court outside the investor's home jurisdiction and even if a judgment is obtained in a court within the investor's home jurisdiction, such judgment may not be abided by outside the investor's home jurisdiction.

The attention of investors is drawn to the sections of the Prospectus headed “**Financial Derivative Instruments**” and “**Risk Factors**”.

### **Material Contracts**

The following contract has been entered into and is, or may be, material in respect of the Jupiter China Equity Fund:-

The Management and Distribution Agreement dated 31 October 2019 between the Company, the Manager and the Investment Manager.

The Investment Advisory Agreement dated 23 March, 2018 (as amended) between the Investment Manager and Ping An of China Asset Management (Hong Kong) Company Limited to which the latter acts as investment adviser to the Company in relation to the assets of the Jupiter China Equity Fund.



---

## Jupiter Asset Management Series plc

---

An umbrella type open-ended investment company with variable capital and segregated liability between sub-funds and incorporated with limited liability under the laws of Ireland with registered number 271517, authorised by the Central Bank on 10 October 1997 as a UCITS, pursuant to the UCITS Regulations.

This Supplement contains information relating specifically to the Merian Asian Equity Income Fund, a sub-fund of Jupiter Asset Management Series plc (the "**Company**"), an open-ended umbrella fund with segregated liability between sub-funds.

**This Supplement forms part of and should be read in the context of and in conjunction with the Prospectus for the Company dated 30 November 2022 (the "Prospectus") which immediately precedes this Supplement and is incorporated herein.**

### Merian Asian Equity Income Fund

30 November 2022

*Capitalised terms used herein shall have the meanings attributed to them in the Prospectus.*

The Directors of the Company whose names appear in the Prospectus under the heading "**Management and Administration**" accept responsibility for the information contained in this Supplement and the Prospectus. To the best of the knowledge and belief of the Directors (who have taken all reasonable care to ensure that such is the case) the information contained in this Supplement and in the Prospectus is in accordance with the facts and does not omit anything likely to affect the import of such information. The Directors accept responsibility accordingly.

**Shareholders of the Merian Asian Equity Income Fund should note that all or a part of fees and expenses will be charged to the capital at a Fund or Share Class level. This will have the effect of lowering the capital value of your investment.**

**An investment in the Merian Asian Equity Income Fund should not constitute a substantial proportion of an investor's investment portfolio and may not be appropriate for all investors.**

**The rate of distributions is neither fixed nor guaranteed and is determined at the discretion of the Directors.**

**For Fixed Distribution Share Classes, shareholders should note that distributions, may be declared out of the capital of the Merian Asian Equity Income Fund. Therefore, there is a greater risk that capital may be eroded and distribution will be achieved by foregoing the potential for future capital growth of your investment. This cycle may continue until all capital is depleted. Distributions out of capital may have different tax consequences to distributions of income and it is recommended that you seek appropriate advice in this regard.**

## Investment Objective and Policies

The objective of the Merian Asian Equity Income Fund is to seek to achieve a total return through a combination of income and capital growth.

The Merian Asian Equity Income Fund will seek to achieve its objective through investment of not less than 70% of its Net Asset Value in a diversified portfolio of equity securities of Asian issuers or of issuers established outside the Asian region which have a majority proportion of their assets, value or business operations in the Asian region.

Reference in this investment policy to the Asian region shall include countries in Asia and Australasia and subject to the investment restriction 2.1 of Schedule III in the Prospectus, the securities on which the Merian Asian Equity Income Fund will focus will be listed, traded or dealt in on a Regulated Market worldwide.

The Merian Asian Equity Income Fund may invest up to 10 per cent. of its Net Asset Value in open-ended collective investment schemes (including ETFs) whose objective is to invest in any of the foregoing. Investment in collective investment schemes shall include both UCITS and alternative investment funds. In particular, any investment in open-ended alternative investment funds will be subject to Regulation 114(6) of the Central Bank (Supervision and Enforcement) Act 2013 (Section 48(1)) (Undertakings for Collective Investment in Transferable Securities) Regulations 2019 (the "Central Bank UCITS Regulations").

The Merian Asian Equity Income Fund may invest in liquid assets or in short-term securities such as commercial paper, bankers' acceptances, certificates of deposit and government securities issued by an OECD member country or by any supranational entity provided that the foregoing securities are denominated in USD, subject to the investment restriction 2.1 of Schedule III in the Prospectus, are listed, traded or dealt in on a Regulated Market in an OECD member country and are rated Investment Grade or better. The Merian Asian Equity Income Fund will not invest more than 10% of its net assets in securities issued by or guaranteed by any single country (including its government, a public or local authority of that country) with a credit rating below investment grade or with no credit rating being assigned by an internationally recognized credit agency (i.e. Standard & Poor's or Moody's).

The Merian Asian Equity Income Fund may invest in and have direct access to certain eligible China A Shares listed on the Shanghai Stock Exchange and Shenzhen Stock Exchange via the Shanghai-Hong Kong Stock Connect (as further described in the sub-section headed "**Shanghai-Hong Kong Stock Connect**" below) and the Shenzhen-Hong Kong Stock Connect (as further described in the sub-section headed "**Shenzhen-Hong Kong Stock Connect**" below) (collectively, the "**Stock Connects**"). Exposure to China A Shares through the Stock Connects will not be more than 20% of the Merian Asian Equity Income Fund Net Asset Value.

The Merian Asian Equity Income Fund may invest up to 15 per cent. of its Net Asset Value in REITs listed, traded or dealt in on Regulated Markets worldwide.

The securities in which the Merian Asian Equity Income Fund may invest shall include but is not limited to ordinary shares or common stock, ADRs, GDRs, preference shares and warrants. The Merian Asian Equity Income Fund may invest less than 30% of its Net Asset Value in convertible securities including bonds, notes and debentures which may be converted or exchanged at a stated or determinable exchange ratio. Convertible securities may offer higher income than the shares into which they are convertible. These allow the Investment Manager to gain access to currency or equity exposure in a cost-effective manner. The Merian Asian Equity Income Fund may also invest in certain securities or markets, as described above, using forms of indirect investment. In addition to the derivative usage outlined below, such indirect investment will be achieved using participation notes on the underlying securities, where such investment represents a more practical, efficient or less costly way of gaining exposure to the relevant security or market. In relation to equity linked participation notes, the Merian Asian Equity Income Fund's exposure will be to the issuer (which includes regulated and unregulated entities owned and operated by global investment banks and financial institutions which themselves are regulated), rather than the referenced securities that the participation notes relate to. Equity linked

participation notes are OTC products which may, though will typically not, be leveraged and are used to access markets such as India where there are otherwise high barriers to entry.

The Merian Asian Equity Income Fund may employ investment techniques and instruments which may be exchange-traded or over-the-counter financial derivatives instruments, such as futures (such as currency future contracts), options, options on futures, forward settled transactions, convertible securities, hybrid securities, structured notes, and swap agreements. A hybrid security is a security which combines two or more financial instruments. Hybrid securities generally combine a traditional stock or bond with an option or forward contract.

In the case of a hybrid security such as a convertible bond, for example, the Merian Asian Equity Income Fund will seek to benefit from a steady income stream, the repayment of principal at maturity, and the potential to share in the upside of the common stock. The security's yield advantage and finite maturity give the convertible downside price support, or investment value. At the same time, the embedded option component provides participation in higher equity values.

The Merian Asian Equity Income Fund may invest in structured notes for which the coupon payment, principal repayment or repayment schedule varies according to pre-agreed conditions relating to fluctuations in unrelated assets such as currencies or stock indices. The convertible securities, hybrid securities and structured notes in which the Merian Asian Equity Income Fund may invest may embed an option or forward derivative component. However, any additional leverage generated by the derivative will not cause the Merian Asian Equity Income Fund to exceed the leverage limit outlined below.

Futures contracts (including currency futures, equity futures and index futures) may be used to hedge against market risk. A currency future is a transferable futures contract that specifies the price at which a currency can be bought or sold at a future date. An equity futures contract trades on an organised exchange and is based on an individual underlying equity security rather than a stock index. An index future is a futures contract on a stock or financial index. For each index there may be a different multiple for determining the price of the futures contract. Futures contracts may be used to hedge against market risk or to equitise cash balances pending investment of a cash flow. An equity swap is a financial derivative instrument where a set of future cash flows are agreed to be exchanged between two counterparties at set dates in the future. Equity Swaps are designed to achieve diversification of income and tax benefits as well as hedging specific assets or positions in the portfolio.

Forward contracts (including FX forwards) may be used to hedge the value of an asset, currency or deposit. An FX forward contract is a transaction in which it is agreed to exchange a specified amount of different currencies at some future date, with the exchange rate being set at the time the contract is entered into. FX forward contracts may be used to hedge against currency movements and provide currency risk management.

Such financial derivative instruments may be used for (i) hedging purposes, (ii) efficient portfolio management, and/or (iii) investment purposes, subject to the conditions and within the limits from time to time laid down by the Central Bank. All exposure arising through the investment in financial derivative instruments will be covered by the underlying assets of the Merian Asian Equity Income Fund. The use of financial derivative instruments for such purposes will give rise to an additional leveraged exposure. The requirements of ESMA and the Central Bank prescribe in detail disclosures which need to be made in respect of leverage, which the Merian Asian Equity Income Fund shall comply with. The Merian Asian Equity Income Fund will use the commitment approach methodology to accurately measure, monitor and manage the "leverage" effect produced by the use of financial derivative instruments and for the calculation of its global exposure. The commitment approach is calculated by converting the derivative position into the equivalent position in the underlying asset, based on the market value of the underlying asset or the market value of the contract, as described in the Risk Management Process. Where the commitment approach is used to calculate the leverage of the Merian Asian Equity Income Fund the level of leverage will not exceed 100 per cent. of the Merian Asian Equity Income Fund's Net Asset Value, as a result of the use of financial derivatives instruments. The Merian Asian Equity Income Fund's global exposure must not exceed its total net asset value. Global exposure is calculated taking into account the current value of the underlying assets, the counterparty risk, future market movements and the time available to liquidate the positions. In using the commitment approach for the calculation

of global exposure, the Merian Asian Equity Income Fund will convert each derivative position into the market value of an equivalent position in the underlying asset of that derivative.

The Merian Asian Equity Income Fund may use derivatives to acquire synthetic long and synthetic short positions over a variety of time periods (depending on current market conditions and the Investment Manager's view relative to those conditions) in accordance with the requirements of the Central Bank. The proportion of long to short exposure in the Merian Asian Equity Income Fund will depend on the market conditions at any given time. On this basis the expected range for the long and short positions the Merian Asian Equity Income Fund may take is between 0% to 20% short exposures in combination with 0% to 20% long exposures. This range for derivatives use is not a limit and the exposures can exceed the range in certain circumstances. However, this will remain within the constraints under the commitment approach above.

The Merian Asian Equity Income Fund is denominated in USD but will hold assets denominated in other currencies. Consequently the Net Asset Value may rise and fall as a result of exchange rate fluctuations. The Merian Asian Equity Income Fund does not propose to hedge routinely the exchange rate exposure arising as a result of currency fluctuations but may do so from time to time. The Investment Manager may enter into foreign exchange transactions to hedge against exchange risk, to increase exposure to a currency or to shift exposure to currency fluctuations from one currency to another. Suitable hedging transactions may not be available in all circumstances and there can be no assurance that the Merian Asian Equity Income Fund will engage in such transactions at any given time. Such transactions may not be successful and may eliminate any chance for the Merian Asian Equity Income Fund to benefit from favourable fluctuations in relevant foreign currencies.

### **Investment Approach**

The Merian Asian Equity Income Fund is actively managed, which means the Investment Manager has freedom to select the investments in order to seek to achieve the investment objective of the Merian Asian Equity Income Fund. In seeking to achieve its investment objective, the Merian Asian Equity Income Fund aims to deliver a return, net of fees, greater than that of the MSCI AC Asia Pacific ex Japan Index (the "**Index**") with net dividends re-invested over rolling 3 year periods.

The Index represents the performance of the large and mid-cap segments of developed and emerging markets in the Asia Pacific region excluding Japan.

The Merian Asian Equity Income Fund is managed by the Investment Manager adopting a "systematic" investment process, which uses sophisticated computer models to analyse large volumes of data to select investments. This will focus on developing a stock portfolio that is expected to deliver total returns while satisfying the income requirements of investors. In this regard, the Investment Manager's stock selection process looks for a stock portfolio that can offer both attractive dividends as well as capital growth. Stocks are assessed in terms of the attractiveness of their valuation, quality (a measure of a company's financial strength, for example based on its financial statements), price trends, stable growth prospects, sentiment and company management. In addition, the Investment Manager takes other criteria such as expected risk, trading costs, expected dividends and liquidity into consideration when constructing the Merian Asian Equity Income Fund's portfolio.

The Index is a representation of the markets in which the Merian Asian Equity Income Fund primarily invests. Although a large proportion of the Merian Asian Equity Income Fund's investments may be components of the Index, the Investment Manager does not seek to replicate the performance of the Index; it is seeking to deliver a return, net of fees, greater than the Index. In particular, the Merian Asian Equity Income Fund may invest in companies which are not included in the Index and the stock selection and portfolio construction process, as set out above, mean that the number of holdings and weightings of the companies, industries, sectors and countries of the holdings of the Merian Asian Equity Income Fund may diverge materially from the Index. Therefore, the risk and return profile of the Merian Asian Equity Income Fund will likely be significantly different to that of the Index. As set out above, the portfolio construction of the Merian Asian Equity Income Fund involves considering risk, trading costs and liquidity. As part of this portfolio construction process, various controls are in place aiming to ensure risks are not concentrated in any one company, industry, sector or country.

## **Sustainability Approach**

Material sustainability risks are integrated into the investment decision making process. The active ownership approach considers material ESG factors and principal adverse impacts on sustainability factors which strengthen the assessment of the risks and opportunities that drive long-term value.

The Investment Manager incorporates an explicit ESG factor into portfolio construction and analysis alongside all other datapoints. The ESG factor is obtained by using independent third-party data. Analysis is conducted on the ranking of specific issuer and time series data on ESG scores. This information is embedded in the process and is linked to the assessment of stock returns and forecasts. This assessment also includes a reference against the benchmark to assess the impact on returns.

The Investment Manager has ultimate responsibility for the integration of sustainability risks within the investment decision-making process.

In the Investment Manager's view, the integration of material sustainability risks in the investment process informs investment decisions and contributes to stronger risk adjusted returns over the long-term. The assessment of the likely impact of sustainability risks on returns involves both quantitative and qualitative judgments. The outcomes in accordance with Jupiter's Responsible Investment Policy can be realised in the short term or achieved over multiple periods. Impacts may also be influenced by market conditions.

### *Status under the Taxonomy Regulation*

Further to the Taxonomy Regulation, the investments underlying the Merian Asian Equity Income Fund do not take into account the EU criteria for environmentally sustainable economic activities.

Please refer to the sections headed "Environmental, Social and Governance ("ESG") Investment Risk", "Sustainability Risk" and "The Sustainable Finance Disclosure Regulation" for further information.

## **Stock Connects**

The Merian Asian Equity Income Fund may invest in certain eligible China A Shares through the Stock Connects. The Shanghai-Hong Kong Stock Connect is a securities trading and clearing links program developed by Hong Kong Exchanges and Clearing Limited ("HKEx"), Shanghai Stock Exchange ("SSE") and China Securities Depository and Clearing Corporation Limited ("ChinaClear"). The Shenzhen-Hong Kong Stock Connect is a securities trading and clearing links program developed by the HKEx, the Shenzhen Stock Exchange ("SZSE") and ChinaClear. The aim of the Stock Connects is to achieve mutual stock market access between mainland China and Hong Kong.

The Shanghai-Hong Kong Stock Connect comprises a Northbound Shanghai Trading Link and a Southbound Hong Kong Trading Link. Under the Northbound Shanghai Trading Link, Hong Kong and overseas investors (including the Merian Asian Equity Income Fund), through their Hong Kong brokers, sub-custodians and a securities trading service company established by the Stock Exchange of Hong Kong ("SEHK"), may be able to trade eligible China A Shares listed on the SSE ("SSE securities") by routing orders to SSE. Under the Southbound Hong Kong Trading Link under Shanghai-Hong Kong Stock Connect, investors in the People's Republic of China ("PRC") will be able to trade certain stocks listed on the SEHK.

The Shenzhen-Hong Kong Stock Connect comprises a Northbound Shenzhen Trading Link and a Southbound Hong Kong Trading Link. Under the Northbound Shenzhen Trading Link, Hong Kong and overseas investors (including the Merian Asian Equity Income Fund), through their Hong Kong brokers, sub-custodians and a securities trading service company established by SEHK, may be able to trade eligible China A Shares listed on the SZSE ("SZSE securities") by routing orders to SZSE. Under the Southbound Hong Kong Trading Link under Shenzhen-Hong Kong Stock Connect, investors in the PRC will be able to trade certain stocks listed on the SEHK.

## **Eligible Securities**

### **(i) The Shanghai-Hong Kong Stock Connect**

Under the Shanghai-Hong Kong Stock Connect, the Merian Asian Equity Income Fund, through the Hong Kong brokers, may trade SSE securities. These include all the constituent stocks from time to time of the SSE 180 Index and SSE 380 Index, and all the SSE-listed China A Shares that are not included as constituent stocks of the relevant indices but which have corresponding H-Shares listed on the SEHK, except the following:

- (a) SSE-listed shares which are not traded in Renminbi (“RMB”); and
- (b) SSE-listed shares which are under risk alert.

It is expected that the list of eligible securities will be subject to review and may change.

### **(ii) The Shenzhen-Hong Kong Stock Connect**

Under the Shenzhen-Hong Kong Stock Connect, the Merian Asian Equity Income Fund, through the Hong Kong brokers, may trade SZSE securities. These include all the constituent stocks of the SZSE Component Index and the SZSE Small/Mid Cap Innovation Index which have a market capitalization of not less than RMB 6 billion, and all the SZSE-listed China A shares which have corresponding H-Shares listed on SEHK, except the following:

- a) SZSE-listed shares which are not traded in RMB; and
- b) SZSE-listed shares which are under risk alert or under delisting arrangement.

At the initial stage of the Northbound Shenzhen Trading Link, investors eligible to trade shares that are listed on the ChiNext Board of SZSE under the Northbound Shenzhen Trading Link are limited to institutional professional investors as defined in the relevant Hong Kong rules and regulations.

It is expected that the list of eligible securities will be subject to review and may change.

The term “**China A Shares**” means domestic shares in the PRC incorporated companies listed on either the SSE or the Shenzhen Stock Exchange, the prices of which are quoted in RMB and which are available to such investors as approved by the China Securities Regulatory Commission (“CSRC”).

In addition to those risk factors set out in relation to the PRC investment, a number of the key risks of investing in selective China A Shares listed on the SSE or the SZSE via the Stock Connects are set out in the section entitled “Risk Factors”.

## **Profile of a Typical Investor**

A typical investor has a long term investment horizon and is prepared to accept a moderate to high level of volatility. This is not a guide to the future volatility of the Merian Asian Equity Income Fund and may move over time. Investors may also refer to the KIID for the most up-to-date SRRI measurement of volatility.

## **Investment Manager**

The Investment Manager of the Merian Asian Equity Income Fund is Jupiter Investment Management Limited.

## **Base Currency**

The Base Currency is USD for the Merian Asian Equity Income Fund.

## **Business Day**

In respect of the Merian Asian Equity Income Fund, means a day (excluding Saturdays, Sundays and public holidays) on which retail banks are open for business in Dublin and London.

### **Dealing Day**

Means in respect of the Merian Asian Equity Income Fund every Business Day or such other days as the Directors may determine and provided that there shall be at least one Dealing Day each fortnight.

### **Classes of Shares**

The Classes of Shares in the Merian Asian Equity Income Fund are distinguished principally on the basis of the initial charge, the redemption charge, the contingent deferred sales charge and the management and distribution fees applicable to them.

Class B, C, C2, L and N Shares are offered primarily as an investment to Retail Investors. Investors wishing to purchase Class B, C, C2, L and N Shares should do so via their financial intermediary.

Commencing from the Effective Date (as defined below), Class B Shares and Class C2 Shares, whether purchased before or after the Effective Date, will automatically convert into Shares in the corresponding Class L Shares upon the expiry of 4 years (Class B Shares), or 2 years (Class C2 Shares) from the date of the initial subscription into the relevant Class B Shares or Class C2 Shares. The Effective Date for these purposes shall be 31 March, 2017 or such later date as is required in order to implement the relevant enhancements necessary to process the automatic conversion.

Class I Shares may be offered in certain limited circumstances to Institutional Investors or distributors and platforms who have separate fee arrangements with their clients, and who in the Investment Manager's reasonable opinion are able to subscribe an amount in excess of the investment minimum as set out below. With regard to MiFID distributors, Class I Shares will be available to those providing portfolio management or independent investment advice as defined by the MiFID II Directive and those providing non independent advice who have a separate fee arrangement with their clients under which they have agreed not to receive and retain inducements.

Class U1 Shares are only available to investors who in the Manager or Investment Manager's reasonable opinion are able to subscribe an amount in excess of the investment minimum as set out below and who have agreed specific terms of business with the Manager or Investment Manager. With regard to MiFID distributors, Class U1 Shares will be available to those providing portfolio management or independent investment advice as defined by the MiFID II Directive and those providing non independent advice who have a separate fee arrangement with their clients under which they have agreed not to receive and retain inducements.

Class U2 Shares are offered only as an investment through designated financial intermediaries who have agreed specific terms of business with the Investment Manager. With regard to MiFID distributors, Class U2 Shares will be available to those providing portfolio management or independent investment advice as defined by the MiFID II Directive and those providing non independent advice who have a separate fee arrangement with their clients under which they have agreed not to receive and retain inducements.

### **Initial Offer Period and Subscription Price**

The Initial Offer Period for any Class of Shares in the Merian Asian Equity Income Fund which is available but not yet launched will close on 29 May 2023. The Initial Offer Period in respect of any new class of Shares may be shortened or extended by the Directors. The Central Bank will be notified in advance of any extension if subscriptions for Shares have been received and otherwise on an annual basis.

The initial subscription price of each Class of Shares during the Initial Offer Period shall be, depending on the denomination of the Share Class, CHF 10.00, EUR 10.00, GBP 10.00, USD 10.00, AUD 10.00, RMB 10.00, ZAR 10.00.

## Fees and Expenses

### Management Fee, Initial Charge, Redemption Fee, Distribution Fee and Minimum Investment and Holding Amounts

The amount of the fees for each of the various Classes of Shares of the Merian Asian Equity Income Fund is set out below and is expressed as a percentage per annum of the Net Asset Value of each Class of Share in the Merian Asian Equity Income Fund.

| Class                       | Currency | Minimum Initial Investment | Minimum Subsequent Investment | Minimum Holding Requirement | Initial Charge | Management Fee | Redemption Fee | Distribution Fee |
|-----------------------------|----------|----------------------------|-------------------------------|-----------------------------|----------------|----------------|----------------|------------------|
| L (CHF) Accumulation        | CHF      | CHF 500                    | CHF 250                       | CHF 500                     | Up to 5.00%    | 1.50%          | Nil            | Nil              |
| L (USD) Accumulation        | USD      | USD 500                    | USD 250                       | USD 500                     | Up to 5.00%    | 1.50%          | Nil            | Nil              |
| L (USD) Income              | USD      | USD 500                    | USD 250                       | USD 500                     | Up to 5.00%    | 1.50%          | Nil            | Nil              |
| L (USD) Income (F)          | USD      | USD 500                    | USD 250                       | USD 500                     | Up to 5.00%    | 1.50%          | Nil            | Nil              |
| L (EUR) Accumulation        | EUR      | EUR 500                    | EUR 250                       | EUR 500                     | Up to 5.00%    | 1.50%          | Nil            | Nil              |
| L (GBP) Accumulation        | GBP      | GBP 500                    | GBP 250                       | GBP 500                     | Up to 5.00%    | 1.50%          | Nil            | Nil              |
| L (CHF) Hedged Accumulation | CHF      | CHF 500                    | CHF 250                       | CHF 500                     | Up to 5.00%    | 1.50%          | Nil            | Nil              |
| L (EUR) Hedged Accumulation | EUR      | EUR 500                    | EUR 250                       | EUR 500                     | Up to 5.00%    | 1.50%          | Nil            | Nil              |
| L (GBP) Hedged Accumulation | GBP      | GBP 500                    | GBP 250                       | GBP 500                     | Up to 5.00%    | 1.50%          | Nil            | Nil              |
| L (CHF) Income              | CHF      | CHF 500                    | CHF 250                       | CHF 500                     | Up to 5.00%    | 1.50%          | Nil            | Nil              |
| L (GBP) Income              | GBP      | GBP 500                    | GBP 250                       | GBP 500                     | Up to 5.00%    | 1.50%          | Nil            | Nil              |
| L (EUR) Income              | EUR      | EUR 500                    | EUR 250                       | EUR 500                     | Up to 5.00%    | 1.50%          | Nil            | Nil              |
| L (AUD) Hedged Income       | AUD      | AUD 500                    | AUD 250                       | AUD 500                     | Up to 5.00%    | 1.50%          | Nil            | Nil              |
| L (AUD) Hedged Income (F)   | AUD      | AUD 500                    | AUD 250                       | AUD 500                     | Up to 5.00%    | 1.50%          | Nil            | Nil              |
| L (CHF) Hedged Income       | CHF      | CHF 500                    | CHF 250                       | CHF 500                     | Up to 5.00%    | 1.50%          | Nil            | Nil              |



|   |     |              |         |         |                |       |     |                |
|---|-----|--------------|---------|---------|----------------|-------|-----|----------------|
| <b>L (EUR)<br/>Hedged<br/>Income</b>      | EUR | EUR 500      | EUR 250 | EUR 500 | Up to<br>5.00% | 1.50% | Nil | Nil            |
| <b>L (GBP)<br/>Hedged<br/>Income</b>      | GBP | GBP 500      | GBP 250 | GBP 500 | Up to<br>5.00% | 1.50% | Nil | Nil            |
| <b>L (RMB)<br/>Hedged<br/>Income</b>      | RMB | RMB 500      | RMB 250 | RMB 500 | Up to<br>5.00% | 1.50% | Nil | Nil            |
| <b>L (SGD)<br/>Hedged<br/>Income</b>      | SGD | SGD 500      | SGD 250 | SGD 500 | Up to<br>5.00% | 1.50% | Nil | Nil            |
| <b>L (ZAR)<br/>Hedged<br/>Income (F)</b>  | ZAR | ZAR 500      | ZAR 250 | ZAR 500 | Up to<br>5.00% | 1.50% | Nil | Nil            |
| <b>B (USD)<br/>Accumulati<br/>on</b>      | USD | USD<br>1,000 | USD 500 | USD 500 | Nil            | 1.50% | Nil | Up to 1%       |
| <b>B (USD)<br/>Income</b>                 | USD | USD<br>1,000 | USD 500 | USD 500 | Nil            | 1.50% | Nil | Up to 1%       |
| <b>B (AUD)<br/>Hedged<br/>Income</b>      | AUD | AUD<br>1,000 | AUD 500 | AUD 500 | Nil            | 1.50% | Nil | Up to 1%       |
| <b>B (RMB)<br/>Hedged<br/>Income</b>      | RMB | RMB<br>1,000 | RMB 500 | RMB 500 | Nil            | 1.50% | Nil | Up to 1%       |
| <b>B (ZAR)<br/>Hedged<br/>Income</b>      | ZAR | ZAR 1,000    | ZAR 500 | ZAR 500 | Nil            | 1.50% | Nil | Up to 1%       |
| <b>C (USD)<br/>Accumulati<br/>on</b>      | USD | USD<br>1,000 | USD 500 | USD 500 | Up to<br>1.00% | 1.50% | Nil | Up to<br>1.50% |
| <b>C (USD)<br/>Income</b>                 | USD | USD<br>1,000 | USD 500 | USD 500 | Up to<br>1.00% | 1.50% | Nil | Up to<br>1.50% |
| <b>C (AUD)<br/>Hedged<br/>Income</b>      | AUD | AUD<br>1,000 | AUD 500 | AUD 500 | Up to<br>1.00% | 1.50% | Nil | Up to<br>1.50% |
| <b>C (RMB)<br/>Hedged<br/>Income</b>      | RMB | RMB<br>1,000 | RMB 500 | RMB 500 | Up to<br>1.00% | 1.50% | Nil | Up to<br>1.50% |
| <b>C (ZAR)<br/>Hedged<br/>Income</b>      | ZAR | ZAR 1,000    | ZAR 500 | ZAR 500 | Up to<br>1.00% | 1.50% | Nil | Up to<br>1.50% |
| <b>C2 (USD)<br/>Income (F)</b>            | USD | USD 1,000    | USD 500 | USD 500 | Up to 0.50%    | 1.50% | Nil | Up to 1%       |
| <b>C2 (AUD)<br/>Hedged<br/>Income (F)</b> | AUD | AUD 1,000    | AUD 500 | AUD 500 | Up to 0.50%    | 1.50% | Nil | Up to 1%       |

|   |     |                  |                |                  |             |       |     |          |
|---|-----|------------------|----------------|------------------|-------------|-------|-----|----------|
| <b>C2 (ZAR)</b><br><b>Hedged</b><br><b>Income (F)</b>             | ZAR | ZAR 1,000        | ZAR 500        | ZAR 500          | Up to 0.50% | 1.50% | Nil | Up to 1% |
| <b>I (CHF)</b><br><b>Accumulati</b><br><b>on</b>                  | CHF | CHF<br>1,000,000 | CHF<br>100,000 | CHF<br>1,000,000 | Nil         | 0.75% | Nil | Nil      |
| <b>I (USD)</b><br><b>Accumulati</b><br><b>on</b>                  | USD | USD<br>1,000,000 | USD<br>100,000 | USD<br>1,000,000 | Nil         | 0.75% | Nil | Nil      |
| <b>I (CHF)</b><br><b>Hedged</b><br><b>Accumulati</b><br><b>on</b> | CHF | CHF<br>1,000,000 | CHF<br>100,000 | CHF<br>1,000,000 | Nil         | 0.75% | Nil | Nil      |
| <b>I (EUR)</b><br><b>Hedged</b><br><b>Accumulati</b><br><b>on</b> | EUR | EUR<br>1,000,000 | EUR<br>100,000 | EUR<br>1,000,000 | Nil         | 0.75% | Nil | Nil      |
| <b>I (CHF)</b><br><b>Income</b>                                   | CHF | CHF<br>1,000,000 | CHF<br>100,000 | CHF<br>1,000,000 | Nil         | 0.75% | Nil | Nil      |
| <b>I (EUR)</b><br><b>Income</b>                                   | EUR | EUR<br>1,000,000 | EUR<br>100,000 | EUR<br>1,000,000 | Nil         | 0.75% | Nil | Nil      |
| <b>I (USD)</b><br><b>Income</b>                                   | USD | USD<br>1,000,000 | USD<br>100,000 | USD<br>1,000,000 | Nil         | 0.75% | Nil | Nil      |
| <b>I (EUR)</b><br><b>Accumulati</b><br><b>on</b>                  | EUR | EUR<br>1,000,000 | EUR<br>100,000 | EUR<br>1,000,000 | Nil         | 0.75% | Nil | Nil      |
| <b>I (CHF)</b><br><b>Hedged</b><br><b>Income</b>                  | CHF | CHF<br>1,000,000 | CHF<br>100,000 | CHF<br>1,000,000 | Nil         | 0.75% | Nil | Nil      |
| <b>I (EUR)</b><br><b>Hedged</b><br><b>Income</b>                  | EUR | EUR<br>1,000,000 | EUR<br>100,000 | EUR<br>1,000,000 | Nil         | 0.75% | Nil | Nil      |
| <b>N (USD)</b><br><b>Income</b>                                   | USD | USD<br>1,000     | USD 500        | USD 500          | Up to 3%    | 1.5%  | Nil | Up to 1% |
| <b>N (USD)</b><br><b>Accumulati</b><br><b>on</b>                  | USD | USD<br>1,000     | USD 500        | USD 500          | Up to 3%    | 1.5%  | Nil | Up to 1% |
| <b>I (GBP)</b><br><b>Accumulati</b><br><b>on</b>                  | GBP | GBP<br>1,000,000 | GBP<br>100,000 | GBP<br>1,000,000 | Nil         | 0.75% | Nil | Nil      |
| <b>I (GBP)</b><br><b>Hedged</b><br><b>Accumulati</b><br><b>on</b> | GBP | GBP<br>1,000,000 | GBP<br>100,000 | GBP<br>1,000,000 | Nil         | 0.75% | Nil | Nil      |
| <b>I (GBP)</b><br><b>Income</b>                                   | GBP | GBP<br>1,000,000 | GBP<br>100,000 | GBP<br>1,000,000 | Nil         | 0.75% | Nil | Nil      |
| <b>I (GBP)</b><br><b>Hedged</b><br><b>Income</b>                  | GBP | GBP<br>1,000,000 | GBP<br>100,000 | GBP<br>1,000,000 | Nil         | 0.75% | Nil | Nil      |

|                                     |     |                   |                  |                   |     |        |     |     |
|-------------------------------------|-----|-------------------|------------------|-------------------|-----|--------|-----|-----|
| <b>U1 (EUR) Accumulation</b>        | EUR | EUR<br>25,000,000 | EUR<br>2,500,000 | EUR<br>25,000,000 | Nil | 0.675% | Nil | Nil |
| <b>U1 (GBP) Accumulation</b>        | GBP | GBP<br>25,000,000 | GBP<br>2,500,000 | GBP<br>25,000,000 | Nil | 0.675% | Nil | Nil |
| <b>U1 (USD) Accumulation</b>        | USD | USD<br>25,000,000 | USD<br>2,500,000 | USD<br>25,000,000 | Nil | 0.675% | Nil | Nil |
| <b>U1 (EUR) Hedged Accumulation</b> | EUR | EUR<br>25,000,000 | EUR<br>2,500,000 | EUR<br>25,000,000 | Nil | 0.675% | Nil | Nil |
| <b>U1 (GBP) Hedged Accumulation</b> | GBP | GBP<br>25,000,000 | GBP<br>2,500,000 | GBP<br>25,000,000 | Nil | 0.675% | Nil | Nil |
| <b>U1 (EUR) Income</b>              | EUR | EUR<br>25,000,000 | EUR<br>2,500,000 | EUR<br>25,000,000 | Nil | 0.675% | Nil | Nil |
| <b>U1 (GBP) Income</b>              | GBP | GBP<br>25,000,000 | GBP<br>2,500,000 | GBP<br>25,000,000 | Nil | 0.675% | Nil | Nil |
| <b>U1 (USD) Income</b>              | USD | USD<br>25,000,000 | USD<br>2,500,000 | USD<br>25,000,000 | Nil | 0.675% | Nil | Nil |
| <b>U1 (EUR) Hedged Income</b>       | EUR | EUR<br>25,000,000 | EUR<br>2,500,000 | EUR<br>25,000,000 | Nil | 0.675% | Nil | Nil |
| <b>U1 (GBP) Hedged Income</b>       | GBP | GBP<br>25,000,000 | GBP<br>2,500,000 | GBP<br>25,000,000 | Nil | 0.675% | Nil | Nil |
| <b>U2 (EUR) Accumulation</b>        | EUR | EUR<br>50,000,000 | EUR<br>5,000,000 | EUR<br>50,000,000 | Nil | 0.60%  | Nil | Nil |
| <b>U2 (GBP) Accumulation</b>        | GBP | GBP<br>50,000,000 | GBP<br>5,000,000 | GBP<br>50,000,000 | Nil | 0.60%  | Nil | Nil |
| <b>U2 (USD) Accumulation</b>        | USD | USD<br>50,000,000 | USD<br>5,000,000 | USD<br>50,000,000 | Nil | 0.60%  | Nil | Nil |
| <b>U2 (EUR) Hedged Accumulation</b> | EUR | EUR<br>50,000,000 | EUR<br>5,000,000 | EUR<br>50,000,000 | Nil | 0.60%  | Nil | Nil |
| <b>U2 (GBP) Hedged Accumulation</b> | GBP | GBP<br>50,000,000 | GBP<br>5,000,000 | GBP<br>50,000,000 | Nil | 0.60%  | Nil | Nil |
| <b>U2 (EUR) Income</b>              | EUR | EUR<br>50,000,000 | EUR<br>5,000,000 | EUR<br>50,000,000 | Nil | 0.60%  | Nil | Nil |

|                               |     |                   |                  |                   |     |       |     |     |
|-------------------------------|-----|-------------------|------------------|-------------------|-----|-------|-----|-----|
| <b>U2 (GBP) Income</b>        | GBP | GBP<br>50,000,000 | GBP<br>5,000,000 | GBP<br>50,000,000 | Nil | 0.60% | Nil | Nil |
| <b>U2 (USD) Income</b>        | USD | USD<br>50,000,000 | USD<br>5,000,000 | USD<br>50,000,000 | Nil | 0.60% | Nil | Nil |
| <b>U2 (EUR) Hedged Income</b> | EUR | EUR<br>50,000,000 | EUR<br>5,000,000 | EUR<br>50,000,000 | Nil | 0.60% | Nil | Nil |
| <b>U2 (GBP) Hedged Income</b> | GBP | GBP<br>50,000,000 | GBP<br>5,000,000 | GBP<br>50,000,000 | Nil | 0.60% | Nil | Nil |

Shareholders of the Merian Asian Equity Income Fund should note that all or a portion of Fees and Expenses in respect of Merian Asian Equity Income Fund may be charged to capital at a Fund or Share Class level. As a result capital may be eroded and income may be achieved by foregoing the potential for future capital growth. Thus, on redemptions of holdings Shareholders of the Merian Asian Equity Income Fund income share classes may not receive back the full amount invested due to capital reduction. It is recommended that Shareholders of the Merian Asian Equity Income Fund seek advice in this regard. The rationale for providing for the payment of fees and expenses out of capital is to increase the level of income distributed for income class shareholders.

#### Contingent Deferred Sales Charge

A contingent deferred sales charge may be payable on the repurchase of the Class B, Class C and Class C2 Shares of the Merian Asian Equity Income Fund. The amount of the contingent deferred sales charge payable will depend on the length of time between the date the Shares were purchased and their repurchase at the rates set out below.

| Years since purchase | Contingent deferred sales charge as a percentage of the subscription price paid | Contingent deferred sales charge as a percentage of the subscription price paid | Contingent deferred sales charge as a percentage of the subscription price paid |
|----------------------|---|---|---|
|                      | Class B Shares  | Class C Shares  | Class C2 Shares   |
| 0 - 1                | 4.00%   | 1.00%   | 2.00%   |
| 1 - 2                | 3.00%   | Nil   | 1.00%   |
| 2 - 3                | 2.00%   | Nil   | Nil   |
| 3 - 4                | 1.00%   | Nil   | Nil   |
| 4 and thereafter     | None  | Nil   | Nil   |

Any contingent deferred sales charge will be payable to the Manager. The Manager may pay some or all of any contingent deferred sales charge to its delegates as reimbursement for the expense of distribution, intermediary and/or other services rendered to the Manager, the Company and the Merian Asian Equity Income Fund. No contingent deferred sales charge shall be payable on Shares issued arising as a result of the reinvestment of dividends. No contingent deferred sales charge shall be payable on any increase on the Net Asset Value per Share above the subscription price paid for the Share and no contingent deferred sales charge shall be payable on transfers or conversions of Shares. For the purposes of determining whether a contingent deferred sales charge is payable any Shares redeemed shall be deemed to be those first subscribed.

A detailed summary of each of the fees and expenses of the Merian Asian Equity Income Fund and the Company is set out in the section of the Prospectus headed “**Fees and Expenses**”.

For further details on the subscription, repurchase, transfer or conversion of Shares in the Merian Asian Equity Income Fund please refer to the section of the Prospectus headed “**Subscriptions, Repurchases and Dealings in Shares**”.

## Distribution Policy

The Directors intend to declare a dividend in respect of the Classes of Shares of the Merian Asian Equity Income Fund set out in the table below (the “**Distributing Share Classes**”).

The Directors intend to declare dividends in accordance with the distribution frequency set out in the table below. Dividends that are declared yearly will be declared on 31 December; dividends that are declared half-yearly will be declared on 30 June and 31 December; dividends that are declared quarterly will be declared on 31 March, 30 June, 30 September and 31 December; and dividends that are declared monthly will be declared on the last Business Day of each month.

| <b>CLASS</b>                     | <b>Distribution Frequency</b> |
|----------------------------------|-------------------------------|
| Class L (USD) Income             | Monthly                       |
| Class L (USD) Income (F)         | Monthly                       |
| Class L (CHF) Income             | Monthly                       |
| Class L (GBP) Income             | Monthly                       |
| Class L (EUR) Income             | Monthly                       |
| Class L (AUD) Hedged Income      | Monthly                       |
| Class L (AUD) Hedged Income (F)  | Monthly                       |
| Class L (CHF) Hedged Income      | Monthly                       |
| Class L (EUR) Hedged Income      | Monthly                       |
| Class L (GBP) Hedged Income      | Monthly                       |
| Class L (RMB) Hedged Income      | Monthly                       |
| Class L (SGD) Hedged Income      | Monthly                       |
| Class L (ZAR) Hedged Income (F)  | Monthly                       |
| Class B (USD) Income             | Monthly                       |
| Class B (AUD) Hedged Income      | Monthly                       |
| Class B (RMB) Hedged Income      | Monthly                       |
| Class B (ZAR) Hedged Income      | Monthly                       |
| Class C (USD) Income             | Monthly                       |
| Class C (AUD) Hedged Income      | Monthly                       |
| Class C (RMB) Hedged Income      | Monthly                       |
| Class C (ZAR) Hedged Income      | Monthly                       |
| Class C2 (USD) Income (F)        | Monthly                       |
| Class C2 (AUD) Hedged Income (F) | Monthly                       |
| Class C2 (ZAR) Hedged Income (F) | Monthly                       |
| Class I (CHF) Income             | Monthly                       |
| Class I (EUR) Income             | Monthly                       |
| Class I (CHF) Hedged Income      | Monthly                       |
| Class I (EUR) Hedged Income      | Monthly                       |
| Class I (USD) Income             | Monthly                       |
| Class N (USD) Income             | Monthly                       |
| Class I (GBP) Income             | Monthly                       |
| Class I (GBP) Hedged Income      | Monthly                       |
| Class U1 (EUR) Income            | Monthly                       |
| Class U1 (GBP) Income            | Monthly                       |
| Class U1 (USD) Income            | Monthly                       |
| Class U1 (EUR) Hedged Income     | Monthly                       |
| Class U1 (GBP) Hedged Income     | Monthly                       |
| Class U2 (EUR) Income            | Monthly                       |
| Class U2 (GBP) Income            | Monthly                       |
| Class U2 (USD) Income            | Monthly                       |
| Class U2 (EUR) Hedged Income     | Monthly                       |
| Class U2 (GBP) Hedged Income     | Monthly                       |

It is the intention of the Directors that dividends will be paid from the Merian Asian Equity Income Fund's net income. In addition, Merian Asian Equity Income Fund may also pay dividends out of capital for certain share classes. As the Merian Asian Equity Income Fund currently charges fees and expenses to capital the Merian Asian Equity Income Fund's income available for distribution will in practice be a gross rather than net income figure. Gross income shall generally consist of interest, dividends and other investment income less withholding and other taxes or adjustments as applicable. The rationale for providing for the payment of dividends out of capital is to allow the Merian Asian Equity Income Fund the ability to provide a stable and consistent level of distribution to investors seeking income oriented investment solutions.

For Share Classes that are not Distributing Share Classes, the Merian Asian Equity Income Fund's income and capital gains will be reinvested in accordance with the investment objectives and investment policies of the Merian Asian Equity Income Fund.

The Directors may operate an income smoothing mechanism which aims to generate a more stable level of distributions from one month to the next. This may involve reducing the income paid out for a particular month to counter possible shortfalls in the income available for distribution in later months. Any such undistributed income will be paid out in respect of the final month of the annual accounting period.

#### **Risk Factors**

It cannot be guaranteed that the performance of the Merian Asian Equity Income Fund will generate a return and there may be circumstances where no return is generated or the amount invested is lost.

#### *Risks Associated with the Stock Connects*

The relevant rules and regulations of the Stock Connects are untested and subject to change which may have potential retrospective effect. The programmes are subject to quota limitations which may restrict the Merian Asian Equity Income Fund's ability to invest in China A Shares through the programmes on a timely basis and where a suspension in the trading through the programmes is effected, the Merian Asian Equity Income Fund's ability to access the China A Shares market (and hence to pursue its investment strategy) will be adversely affected. The PRC regulations impose certain restrictions on selling and buying of China A Shares. Hence the Merian Asian Equity Income Fund may not be able to dispose of holdings of China A Shares in a timely manner. Also, a stock may be recalled from the scope of eligible stocks for trading via the Stock Connects. This may adversely affect the investment portfolio or strategies of the Merian Asian Equity Income Fund, for example, when the Investment Manager wishes to purchase a stock which is recalled from the scope of eligible stocks. Due to the differences in trading days, the Merian Asian Equity Income Fund may be subject to a risk of price fluctuations in China A Shares on a day that the PRC market is open for trading but the Hong Kong market is closed.

#### *Liquidity Risk of Investing in China A Shares*

China A Shares may be subject to trading bands which restrict increases and decreases in the trading price. The Merian Asian Equity Income Fund if investing through the Stock Connects will be prevented from trading underlying China A Shares when they hit the "trading band limit". If this happens on a particular trading day, the Merian Asian Equity Income Fund may be unable to trade China A Shares. As a result, the liquidity of the China A Shares may be adversely affected which in turn may affect the value of the Merian Asian Equity Income Fund's investments.

#### *PRC tax considerations in relation to investment in China A Shares via the Stock Connects*

On 14 November 2014, the Ministry of Finance, the State of Administration of Taxation and the CSRC jointly issued a notice in relation to the taxation rule on the Stock Connects under Caishui 2014 No.81 ("Notice No.81"). Under Notice No.81, corporate income tax and individual income tax will be temporarily exempted on gains derived by Hong Kong and overseas resident investors (including the Merian Asian Equity Income Fund) on the trading of China A Shares through the Stock Connects with effect from 17 November 2014. However, Hong Kong and overseas investors are required to pay tax

on dividends and/or bonus shares at the rate of 10% which will be withheld and paid to the relevant authority by the listed companies, unless an applicable double tax treaty could be applied to reduce the dividend withholding tax rate. As a result of Notice No.81, the uncertainty of providing for tax on gains derived from the disposal of Chinese securities now solely relates to investment in other types of Chinese securities (e.g. China B or H Shares).

Based on the prevailing value added tax ("VAT") regulations, capital gains derived by investors via the Stock Connects are exempted from VAT.

Hong Kong and overseas investors are required to pay stamp duty arising from the trading of China A Shares and the transfer of China A Shares by way of succession or gift in accordance with the existing taxation rules in the PRC.

The attention of investors is drawn to the sections of the Prospectus headed "**Financial Derivative Instruments**" and "**Risk Factors**".

### **Material Contracts**

The following contracts have been entered into and are, or may be, material in respect of the Merian Asian Equity Income Fund:-

The Management and Distribution Agreement dated 31 October 2019 between the Company, the Manager and the Investment Manager.

---

## Jupiter Asset Management Series plc

---

An umbrella type open-ended investment company with variable capital and segregated liability between sub-funds and incorporated with limited liability under the laws of Ireland with registered number 271517, authorised by the Central Bank on 10 October 1997 as a UCITS, pursuant to the UCITS Regulations.

This Supplement contains information relating specifically to the Jupiter Global Emerging Markets Focus Fund, a sub-fund of Jupiter Asset Management Series plc (the "**Company**"), an open-ended umbrella fund with segregated liability between sub-funds.

**This Supplement forms part of and should be read in the context of and in conjunction with the Prospectus for the Company dated 30 November 2022 (the "Prospectus") which immediately precedes this Supplement and is incorporated herein.**

### Jupiter Global Emerging Markets Focus Fund

21 December 2022

*Capitalised terms used herein shall have the meanings attributed to them in the Prospectus.*

The Directors of the Company whose names appear in the Prospectus under the heading "**Management and Administration**" accept responsibility for the information contained in this Supplement and the Prospectus. To the best of the knowledge and belief of the Directors (who have taken all reasonable care to ensure that such is the case) the information contained in this Supplement and in the Prospectus is in accordance with the facts and does not omit anything likely to affect the import of such information. The Directors accept responsibility accordingly.

**An investment in any of the Jupiter Global Emerging Markets Focus Fund should not constitute a substantial proportion of an investor's investment portfolio and may not be appropriate for all investors.**

**Shareholders of the Jupiter Global Emerging Markets Focus Fund should note that all or a part of fees and expenses will be charged to the capital at a Fund or Share Class level. This will have the effect of lowering the capital value of your investment.**



## Investment Objective and Policies

The objective of the Jupiter Global Emerging Markets Focus Fund is to seek to achieve asset growth through investment in a well-diversified portfolio of equity securities of issuers in the Emerging Markets or of issuers established outside of the Emerging Markets, which have a predominant proportion of their assets or business operations in the Emerging Markets and which are listed, traded or dealt in on a Regulated Market worldwide. It is not proposed to concentrate investments in any one industry or sector. The Fund takes sustainability risk and ESG Characteristics (as defined below) into account as part of its selection process (as further described in section “Sustainability Approach” below).

The Jupiter Global Emerging Markets Focus Fund shall invest, in normal market circumstances, at least 80 per cent. of its Net Asset Value in ordinary shares or common stock, ADRs, GDRs, preference shares, ETFs and warrants, provided that any investment in warrants shall not comprise more than 5 per cent. of the Net Asset Value of the Jupiter Global Emerging Markets Focus Fund. The underlying exposure from investing in warrants shall also not comprise more than 5 per cent. of the Net Asset Value of the Jupiter Global Emerging Markets Focus Fund.

The Jupiter Global Emerging Markets Focus Fund may invest its liquid assets or may invest up to one third of the Net Asset Value for temporary defensive purposes in short-term securities such as commercial paper, bankers’ acceptances, certificates of deposit and government securities issued by an OECD member country or by any supranational entity provided that the foregoing securities are denominated in USD, subject to the investment restriction 2.1 of Schedule III in the Prospectus, are listed, traded or dealt in on a Regulated Market in an OECD member country and are rated Investment Grade or better.

The Jupiter Global Emerging Markets Focus Fund may invest in and have direct access to certain eligible China A Shares listed on the Shanghai Stock Exchange and Shenzhen Stock Exchange via the Shanghai-Hong Kong Stock Connect (as further described in the sub-section headed “**Shanghai-Hong Kong Stock Connect**” below) and the Shenzhen-Hong Kong Stock Connect (as further described in the sub-section headed “**Shenzhen-Hong Kong Stock Connect**” below) (collectively, the “**Stock Connects**”). Exposure to China A Shares through the Stock Connects will not be more than 20% of the Jupiter Global Emerging Markets Focus Fund’s Net Asset Value.

The Jupiter Global Emerging Markets Focus Fund may invest up to 5 per cent. of its Net Asset Value in open-ended collective investment schemes whose objective is to invest in any of the foregoing. Investment in collective investment schemes shall include both UCITS and alternative investment funds. In particular, any investment in open-ended alternative investment funds will be subject to Regulation 114(6) of the Central Bank (Supervision and Enforcement) Act 2013 (Section 48(1)) (Undertakings for Collective Investment in Transferable Securities) Regulations 2019 (the “Central Bank UCITS Regulations”).

The Jupiter Global Emerging Markets Focus Fund may invest up to 5 per cent. of its Net Asset Value in REITs listed, traded or dealt in on Regulated Markets worldwide.

The Jupiter Global Emerging Markets Focus Fund may invest up to 10 per cent. of its Net Asset Value in equity securities of issuers outside of the Emerging Markets.

The Jupiter Global Emerging Markets Focus Fund may employ investment techniques and instruments which may be exchange-traded or over-the-counter derivatives, such as futures (such as currency future contracts), options, options on futures, forward settled transactions, convertible securities, hybrid securities, structured notes, credit default swaps and swap agreements. Such derivative instruments may be used for (i) hedging purposes, (ii) efficient portfolio management, and/or (iii) investment purposes, subject to the conditions and within the limits from time to time laid down by the Central Bank. All exposure arising through the investment in financial derivative instruments will be covered by the underlying assets of the Jupiter Global Emerging Markets Focus Fund. The Jupiter Global Emerging Markets Focus Fund will use the commitment approach methodology to accurately measure, monitor and manage the “leverage” effect produced by the use of financial derivative instruments and for the calculation of its global exposure. As the Jupiter Global Emerging Markets Focus Fund uses the commitment approach it must ensure that its global exposure does not exceed its total net asset value.

The use of such financial derivative instruments will result in minimal leverage of up to 10 per cent. of the Net Asset Value of the Jupiter Global Emerging Markets Focus Fund under the commitment approach. In using the commitment approach for the calculation of global exposure, the Jupiter Global Emerging Markets Focus Fund will convert each derivative position into the market value of an equivalent position in the underlying asset of that derivative.”

The Jupiter Global Emerging Markets Focus Fund may use derivatives to acquire synthetic long and synthetic short positions over a variety of time periods (depending on current market conditions and the Investment Manager’s view relative to those conditions) in accordance with the requirements of the Central Bank. The expected range for the long and short positions the Jupiter Global Emerging Markets Focus Fund may take is between 0% to 10% short exposures in combination with 0% to 10% long exposures.

The Jupiter Global Emerging Markets Focus Fund is denominated in USD.

### **Investment Approach**

The Jupiter Global Emerging Markets Focus Fund is actively managed, which means the Investment Manager has freedom to select the investments in order to seek to achieve the investment objective of the Jupiter Global Emerging Markets Focus Fund. In seeking to achieve its investment objective, the Jupiter Global Emerging Markets Focus Fund aims to deliver a return, net of fees, greater than that of the MSCI EM (Emerging Markets) Index (the “**Index**”) with net dividends re-invested over rolling 3 year periods.

The Index represents the performance of the large and mid-cap segments of emerging markets globally.

The Investment Manager uses a bottom-up analysis to select the stocks and decide their relative weightings. Individual stock selection involves analysing a company’s financial statements and appraising the strength of a company’s competitive advantage. Country and sector allocations, may also be considered in the portfolio construction process, involving analysis of macro-economic factors and as well as political drivers.

The Index is a broad representation of the Jupiter Global Emerging Markets Focus Fund's investment universe. Although a large proportion of the Jupiter Global Emerging Markets Focus Fund’s investments may be components of the Index, the Investment Manager does not seek to replicate the performance of the Index; it is seeking to deliver a return, net of fees, greater than the Index. In particular, the Jupiter Global Emerging Markets Focus Fund may invest in companies which are not included in the Index and the stock selection and portfolio construction process, as set out above, mean that the number and weightings of the companies, industries, sectors and countries of the holdings of the Jupiter Global Emerging Markets Focus Fund may diverge materially from the Index. Therefore, the risk and return profile of the Jupiter Global Emerging Markets Focus Fund will likely be significantly different to that of the Index.

The Index is not designated for the purpose of attaining the environmental or social characteristics promoted by the Jupiter Global Emerging Markets Focus Fund.

### **Sustainability Approach**

The Jupiter Global Emerging Markets Focus Fund promotes environmental and social characteristics on an ongoing basis within the scope of Article 8 of SFDR but does not have a sustainable investment objective. The environmental and social characteristics selected for the Jupiter Global Emerging Markets Focus Fund include (i) the promotion of the transition to a low carbon economy in seeking to promote the goal of net zero greenhouse emissions by 2050 or sooner; and (ii) the upholding of responsibilities to people and planet in seeking compliance with the UN Global Compact Principles (together, the “**ESG Characteristics**”). Such ESG Characteristics may develop over time.

Certain binding exclusions are applied to the Fund in the furtherance on the foregoing ESG Characteristics. Further information about the foregoing and such environmental and social

characteristics is available in the pre-contractual disclosures relating to the Jupiter Global Emerging Markets Focus Fund set out in the Annex hereto.

A minimum of 75% of the Jupiter Global Emerging Markets Focus Fund's investments will be analysed using the Investment Manager's ESG characteristics.

The integration of material sustainability risks is a fundamental part of the investment decision making process and risk management process and a crucial element to the generation of long-term returns. The active ownership approach considers material ESG factors (such as environmental, or social and governance considerations) and principal adverse impacts on sustainability factors, which strengthen the ability to assess risks and opportunities that drive long-term value. These measures are believed to enhance investment decision making leading to better client outcomes by selecting companies that have greater alignment to security holder and stakeholder interests.

These risks are considered through the investment process and form part of the ongoing monitoring of portfolio companies. The Investment Manager will utilise a combination of any of the following to meet these goals or as indicators to measure attainment of ESG Characteristics:

- i) Primary research;
- ii) Company engagement;
- iii) Third party ESG risk data (including climate analysis and principal adverse impact data);
- iv) Proxy voting research;
- v) Direct and collaborative engagement with companies and other investors / industry bodies;
- vi) Commitment to responsible investment codes; and
- vii) Alignment with United Nations Global Compact Principles.

With the exception of the restrictions and minimum thresholds stated in the Sustainability Approach, there are no sustainability risk-related limits or ESG investment restrictions applicable to the Jupiter Global Emerging Markets Focus Fund, save for such restrictions as may arise in line with regulatory requirements. Low ranking or negative third-party scores from third party ESG providers will not automatically prohibit investment, but these matters will be given due consideration through internal review. The Investment Manager retains the discretion to divest from or engage with a company when considering adverse sustainability risks or events. The above activities are conducted by the Investment Manager because it is responsible for the integration of sustainability risks within the investment decision-making process.

In the Investment Manager's view, the integration of material sustainability risks in the investment process informs investment decisions and contributes to stronger risk adjusted returns over the long-term. The assessment of the likely impacts of sustainability risks on returns involves both quantitative and qualitative judgments. The outcomes in accordance with Jupiter's Responsible Investment Policy can be realised in the short term or achieved over multiple periods. Impacts may also be influenced by market conditions.

Please refer to the sections headed "Environmental, Social and Governance ("ESG") Investment Risk", "Sustainability Risk" and "The Sustainable Finance Disclosure Regulation" for further information.

### **Stock Connects**

The Jupiter Global Emerging Markets Focus Fund may invest in certain eligible China A Shares through the Stock Connects. The Shanghai-Hong Kong Stock Connect is a securities trading and clearing links program developed by Hong Kong Exchanges and Clearing Limited ("HKEx"), Shanghai Stock Exchange ("SSE") and China Securities Depository and Clearing Corporation Limited ("ChinaClear"). The Shenzhen-Hong Kong Stock Connect is a securities trading and clearing links program developed by the HKEx, the Shenzhen Stock Exchange ("SZSE") and ChinaClear. The aim of the Stock Connects is to achieve mutual stock market access between mainland China and Hong Kong.

The Shanghai-Hong Kong Stock Connect comprises a Northbound Shanghai Trading Link and a Southbound Hong Kong Trading Link. Under the Northbound Shanghai Trading Link, Hong Kong and overseas investors (including the Jupiter Global Emerging Markets Focus Fund), through their Hong

Kong brokers, sub-custodians and a securities trading service company established by the Stock Exchange of Hong Kong (“SEHK”), may be able to trade eligible China A Shares listed on the SSE (“SSE securities”) by routing orders to SSE. Under the Southbound Hong Kong Trading Link under Shanghai-Hong Kong Stock Connect, investors in the People’s Republic of China (“PRC”) will be able to trade certain stocks listed on the SEHK.

The Shenzhen-Hong Kong Stock Connect comprises a Northbound Shenzhen Trading Link and a Southbound Hong Kong Trading Link. Under the Northbound Shenzhen Trading Link, Hong Kong and overseas investors (including the Jupiter Global Emerging Markets Focus Fund), through their Hong Kong brokers, sub-custodians and a securities trading service company established by SEHK, may be able to trade eligible China A Shares listed on the SZSE (“SZSE securities”) by routing orders to SZSE. Under the Southbound Hong Kong Trading Link under Shenzhen-Hong Kong Stock Connect, investors in the PRC will be able to trade certain stocks listed on the SEHK.

### **Eligible Securities**

#### **(i) The Shanghai-Hong Kong Stock Connect**

Under the Shanghai-Hong Kong Stock Connect, the Jupiter Global Emerging Markets Focus Fund, through the Hong Kong brokers, may trade SSE securities. These include all the constituent stocks from time to time of the SSE 180 Index and SSE 380 Index, and all the SSE-listed China A Shares that are not included as constituent stocks of the relevant indices but which have corresponding H-Shares listed on the SEHK, except the following:

- (a) SSE-listed shares which are not traded in Renminbi (“RMB”); and
- (b) SSE-listed shares which are under risk alert.

It is expected that the list of eligible securities will be subject to review and may change.

#### **(ii) The Shenzhen-Hong Kong Stock Connect**

Under the Shenzhen-Hong Kong Stock Connect, the Jupiter Global Emerging Markets Focus Fund, through the Hong Kong brokers, may trade SZSE securities. These include all the constituent stocks of the SZSE Component Index and the SZSE Small/Mid Cap Innovation Index which have a market capitalization of not less than RMB 6 billion, and all the SZSE-listed China A shares which have corresponding H-Shares listed on SEHK, except the following:

- a) SZSE-listed shares which are not traded in RMB; and
- b) SZSE-listed shares which are under risk alert or under delisting arrangement.

At the initial stage of the Northbound Shenzhen Trading Link, investors eligible to trade shares that are listed on the ChiNext Board of SZSE under the Northbound Shenzhen Trading Link are limited to institutional professional investors as defined in the relevant Hong Kong rules and regulations.

It is expected that the list of eligible securities will be subject to review and may change.

The term “**China A Shares**” means domestic shares in the PRC incorporated companies listed on either the SSE or the Shenzhen Stock Exchange, the prices of which are quoted in RMB and which are available to such investors as approved by the China Securities Regulatory Commission (“CSRC”).

In addition to those risk factors set out in relation to the PRC investment, a number of the key risks of investing in selective China A Shares listed on the SSE or the SZSE via the Stock Connects are set out in the section entitled “Risk Factors”.

### **Profile of a Typical Investor**

A typical investor has a long term investment horizon and is prepared to accept a moderate to high level of volatility. This is not a guide to the future volatility of the Jupiter Global Emerging Markets Focus Fund

and may move over time. Investors may also refer to the KIID for the most up-to-date SRRI measurement of volatility.

### **Investment Manager**

The Investment Manager of the Jupiter Global Emerging Markets Focus Fund is Jupiter Investment Management Limited.

### **Base Currency**

The Base Currency is USD for the Jupiter Global Emerging Markets Focus Fund.

### **Business Day**

In respect of the Jupiter Global Emerging Markets Focus Fund, means a day (excluding Saturdays, Sundays and public holidays) on which retail banks are open for business in Dublin, London and the New York Stock Exchange is open for business in New York.

### **Dealing Day**

Means in respect of the Jupiter Global Emerging Markets Focus Fund every Business Day or such other days as the Directors may determine and provided that there shall be at least one Dealing Day each fortnight.

### **Classes of Shares**

The Classes of Shares in the Jupiter Global Emerging Markets Focus Fund are distinguished principally on the basis of the initial charge, the redemption charge, the contingent deferred sales charge and the management and distribution fees applicable to them.

Class B, C, C2, L, N and S Shares are offered primarily as an investment to Retail Investors. Investors wishing to purchase Class B, C, C2, L, N or S Shares should do so via their financial intermediary.

Class B Shares and Class C2 Shares, whether purchased before or after the Effective Date, will automatically convert into Shares in the corresponding Class L Shares upon the expiry of 4 years (Class B Shares), or 2 years (Class C2 Shares) from the date of the initial subscription into the relevant Class B Shares or Class C2 Shares.

Class I Shares may be offered in certain limited circumstances to Institutional Investors or distributors and platforms who have separate fee arrangements with their clients, and who in the Investment Manager's reasonable opinion are able to subscribe an amount in excess of the investment minimum as set out below. With regard to MiFID distributors, Class I Shares will be available to those providing portfolio management or independent investment advice as defined by the MiFID II Directive and those providing non independent advice who have a separate fee arrangement with their clients under which they have agreed not to receive and retain inducements.

Class U1 Shares are only available to investors who in the Manager or Investment Manager's reasonable opinion are able to subscribe an amount in excess of the investment minimum as set out below and who have agreed specific terms of business with the Manager or Investment Manager. With regard to MiFID distributors, Class U1 Shares will be available to those providing portfolio management or independent investment advice as defined by the MiFID II Directive and those providing non independent advice who have a separate fee arrangement with their clients under which they have agreed not to receive and retain inducements.

Class U2 Shares are offered only as an investment through designated financial intermediaries who have agreed specific terms of business with the Investment Manager. With regard to MiFID distributors, Class U2 Shares will be available to those providing portfolio management or independent investment advice as defined by the MiFID II Directive and those providing non independent advice who have a

separate fee arrangement with their clients under which they have agreed not to receive and retain inducements.

Class P2 Shares may be offered in certain limited circumstances to Institutional Investors or distributors and platforms who have separate fee arrangements with their clients, and who in the Investment Manager's reasonable opinion are able to subscribe an amount in excess of the investment minimum as set out below. The Jupiter Global Emerging Markets Focus Fund does not intend to issue more than \$100,000,000 (or its currency equivalent) of Class P2 Shares, however the Directors may, in their sole and absolute discretion, increase this limit.

### Initial Offer Period and Subscription Price

The Initial Offer Period for any Class of Shares in the Jupiter Global Emerging Markets Focus Fund which is available but not yet launched will close on 20 June 2023. The initial offer period in respect of any new class of Shares may be shortened or extended by the Directors. The Central Bank will be notified in advance of any extension if subscriptions for Shares have been received and otherwise on an annual basis.

The initial subscription price of each Class of Shares during the Initial Offer Period shall be, depending on the denomination of the Share Class, EUR 10.00, GBP 10.00, RMB 10.00, USD 10.00.

### Fees and Expenses

#### Management Fee, Initial Charge, Redemption Fee, Distribution Fee and Minimum Investment and Holding Amounts

The amount of the fees for each of the various Classes of Shares of the Jupiter Global Emerging Markets Focus Fund is set out below and is expressed as a percentage per annum of the Net Asset Value of each Class of Share in the Jupiter Global Emerging Markets Focus Fund.

| Class                              | Currency | Minimum Initial Investment | Minimum Subsequent Investment | Minimum Holding Requirement | Initial Charge | Management Fee | Redemption Fee | Distribution Fee | Performance Fee |
|------------------------------------|----------|----------------------------|-------------------------------|-----------------------------|----------------|----------------|----------------|------------------|-----------------|
| <b>L (USD) Accumulation</b>        | USD      | USD 500                    | USD 250                       | USD 500                     | Up to 5.00%    | 1.50%          | Nil            | Nil              | No              |
| <b>L (EUR) Accumulation</b>        | EUR      | EUR 500                    | EUR 250                       | EUR500                      | Up to 5.00%    | 1.50%          | Nil            | Nil              | No              |
| <b>L (EUR) Hedged Accumulation</b> | EUR      | EUR 500                    | EUR 250                       | EUR500                      | Up to 5.00%    | 1.50%          | Nil            | Nil              | No              |
| <b>L (GBP) Accumulation</b>        | GBP      | GBP500                     | GBP 250                       | GBP 500                     | Up to 5.00%    | 1.50%          | Nil            | Nil              | No              |
| <b>L (RMB) Hedged Accumulation</b> | RMB      | RMB 500                    | RMB 250                       | RMB 500                     | Up to 5.00%    | 1.50%          | Nil            | Nil              | No              |
| <b>B (USD) Accumulation</b>        | USD      | USD 1,000                  | USD 500                       | USD 500                     | Nil            | 1.50%          | Nil            | Up to 1%         | No              |

|                              |     |                 |                 |                 |              |        |     |             |     |
|------------------------------|-----|-----------------|-----------------|-----------------|--------------|--------|-----|-------------|-----|
| <b>C (USD) Accumulation</b>  | USD | USD 1,000       | USD 500         | USD 500         | Up to 1.00 % | 1.50%  | Nil | Up to 1.50% | No  |
| <b>C2 (USD) Accumulation</b> | USD | USD 1,000       | USD 500         | USD 500         | Up to 0.50 % | 1.50%  | Nil | Up to 1%    | No  |
| <b>I (USD) Accumulation</b>  | USD | USD 1,000,000   | USD 100,000     | USD 1,000,000   | Nil          | 0.75%  | Nil | Nil         | No  |
| <b>I (EUR) Accumulation</b>  | EUR | EUR 1,000,000   | EUR 100,000     | EUR 1,000,000   | Nil          | 0.75%  | Nil | Nil         | No  |
| <b>N (USD) Income</b>        | USD | USD 1,000       | USD 500         | USD 500         | Up to 3%     | 1.50%  | Nil | Up to 1%    | No  |
| <b>N (USD) Accumulation</b>  | USD | USD 1,000       | USD 500         | USD 500         | Up to 3%     | 1.50%  | Nil | Up to 1%    | No  |
| <b>I (GBP) Accumulation</b>  | GBP | GBP 1,000,000   | GBP 100,000     | GBP 1,000,000   | Nil          | 0.75%  | Nil | Nil         | No  |
| <b>P2 (USD) Accumulation</b> | USD | USD 300,000,000 | USD 150,000,000 | USD 150,000,000 | Nil          | 0.20%  | Nil | Nil         | Yes |
| <b>P2 (GBP) Accumulation</b> | GBP | GBP 300,000,000 | GBP 150,000,000 | GBP 150,000,000 | Nil          | 0.20%  | Nil | Nil         | Yes |
| <b>P2 (EUR) Accumulation</b> | EUR | EUR 300,000,000 | EUR 150,000,000 | EUR 150,000,000 | Nil          | 0.20%  | Nil | Nil         | Yes |
| <b>S (GBP) Accumulation</b>  | GBP | GBP 1,000,000   | GBP 500         | GBP 500         | Nil          | 1.00%  | Nil | Nil         | No  |
| <b>U1 (GBP) Accumulation</b> | GBP | GBP 25,000,000  | GBP 2,500,000   | GBP 25,000,000  | Nil          | 0.675% | Nil | Nil         | No  |
| <b>U1 (GBP) Income</b>       | GBP | GBP 25,000,000  | GBP 2,500,000   | GBP 25,000,000  | Nil          | 0.675% | Nil | Nil         | No  |
| <b>U2 (GBP) Accumulation</b> | GBP | GBP 50,000,000  | GBP 5,000,000   | GBP 50,000,000  | Nil          | 0.60%  | Nil | Nil         | No  |
| <b>U2 (GBP) Income</b>       | GBP | GBP 50,000,000  | GBP 5,000,000   | GBP 50,000,000  | Nil          | 0.60%  | Nil | Nil         | No  |

Shareholders of the Jupiter Global Emerging Markets Focus Fund should note that all or a portion of Fees and Expenses in respect of Jupiter Global Emerging Markets Focus Fund may be charged to capital at a Fund or Share Class level. As a result capital may be eroded and income may be achieved by foregoing the potential for future capital growth. Thus, on redemptions of holdings Shareholders of the Jupiter Global Emerging Markets Focus Fund income share classes may not receive back the full

amount invested due to capital reduction. It is recommended that Shareholders of the Jupiter Global Emerging Markets Focus Fund seek advice in this regard. The rationale for providing for the payment of fees and expenses out of capital is to increase the level of income distributed for income class shareholders.

### Contingent Deferred Sales Charge

A contingent deferred sales charge may be payable on the repurchase of the Class B and Class C Shares of the Jupiter Global Emerging Markets Focus Fund. The amount of the contingent deferred sales charge payable will depend on the length of time between the date the Shares were purchased and their repurchase at the rates set out below.

| Years since purchase | Contingent deferred sales charge as a percentage of the subscription price paid | Contingent deferred sales charge as a percentage of the subscription price paid | Contingent deferred sales charge as a percentage of the subscription price paid |
|----------------------|---|---|---|
|                      | Class B Shares  | Class C Shares  | Class C2 Shares   |
| 0 - 1                | 4.00%   | 1.00%   | 2.00%   |
| 1 - 2                | 3.00%   | Nil   | 1.00%   |
| 2 - 3                | 2.00%   | Nil   | Nil   |
| 3 - 4                | 1.00%   | Nil   | Nil   |
| 4 and thereafter     | None  | Nil   | Nil   |

Any contingent deferred sales charge will be payable to the Manager. The Manager may pay some or all of any contingent deferred sales charge to its delegates as reimbursement for the expense of distribution, intermediary and/or other services rendered to the Manager, the Company and the Jupiter Global Emerging Markets Focus Fund. No contingent deferred sales charge shall be payable on Shares issued arising as a result of the reinvestment of dividends. No contingent deferred sales charge shall be payable on any increase on the Net Asset Value per Share above the subscription price paid for the Share and no contingent deferred sales charge shall be payable on transfers or conversions of Shares. For the purposes of determining whether a contingent deferred sales charge is payable any Shares redeemed shall be deemed to be those first subscribed.

### Performance Fee

With respect to the Jupiter Global Emerging Markets Focus Fund, the Investment Manager may be entitled to a performance fee out of the Jupiter Global Emerging Markets Focus Fund's assets. With respect to the Jupiter Global Emerging Markets Focus Fund, the performance fee is only applicable to the following share classes: Class P2 (USD) Accumulation, Class P2 (GBP) Accumulation and Class P2 (EUR) Accumulation.

The Performance Fee will be calculated and accrued daily and will be payable annually in arrears in respect of each Performance Period ("**Performance Period of the Jupiter Global Emerging Markets Focus Fund**"). A Performance Period of the Jupiter Global Emerging Markets Focus Fund will comprise of each successive twelve month period ending on 31 December. The Performance Fee (if any), will crystallise, become payable and will be credited to the Investment Manager at the end of each Performance Period. The Performance Fee is normally payable to the Investment Manager annually in arrears within 15 calendar days of the end of each Performance Period. In addition, if a Shareholder repurchases or converts all or part of their Shares before the end of a Performance Period, any accrued Performance Fee with respect to such Shares will crystallise on that Dealing Day and will then become immediately payable.

If a Share is repurchased or converted at any time other than at the end of a Performance Period, the Performance Fee attributable to such Share could be different from the Performance Fee that would be payable if such Share was not repurchased or converted until the end of the relevant Performance Period.



**“The Benchmark”** is the MSCI EM (Emerging Markets) Index with net dividends re-invested, where the Index valuation point shall be 12.00 noon. (Irish time). Ticker Code: NU724226

**“Valuation Point”** shall be 12.00 noon. (Irish time) on each Dealing Day.

**“The Benchmark Performance”** in respect of a Performance Period of the Jupiter Global Emerging Markets Focus Fund, the Benchmark Performance is the difference between the level of the Benchmark calculated at the Valuation Point on the last Business Day of the previous Performance Period of the Jupiter Global Emerging Markets Focus Fund and the level of the Benchmark calculated at the Valuation Point on the last Business Day of the relevant Performance Period of the Jupiter Global Emerging Markets Focus Fund, expressed as a percentage.

The **“Share Class Performance”** in respect of the first Performance Period of the Jupiter Global Emerging Markets Focus Fund is the difference between the opening Net Asset Value per Share and the Net Asset Value per Share at the Valuation Point on the last Business Day of the Performance Period of the Jupiter Global Emerging Markets Focus Fund, expressed as a percentage. For each Performance Period of the Jupiter Global Emerging Markets Focus Fund thereafter, the Share Class Performance is the difference between the Net Asset Value per Share at the Valuation Point on the last Business Day of the previous Performance Period of the Jupiter Global Emerging Markets Focus Fund and the Net Asset Value per Share at the Valuation Point on the last Business Day of the relevant Performance Period of the Jupiter Global Emerging Markets Focus Fund, expressed as a percentage.

Where a fair value adjustment has been made to the Net Asset Value per Share of the Jupiter Global Emerging Markets Focus Fund then this will be excluded for the purposes of the calculation of the Performance Fee.

For all share classes, the Benchmark will be priced at the Benchmark valuation point according to the Benchmark provider’s pricing methodology. The exchange rates used in calculating the net asset values for all share classes will be the prevailing exchange rates at the Fund’s Valuation Point. For share classes not denominated in US Dollars (USD) the Benchmark returns shall be converted from USD to the corresponding currency of the Share Class with the relevant currency exchange rates at the Benchmark valuation point.

As outlined in the ‘Investment Approach’ section above, the Benchmark is consistent with the Jupiter Global Emerging Markets Focus Fund’s investment strategy. Information on the Jupiter Global Emerging Markets Focus Fund’s past performance measured against the Benchmark is included in the relevant KIID.

Calculation of the Net Asset Value per Share of each Class for Performance Fee purposes is net of all costs but no deduction will be made on account of Performance Fees accrued in the Performance Period of the Jupiter Global Emerging Markets Focus Fund, unless it is in the best interests of Shareholders to do so and any net income distributed to Shareholders in respect of the Performance Period of the Jupiter Global Emerging Markets Focus Fund is added back.

The **“Percentage Outperformance”** in respect of Performance Periods of the Jupiter Global Emerging Markets Focus Fund where Share Class Performance is greater than Benchmark Performance is the arithmetical difference between Share Class Performance and Benchmark Performance, expressed as a percentage. In respect of Performance Periods of the Jupiter Global Emerging Markets Focus Fund where Share Class Performance is less than Benchmark Performance, such underperformance, being the arithmetical difference between Share Class Performance and Benchmark Performance expressed in percentage points, will be carried forward and no Performance Fee will be payable in any subsequent Performance Period of the Jupiter Global Emerging Markets Focus Fund unless Share Class Performance measured against Benchmark Performance has recovered any accumulated percentage underperformance for previous periods. In the Performance Period of the Jupiter Global Emerging Markets Focus Fund in which any accumulated percentage underperformance is recovered, only that part of the Percentage Outperformance for such period as exceeds the accumulated percentage underperformance carried forward is taken into account for the purposes of calculating the performance fee payable for the Performance Period of the Jupiter Global Emerging Markets Focus Fund.

The Performance Fees are calculated with reference to an adjusted average number of Shares in issue during the relevant Performance Period. The amount of Performance Fee payable in respect of each Share is a US Dollar amount equivalent to the opening Net Asset Value per Share on the first Business Day of the Performance Period of the Jupiter Global Emerging Markets Focus Fund x Percentage Outperformance x 20 per cent. and is payable on the adjusted average number of Shares in issue during the Performance Period of the Jupiter Global Emerging Markets Focus Fund. The adjusted average number of Shares takes account of repurchases, conversions and subscriptions occurring during the relevant Performance Period.

For the purposes of the first calculation of the Performance Fee, the initial offer price in respect of each Share Class was taken as the opening Net Asset Value. The first Performance Period will begin on the date on which the first shares of the relevant share classes are issued and will end on 31 December of the same year.

The Performance Fee accrues and is taken into account in the calculation of the Net Asset Value per Share on a daily basis.

The amount of the Performance Fee will be calculated by the Administrator. The calculation of the Performance Fee shall be verified by the Depositary and, as a result, it is not anticipated to be open to the possibility of manipulation. The calculation of the Performance Fee shall also be reviewed by the Auditors as part of the annual audit of the Company.

The Investment Manager may, at its discretion, waive the Performance Fee payable in respect of a Performance Period of the Jupiter Global Emerging Markets Focus Fund.

**Performance Fees are payable on net realised and net unrealised gains and losses as at the end of each Performance Period of the Jupiter Global Emerging Markets Focus Fund and as a result, Performance Fees may be paid on unrealised gains which may subsequently never be realised.**

Performance Fees may also be payable during a Performance Period of the Jupiter Global Emerging Markets Focus Fund where there is a decline in the Net Asset Value per Share.

The methodology used in calculating the Performance Fee will impact Shareholders differently in relation to the payment of Performance Fees (with some Shareholders paying disproportionately higher Performance Fees in certain circumstances) and may also result in certain Shareholders having more of their capital at risk at any time than others (as no equalisation methodology is employed in respect of the Performance Fee calculation).

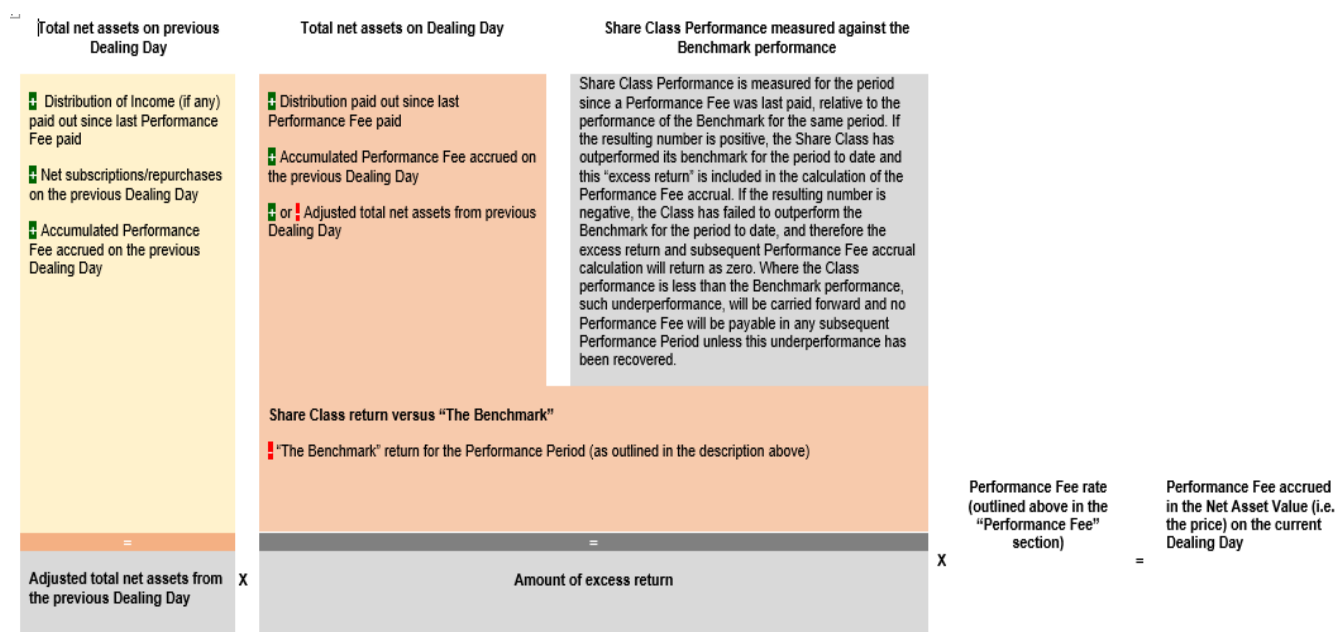
A detailed summary of each of the fees and expenses of the Jupiter Global Emerging Markets Focus Fund and the Company is set out in the section of the Prospectus headed “**Fees and Expenses**”.

For further details on the subscription, repurchase, transfer or conversion of Shares in the Jupiter Global Emerging Markets Focus Fund please refer to the section of the Prospectus headed “**Subscriptions, Repurchases and Dealings in Shares**”.

#### **Performance Fee Calculation Breakdown**

In addition to the relevant Management Fee, the Investment Manager will be entitled to a Performance Fee in respect of the relevant Classes. The following details and examples are included for information purposes only.

## Performance Fee Daily Calculation



**Important Information:** A Performance Fee may be charged even if the Class Performance is negative, so long as the Benchmark has decreased more than the Net Asset Value of the relevant Class.

### Performance Fee – Examples

Please note that examples are illustrative only and are not intended to reflect any actual past performance or potential future performance. This example assumes that an investment of \$100,000 is made on the first day of the calendar year in one of the relevant Performance Fee Classes, which attracts a Performance Fee of 20%. The initial NAV per Share is calculated as \$10, and the number of shares remain unchanged.

|        | Number of shares | NAV Per Share | Share Class Return (Net of fees) | Benchmark Return | Out/ Underperformance | Performance Fee Charged Per Share | NAV at End of Year |
|--------|------------------|---------------|----------------------------------|------------------|-----------------------|-----------------------------------|--------------------|
| Year 1 | 10,000           | \$10.00       | 20%                              | 5%               | 15%                   | \$0.30                            | \$11.70            |
| Year 2 | 10,000           | \$11.70       | -10%                             | -15%             | 5%                    | \$0.12                            | \$10.41            |
| Year 3 | 10,000           | \$10.41       | 10%                              | 13%              | -3%                   | \$0                               | \$11.45            |
| Year 4 | 10,000           | \$11.45       | -6%                              | -14%             | 5%                    | \$0.10                            | \$10.66            |

**Year 1** Class outperforms the Benchmark (please see "Out/ Underperformance" in the table above). Performance Fee payable; a new Performance Period begins.

**Year 2** Class Performance is negative, but still outperforms the Benchmark (please see "Out/ Underperformance" in the table above) Performance Fee payable; a new Performance Period begins.

**Year 3** Class underperforms the Benchmark (please see "Out/ Underperformance" in the table above). No Performance Fee payable; Measurement for that Performance Period is extended into the next Performance Period.

**Year 4** Though Class performance is negative, it goes from underperforming the Benchmark to outperforming it (i.e. the class has outperformed the benchmark, which includes having recovered any previous underperformance from year 3, please see “Out/ Underperformance” in the table above). Performance Fee payable; a new Performance Period begins.

### **Distribution Policy**

The Directors intend to declare a dividend in respect of the Classes of Shares of the Jupiter Global Emerging Markets Focus Fund set out in the table below (the “**Distributing Share Classes**”).

The Directors intend to declare dividends in accordance with the distribution frequency set out in the table below. Dividends will be declared on the last Business Day of each month.

| <b>CLASS</b>          | <b>Distribution Frequency</b> |
|-----------------------|-------------------------------|
| Class N (USD) Income  | Monthly                       |
| Class U1 (GBP) Income | Monthly                       |
| Class U2 (GBP) Income | Monthly                       |

It is the intention of the Directors that dividends will be paid from the Jupiter Global Emerging Markets Focus Fund’s net income. As the Jupiter Global Emerging Markets Focus Fund currently charges fees and expenses to capital the Jupiter Global Emerging Markets Focus Fund’s income available for distribution will in practice be a gross rather than net income figure. Gross income shall generally consist of interest, dividends and other investment income less withholding and other taxes or adjustments as applicable.

For Share Classes that are not Distributing Share Classes, the Jupiter Global Emerging Markets Focus Fund’s income and capital gains will be reinvested in accordance with the investment objectives and investment policies of the Jupiter Global Emerging Markets Focus Fund.

### **Risk Factors**

#### *Risks Associated with the Stock Connects*

The relevant rules and regulations of the Stock Connects are untested and subject to change which may have potential retrospective effect. The programmes are subject to quota limitations which may restrict the Jupiter Global Emerging Markets Focus Fund’s ability to invest in China A Shares through the programmes on a timely basis and where a suspension in the trading through the programmes is effected, the Jupiter Global Emerging Markets Focus Fund’s ability to access the China A Shares market (and hence to pursue its investment strategy) will be adversely affected. The PRC regulations impose certain restrictions on selling and buying of China A Shares. Hence the Jupiter Global Emerging Markets Focus Fund may not be able to dispose of holdings of China A Shares in a timely manner. Also, a stock may be recalled from the scope of eligible stocks for trading via the Stock Connects. This may adversely affect the investment portfolio or strategies of the Jupiter Global Emerging Markets Focus Fund, for example, when the Investment Manager wishes to purchase a stock which is recalled from the scope of eligible stocks. Due to the differences in trading days, the Jupiter Global Emerging Markets Focus Fund may be subject to a risk of price fluctuations in China A Shares on a day that the PRC market is open for trading but the Hong Kong market is closed.

#### *Liquidity Risk of Investing in China A Shares*

China A Shares may be subject to trading bands which restrict increases and decreases in the trading price. The Jupiter Global Emerging Markets Focus Fund if investing through the Stock Connects will be prevented from trading underlying China A Shares when they hit the “trading band limit”. If this happens on a particular trading day, the Jupiter Global Emerging Markets Focus Fund may be unable to trade China A Shares. As a result, the liquidity of the China A Shares may be adversely affected which in turn may affect the value of the Jupiter Global Emerging Markets Focus Fund’s investments.

### *PRC tax considerations in relation to investment in China A Shares via the Stock Connects*

On 14 November 2014, the Ministry of Finance, the State of Administration of Taxation and the CSRC jointly issued a notice in relation to the taxation rule on the Stock Connects under Caishui 2014 No.81 (“Notice No.81”). Under Notice No.81, corporate income tax and individual income tax will be temporarily exempted on gains derived by Hong Kong and overseas resident investors (including the Jupiter Global Emerging Markets Focus Fund) on the trading of China A Shares through the Stock Connects with effect from 17 November 2014. However, Hong Kong and overseas investors are required to pay tax on dividends and/or bonus shares at the rate of 10% which will be withheld and paid to the relevant authority by the listed companies, unless an applicable double tax treaty could be applied to reduce the dividend withholding tax rate. As a result of Notice No.81, the uncertainty of providing for tax on gains derived from the disposal of Chinese securities now solely relates to investment in other types of Chinese securities (e.g. China B or H Shares).

Based on the prevailing value added tax (“VAT”) regulations, capital gains derived by investors via the Stock Connects are exempted from VAT.

Hong Kong and overseas investors are required to pay stamp duty arising from the trading of China A Shares and the transfer of China A Shares by way of succession or gift in accordance with the existing taxation rules in the PRC.

The attention of investors is drawn to the sections of the Prospectus headed “**Financial Derivative Instruments**” and “**Risk Factors**”.

#### **Material Contracts**

The following contract has been entered into and is, or may be, material in respect of the Jupiter Global Emerging Markets Focus Fund:-

The Management and Distribution Agreement dated 31 October 2019 between the Company, the Manager and the Investment Manager.

Jupiter Global Emerging Markets Focus Fund

SFDR Article 8 Annex(the "**Annex**")

**Dated 21 December 2022**

Jupiter Global Emerging Markets Focus Fund (the "Fund") meets the criteria pursuant to Article 8 of the SFDR to qualify as a financial product which promotes, among other characteristics, environmental or social characteristics, or a combination of those characteristics and provided that the companies that the Fund invests in follow good governance practices.

This Annex has been prepared for the purpose of meeting the specific financial product level disclosure requirements contained in the SFDR applicable to an Article 8 financial product.

Unless defined herein, all defined terms used in this Annex shall have the same meaning as in the Prospectus dated 21 December, as appropriate.

It is noted that the regulatory technical standards ("**RTS**") to specify the details of the content and presentation of the information to be disclosed under SFDR were delayed and were not issued when the relevant disclosure obligations in SFDR become effective. It is further noted, that some matters of interpretation of SFDR remain open (subject to ongoing exchanges between the European Supervisory Authorities and the European Commission). It is likely that this Annex will need to be reviewed and updated once further clarification is provided on the open matters of interpretation of SFDR. Such clarifications could require a revised approach to how the Fund seeks to meet the SFDR disclosure obligations.

Disclosures in this Annex may also develop and be subject to change due to ongoing improvements in the data provided to, and obtained by, financial market participants and financial advisers to achieve the objectives of SFDR in order to make sustainability-related information available.

Compliance with the SFDR pre-contractual disclosure obligations is therefore made on a best efforts basis and the Company issues this Annex as a means of meeting these obligations.

**IMPORTANT: Investors should note that as a financial product which promotes, among other characteristics, environmental or social characteristics, or a combination of those characteristics, the Fund may underperform or perform differently relative to other comparable funds that do not promote environmental and/or social characteristics. The description of the manner in which Sustainability Risks are integrated into the investment decisions for the Fund are contained in this Annex.**

---

**Product name:** Jupiter Global Emerging Markets Focus Fund

**Legal entity identifier:** 549300EMHZSS618U1682

**Sustainable investment**

means an investment in an economic activity that contributes to an environmental or social objective, provided that the investment does not significantly harm any environmental or social objective and that the investee companies follow good governance practices.

The **EU Taxonomy** is a classification system laid down in Regulation (EU) 2020/852, establishing a list of **environmentally sustainable economic activities**. That Regulation does not lay down a list of socially sustainable economic activities. Sustainable investments with an environmental objective might be aligned with the Taxonomy or not.

## Environmental and/or social characteristics

**Does this financial product have a sustainable investment objective?**

**Yes**

**No**

It will make a minimum of **sustainable investments with an environmental objective:** \_\_\_%

It **promotes Environmental/Social (E/S) characteristics** and while it does not have as its objective a sustainable investment, it will have a minimum proportion of \_\_\_% of sustainable investments

in economic activities that qualify as environmentally sustainable under the EU Taxonomy

in economic activities that do not qualify as environmentally sustainable under the EU Taxonomy

with an environmental objective in economic activities that qualify as environmentally sustainable under the EU Taxonomy

with an environmental objective in economic activities that do not qualify as environmentally sustainable under the EU Taxonomy

with a social objective

It will make a minimum of **sustainable investments with a social objective:** \_\_\_%

It promotes E/S characteristics, but **will not make any sustainable investments**



**What environmental and/or social characteristics are promoted by this financial product?**

The environmental and social characteristics promoted by the Fund are: (i) the transition to a low carbon economy in seeking to promote the goal of net zero greenhouse gas emissions by 2050 or sooner; and (ii) the upholding responsibilities to people and planet in seeking compliance with the UN Global Compact Principles, (the "ESG Characteristics"). Such ESG Characteristics may develop over time.

The benchmark MSCI EM (Emerging Markets) Index is used for performance comparison purposes only and is not designated for the purpose of attaining the ESG Characteristics promoted by the Fund.

Sustainability indicators measure how the environmental or social characteristics promoted by the financial product are attained.

- **What sustainability indicators are used to measure the attainment of each of the environmental or social characteristics promoted by this financial product?**

*Environmental characteristic*

The environmental characteristic promoted by the Fund is the transition to a low carbon economy by seeking to promote the goal of net zero greenhouse gas emissions by 2050 or sooner. The Fund measures the attainment of this characteristic through the use of climate and environmental data, including (but not limited to) investee company disclosures on matters such as carbon emissions, environmental targets and associated capital allocation.

The Investment Manager analyses this data in-house and assesses holdings within the Fund's portfolio on the basis of their alignment with the goal of net zero greenhouse emissions by 2050 or sooner. The Investment Manager then determines short and medium-term milestones for each holding on an annual basis and monitors progress against those milestones.

*Social characteristic*

The social characteristic promoted by the Fund is upholding responsibilities to people and planet, which is defined as seeking compliance with the UN Global Compact Principles. The UN Global Compact Principles are a voluntary initiative based on chief executive officer (CEO) commitments to implement universal sustainability principles and to take steps to support UN goals.

The Investment Manager's investment due diligence process includes initial evaluation and ongoing monitoring of issuers' compliance with the UN Global Compact Principles using third party ESG risk data. Where an issuer has been identified in the view of the Investment Manager as having breached the UN Global Compact Principles, investment in securities issued by that issuer will only be considered to be aligned with the social characteristic promoted by the Fund where the Investment Manager is satisfied that appropriate remedial actions have been implemented to reduce the likelihood of a future breach.

The promotion of the Fund's ESG characteristics is conducted through the Investment Manager's stewardship of portfolio companies and investment decision making process.

More information on the sustainability indicators used by the Fund can be found on the website: <https://www.jupiteram.com/board-and-governance/#sustainable-finance-disclosures>.

The Fund uses data from third parties (which may include providers for research, reports, screenings, ratings and/or analysis such as index providers and consultants) and that information or data may be incomplete, inaccurate or inconsistent.

- **What are the objectives of the sustainable investments that the financial product partially intends to make and how does the sustainable investment contribute to such objectives?**

Not applicable as the Fund does not commit to make sustainable investments.



**How do the sustainable investments that the financial product partially intends to make, not cause significant harm to any environmental or social sustainable investment objective?**

Not applicable as the Fund does not commit to make sustainable investments.

*How have the indicators for adverse impacts on sustainability factors been taken into account*

Not applicable

*How are the sustainable investments aligned with the OECD Guidelines for Multinational Enterprises and the UN Guiding Principles on Business and Human Rights? Details:*

Not applicable

*The EU Taxonomy sets out a “do not significant harm” principle by which Taxonomy-aligned investments should not significantly harm EU Taxonomy objectives and is accompanied by specific EU criteria.*

The “do no significant harm” principle applies only to those investments underlying the financial product that take into account the EU criteria for environmentally sustainable economic activities. The investments underlying the remaining portion of this financial product do not take into account the EU criteria for environmentally sustainable economic activities.

*Any other sustainable investments must also not significantly harm any environmental or social objectives.*



**Does this financial product consider principal adverse impacts on sustainability factors?**

**Principal adverse impacts** are the most significant negative impacts of investment decisions on sustainability factors relating to environmental, social and employee matters, respect for human rights, anti-corruption and anti-bribery matters.



Yes, the Fund does consider principal adverse impacts on sustainability factors as an additional consideration in the Investment Manager’s portfolio construction process. A list of the key principle adverse impact indicators considered by the Fund can be found on the website: <https://www.jupiteram.com/board-and-governance/#sustainable-finance-disclosures>. These principle adverse indicators are assessed as part of the investment decision making process and may lead to exclusions as part of the screening process. Relevant information on principal adverse impacts on sustainability factors will also be disclosed in due course in the Fund’s annual report.



No



**What investment strategy does this financial product follow?**

The investment strategy follows a bottom-up quantitative and qualitative analysis of individual companies, aiming to select those with a good record and a proven product and business model, combined with evidence of entrepreneurial endeavour and the prospect of above

average growth opportunities.

In selecting investments to attain the ESG Characteristics, the Investment Manager will include a restriction on companies where the main business activity is linked to fossil fuels, military spending, controversial weaponry, coal or tobacco. These elements of the investment strategy are binding on the Investment Manager.

In addition, the Investment Manager may, over time add further restrictions or prohibitions on other industries or sectors which it feels are not consistent with or appropriate for the Sustainability Approach of the Fund. In such a case, the prospectus will be amended accordingly at the occasion of the first update that will follow. Details of any further such restrictions will be available from the Investment Manager upon request.

The strategy is implemented through fundamental security analysis in line with the Fund's active management approach, including pre-investment research, ongoing monitoring and corporate engagement on areas of improvement.

The policy to assess good governance practices of the investee companies requires active engagement by the Investment Manager and demonstration of stewardship through an approach to company dialogue and analysis in accordance with Jupiter's Responsible Investment Policy.

**The investment strategy** guides investment decisions based on factors such as investment objectives and risk tolerance.

**Good governance** practices include sound management structures, employee relations, remuneration of staff and tax compliance.

● ***What are the binding elements of the investment strategy used to select the investments to attain each of the environmental or social characteristics promoted by this financial product?***

Exclusions and negative screening are deployed by the Investment Manager in selecting investments to attain the ESG Characteristics. Binding exclusions in respect of companies linked to fossil fuels, military spending, controversial weaponry, coal or tobacco are applied to the Fund.

● ***What is the committed minimum rate to reduce the scope of the investments considered prior to the application of that investment strategy?***

The committed minimum rate to reduce the scope of the investments considered prior to the application of that investment strategy is 0%.

● ***What is the policy to assess good governance practices of the investee companies?***

The Investment Manager conducts research and performs due diligence in order to ensure that companies that the Fund invests in follow good governance. The assessment of good governance practices of the investee companies is conducted through some or all of the following:

- the initial due diligence conducted by the Investment Manager prior to investment;
- the ongoing monitoring of investee companies by the Investment Manager; and
- active engagement with investee companies by the Investment Manager and demonstration of responsible investment in accordance with Jupiter's Responsible Investment Policy.

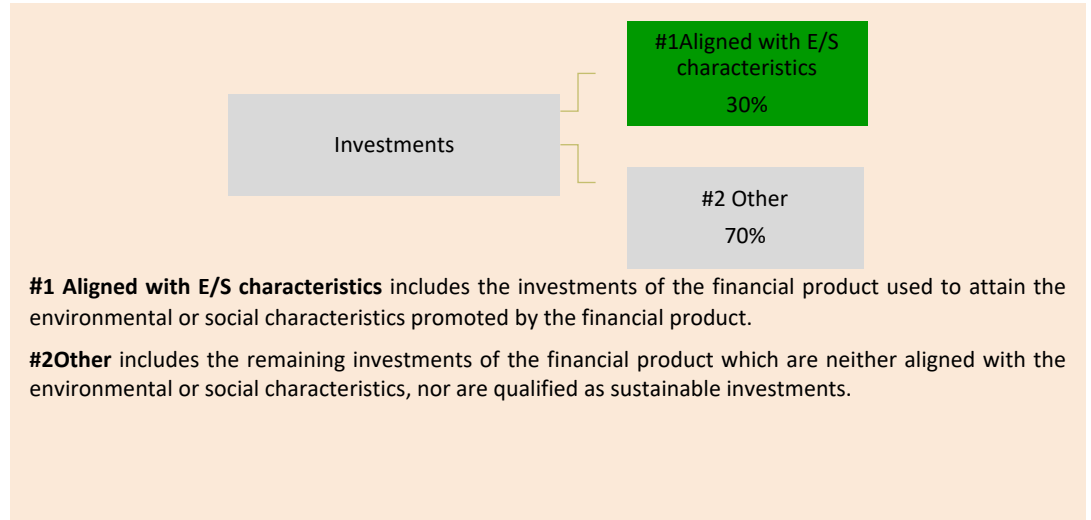
**What is the asset allocation planned for this financial product?**

The minimum share of investments aligned with the environmental and social characteristics promoted by the Fund is 30%. The remaining portion of the Fund's investment portfolio ("#2Other") will consist of investments which are not aligned to the ESG Characteristics



promoted by the Fund, investments for which relevant data is not available and/or cash and cash equivalents held on an ancillary basis.

**Asset allocation** describes the share of investments in specific assets.



● **How does the use of derivatives attain the environmental or social characteristics promoted by the financial product?**

The Fund does not use financial derivative instruments specifically for the purpose of attaining the environmental and/ or social characteristics it promotes. Rather, financial derivative instruments may be used by the Fund for: (i) investment purposes; and/or (ii) efficient portfolio management, including hedging purposes.





**To what minimum extent are sustainable investments with an environmental objective aligned with the EU Taxonomy?**

The minimum commitment to sustainable investments with an environmental objective aligned with the EU Taxonomy is 0%.

**The two graphs below show in green the minimum percentage of investments that are aligned with the EU Taxonomy. As there is no appropriate methodology to determine the Taxonomy-alignment of sovereign bonds\*, the first graph shows the Taxonomy alignment in relation to all the investments of the financial product including sovereign bonds, while the second graph shows the Taxonomy alignment only in relation to the investments of the financial product other than sovereign bonds.**

Taxonomy-aligned activities are expressed as a share of:

- **turnover** reflecting the share of revenue from green activities of investee companies
- **capital expenditure** (CapEx) showing the green investments made by investee companies, e.g. for a transition to a green economy.
- **operational expenditure** (OpEx) reflecting green operational activities of investee companies.



\* For the purpose of these graphs, 'sovereign bonds' consist of all sovereign exposures

**Enabling activities** directly enable other activities to make a substantial contribution to an environmental objective.

**Transitional activities** are activities for which low-carbon alternatives are not yet available and among others have greenhouse gas emission levels corresponding to the best performance.

● **What is the minimum share of investments in transitional and enabling activities?**

There is no commitment to a minimum proportion of investments in transitional and enabling activities and therefore the minimum share of such investments is 0%.



**What is the minimum share of sustainable investments with an environmental objective that are not aligned with the EU Taxonomy?**

 are sustainable investments with an environmental objective that **do not take into account the criteria** for environmentally sustainable economic activities under the EU Taxonomy.

There is no commitment to a minimum proportion of sustainable investments with an environmental objective that are not aligned with the EU Taxonomy and therefore the minimum share of such investments is 0%.



**What is the minimum share of socially sustainable investments?**

There is no commitment to a minimum proportion of socially sustainable investments and therefore the minimum share of such investments is 0%.



**What investments are included under “#2 Other”, what is their purpose and are there any minimum environmental or social safeguards?**

All of the Fund’s investments are held with a view to achieving the Fund’s investment objective, including any which are not aligned to the ESG Characteristics promoted by the Fund.

Sustainability risks are integrated into the investment decision making process. The active ownership approach considers material ESG factors which strengthen the assessment of the risks and opportunities that drive returns.

The Investment Manager takes sustainability risks (defined in SFDR as an environmental, social or governance event or condition that, if it occurs, could cause a negative material impact on the value of the investment) and ESG Characteristics into account as part of its selection process.

In addition to investments made by the Fund in pursuit of its investment strategy, the Fund may hold cash and cash equivalents on an ancillary basis in order to achieve its investment goals, for treasury purposes and in case of unfavourable market conditions. No minimum environmental or social safeguards will be in place in relation to such holdings.

This category may also include investments for which relevant data is not available.



**Is a specific index designated as a reference benchmark to determine whether this financial product is aligned with the environmental and/or social characteristics that it promotes?**

The MSCI EM (Emerging Markets) Index is used for performance comparison purposes only and is not designated for the purpose of attaining the environmental and/or social characteristics promoted by the Fund.

- **How is the reference benchmark continuously aligned with each of the environmental or social characteristics promoted by the financial product?**

Not applicable

- **How is the alignment of the investment strategy with the methodology of the index ensured on a continuous basis?**

Not applicable

- **How does the designated index differ from a relevant broad market index?**

Not applicable

**Reference benchmarks** are indexes to measure whether the financial product attains the environmental or social characteristics that they promote.

- **Where can the methodology used for the calculation of the designated index be found?**

Not applicable



**Where can I find more product specific information online?**

More product-specific information can be found on the website:  
<https://www.jupiteram.com/board-and-governance/#sustainable-finance-disclosures>

---

## Jupiter Asset Management Series plc

---

An umbrella type open-ended investment company with variable capital and segregated liability between sub-funds and incorporated with limited liability under the laws of Ireland with registered number 271517, authorised by the Central Bank on 10 October 1997 as a UCITS, pursuant to the UCITS Regulations.

This Supplement contains information relating specifically to the Jupiter Merian Global Equity Income Fund (IRL), a sub-fund of Jupiter Asset Management Series plc (the "**Company**"), an open-ended umbrella fund with segregated liability between sub-funds.

**This Supplement forms part of and should be read in the context of and in conjunction with the Prospectus for the Company dated 30 November 2022 (the "Prospectus") which immediately precedes this Supplement and is incorporated herein.**

### Jupiter Merian Global Equity Income Fund (IRL)

30 November 2022

*Capitalised terms used herein shall have the meanings attributed to them in the Prospectus.*

The Directors of the Company whose names appear in the Prospectus under the heading "**Management and Administration**" accept responsibility for the information contained in this Supplement and the Prospectus. To the best of the knowledge and belief of the Directors (who have taken all reasonable care to ensure that such is the case) the information contained in this Supplement and in the Prospectus is in accordance with the facts and does not omit anything likely to affect the import of such information. The Directors accept responsibility accordingly.

**Shareholders of the Jupiter Merian Global Equity Income Fund (IRL) should note that all or a part of fees and expenses will be charged to the capital at a Fund or Share Class level. This will have the effect of lowering the capital value of your investment.**

**The rate of distributions is neither fixed nor guaranteed and is determined at the discretion of the Directors.**

**For Fixed Distribution Share Classes, shareholders should note that distributions, may be declared out of the capital of the Jupiter Merian Global Equity Income Fund (IRL). Therefore, there is a greater risk that capital may be eroded and distribution will be achieved by foregoing the potential for future capital growth of your investment. This cycle may continue until all capital is depleted. Distributions out of capital may have different tax consequences to distributions of income and it is recommended that you seek appropriate advice in this regard.**

**An investment in the Jupiter Merian Global Equity Income Fund (IRL) should not constitute a substantial proportion of an investor's investment portfolio and may not be appropriate for all investors.**

## Investment Objective and Policies

The investment objective of the Jupiter Merian Global Equity Income Fund (IRL) is to seek to achieve a total return through a combination of income and capital growth.

The Jupiter Merian Global Equity Income Fund (IRL) will seek to achieve its investment objective by investing in a diversified portfolio of predominantly (i.e. not less than 70% of its Net Asset Value) equities of issuers worldwide.

The Jupiter Merian Global Equity Income Fund (IRL) investments shall include securities of issuers in Emerging Markets or of issuers established outside of Emerging Markets, which have a predominant proportion of their assets or business operations in Emerging Markets and which are listed, traded or dealt in on a Regulated Market worldwide.

The Investment Manager will not concentrate investments on any one industry or sector.

The equity and equity-related securities in which the Jupiter Merian Global Equity Income Fund (IRL) may invest include ordinary shares or common stock, preferred stock, ADRs, GDRs, preference shares, rights issues and warrants.

The Jupiter Merian Global Equity Income Fund (IRL) will not invest more than 10% of its net assets in securities issued by or guaranteed by any single country (including its government, a public or local authority of that country) with a credit rating below investment grade or with no credit rating being assigned by an internationally recognized credit agency (i.e. Standard & Poor's or Moody's).

The Jupiter Merian Global Equity Income Fund (IRL) may employ investment techniques and instruments which may be exchange-traded or over-the-counter derivatives, such as futures (such as currency future contracts) for investment and efficient portfolio management purposes within the limits set forth in Schedule II as described in the section "Investment Techniques and Instruments" and further details of such instruments are described in the section "Financial Derivative Instruments". Futures contracts (including currency futures, equity futures and index futures (for example, indices of equities from global issuers in Regulated Markets)) may be used to hedge against market risk or gain exposure to an underlying market. A currency future is a transferable futures contract that specifies the price at which a currency can be bought or sold at a future date. An equity futures contract is exchange-traded. An index future is a futures contract on a stock or financial index. For each index there may be a different multiple for determining the price of the futures contract. The Jupiter Merian Global Equity Income Fund (IRL) may also use spot foreign exchange contracts for efficient portfolio management purposes.

The Jupiter Merian Global Equity Income Fund (IRL) may invest in and have direct access to certain eligible China A Shares listed on the Shanghai Stock Exchange and Shenzhen Stock Exchange via the Shanghai-Hong Kong Stock Connect (as further described in the sub-section headed "**Shanghai-Hong Kong Stock Connect**" below) and the Shenzhen-Hong Kong Stock Connect (as further described in the sub-section headed "**Shenzhen-Hong Kong Stock Connect**" below) (collectively, the "**Stock Connects**"). Exposure to China A Shares through the Stock Connects will not be more than 10% of the Jupiter Merian Global Equity Income Fund (IRL)'s Net Asset Value.

The Jupiter Merian Global Equity Income Fund (IRL) may invest up to 10 per cent of its Net Asset Value in open ended collective investment schemes (including ETFs) whose objective is to invest in any of the foregoing and provide the Jupiter Merian Global Equity Income Fund (IRL) with indirect exposure to global equities. Investment in collective investment schemes shall include both UCITS and alternative investment funds. In particular, any investment in open-ended alternative investment funds will be subject to Regulation 114(6) of the Central Bank (Supervision and Enforcement) Act 2013 (Section 48(1)) (Undertakings for Collective Investment in Transferable Securities) Regulations 2019 (the "Central Bank UCITS Regulations").

As part of the Jupiter Merian Global Equity Income Fund (IRL)'s emerging markets exposure it may invest part of its net assets in securities traded on domestic Russian markets and any such investment will only be made in securities that are listed/traded on the RTS stock exchange and MICEX. The extent of the Jupiter Merian Global Equity Income Fund (IRL)'s net assets invested in these securities will not



typically be more than 3% higher than Russia's weight in the MSCI All Countries Index. For the avoidance of doubt, this shall mean that if, for example, Russia's weight in the MSCI All Countries Index is 2%, the Jupiter Merian Global Equity Income Fund (IRL) will not invest more than 5% of its net assets in these securities.

The Jupiter Merian Global Equity Income Fund (IRL) may invest up to 15 per cent. of its Net Asset Value in REITs listed, traded or dealt in on Regulated Markets worldwide.

The Jupiter Merian Global Equity Income Fund (IRL) may also hold and invest cash in deposits, treasury bills, short-term securities, commercial paper, certificates of deposit and money market funds which are UCITS and which in turn provide exposure to money market instruments. Any such cash or cash equivalents will not be held for speculative purposes but will be ancillary to the primary investment strategy of the Jupiter Merian Global Equity Income Fund (IRL). The treasury bills, short-term securities and debt securities listed above will be listed or traded on a Regulated Market subject to the investment restrictions at paragraph 2.1 of Schedule III in the Prospectus.

All exposure arising through the investment in financial derivative instruments will be covered by the underlying assets of the Jupiter Merian Global Equity Income Fund (IRL). The Jupiter Merian Global Equity Income Fund (IRL) will use the commitment approach methodology to accurately measure, monitor and manage the "leverage" effect produced by the use of financial derivative instruments and for the calculation of its global exposure. As the Jupiter Merian Global Equity Income Fund (IRL) uses the commitment approach it must ensure that its global exposure does not exceed its total net asset value and the Jupiter Merian Global Equity Income Fund (IRL) may not therefore be leveraged in excess of 100% of its net asset value. In using the commitment approach for the calculation of global exposure, the Jupiter Merian Global Equity Income Fund (IRL) will convert each derivative position into the market value of an equivalent position in the underlying asset of that derivative.

The Jupiter Merian Global Equity Income Fund (IRL) may use derivatives to acquire synthetic long and synthetic short positions over a variety of time periods (depending on current market conditions and the Investment Manager's view relative to those conditions) in accordance with the requirements of the Central Bank. The proportion of long to short exposure in the Jupiter Merian Global Equity Income Fund (IRL) will depend on the market conditions at any given time. On this basis the expected range for the long and short positions the Jupiter Merian Global Equity Income Fund (IRL) may take is between 0% to 10% short exposures in combination with 0% to 10% long exposures. This range for derivatives use is not a limit and the exposures can exceed the range in certain circumstances. However, this will remain within the constraints under the commitment approach above.

The Jupiter Merian Global Equity Income Fund (IRL) is denominated in US Dollar but will hold assets denominated in other currencies.

### **Investment Approach**

The Jupiter Merian Global Equity Income Fund (IRL) is actively managed, which means the Investment Manager has freedom to select the investments in order to seek to achieve the investment objective of the Jupiter Merian Global Equity Income Fund (IRL). In seeking to achieve its investment objective, the Jupiter Merian Global Equity Income Fund (IRL) aims to deliver a total return, net of fees, greater than that of the MSCI ACWI (the "**Index**") with net dividends re-invested over rolling 3 year periods.

The Index represents the performance of the large and mid-cap segments of developed markets globally.

The Jupiter Merian Global Equity Income Fund (IRL) is managed by the Investment Manager adopting a "systematic" investment process, which uses sophisticated computer models to analyse large volumes of data to select investments. This will focus on developing a stock portfolio that is expected to deliver total returns while satisfying the income requirements of investors. In this regard, the Investment Manager's stock selection process looks for a stock portfolio that can offer both attractive dividends as well as capital growth. Stocks are assessed in terms of the attractiveness of their valuation, quality, price trends, stable growth prospects, sentiment and company management. In addition, the

Investment Manager takes other criteria such as expected risk, trading costs and liquidity into consideration when constructing the Jupiter Merian Global Equity Income Fund (IRL)'s portfolio.

The Index is a representation of the markets in which the Jupiter Merian Global Equity Income Fund (IRL) primarily invests. Although a large proportion of the Jupiter Merian Global Equity Income Fund (IRL)'s investments may be components of the Index, the Investment Manager does not seek to replicate the performance of the Index; it is seeking to deliver a return, net of fees, greater than the Index. In particular, the Jupiter Merian Global Equity Income Fund (IRL) may invest in companies which are not included in the Index and the stock selection and portfolio construction process, as set out above, mean that the number of holdings and weightings of the companies, industries, sectors and countries of the holdings of the Jupiter Merian Global Equity Income Fund (IRL) may diverge materially from the Index. Therefore, the risk and return profile of the Jupiter Merian Global Equity Income Fund (IRL) will likely be significantly different to that of the Index. As set out above, the portfolio construction of the Jupiter Merian Global Equity Income Fund (IRL) involves considering risk, trading costs and liquidity. As part of this portfolio construction process, various controls are in place aiming to ensure risks are not concentrated in any one company, industry, sector or country.

### **Sustainability Approach**

Material sustainability risks are integrated into the investment decision making process. The active ownership approach considers material ESG factors and principal adverse impacts on sustainability factors which strengthen the assessment of the risks and opportunities that drive long-term value.

The Investment Manager incorporates an explicit ESG factor into portfolio construction and analysis alongside all other datapoints. The ESG factor is obtained by using independent third-party data. Analysis is conducted on the ranking of specific issuer and time series data on ESG scores. This information is embedded in the process and is linked to the assessment of stock returns and forecasts. This assessment also includes a reference against the benchmark to assess the impact on returns.

The Investment Manager has ultimate responsibility for the integration of sustainability risks within the investment decision-making process.

In the Investment Manager's view, the integration of material sustainability risks in the investment process informs investment decisions and contributes to stronger risk adjusted returns over the long-term. The assessment of the likely impact of sustainability risks on returns involves both quantitative and qualitative judgments. The outcomes in accordance with Jupiter's Responsible Investment Policy can be realised in the short term or achieved over multiple periods. Impacts may also be influenced by market conditions.

### *Status under the Taxonomy Regulation*

Further to the Taxonomy Regulation, the investments underlying the Jupiter Merian Global Equity Income Fund (IRL) do not take into account the EU criteria for environmentally sustainable economic activities.

Please refer to the sections headed "Environmental, Social and Governance ("ESG") Investment Risk", "Sustainability Risk" and "The Sustainable Finance Disclosure Regulation" for further information.

### **Stock Connects**

The Jupiter Merian Global Equity Income Fund (IRL) may invest in certain eligible China A Shares through the Stock Connects. The Shanghai-Hong Kong Stock Connect is a securities trading and clearing links program developed by Hong Kong Exchanges and Clearing Limited ("HKEx"), Shanghai Stock Exchange ("SSE") and China Securities Depository and Clearing Corporation Limited ("ChinaClear"). The Shenzhen-Hong Kong Stock Connect is a securities trading and clearing links program developed by the HKEx, the Shenzhen Stock Exchange ("SZSE") and ChinaClear. The aim of the Stock Connects is to achieve mutual stock market access between mainland China and Hong Kong.

The Shanghai-Hong Kong Stock Connect comprises a Northbound Shanghai Trading Link and a Southbound Hong Kong Trading Link. Under the Northbound Shanghai Trading Link, Hong Kong and overseas investors (including the Jupiter Merian Global Equity Income Fund (IRL)), through their Hong Kong brokers, sub-custodians and a securities trading service company established by the Stock Exchange of Hong Kong (“SEHK”), may be able to trade eligible China A Shares listed on the SSE (“SSE securities”) by routing orders to SSE. Under the Southbound Hong Kong Trading Link under Shanghai-Hong Kong Stock Connect, investors in the People’s Republic of China (“PRC”) will be able to trade certain stocks listed on the SEHK.

The Shenzhen-Hong Kong Stock Connect comprises a Northbound Shenzhen Trading Link and a Southbound Hong Kong Trading Link. Under the Northbound Shenzhen Trading Link, Hong Kong and overseas investors (including the Jupiter Merian Global Equity Income Fund (IRL)), through their Hong Kong brokers, sub-custodians and a securities trading service company established by SEHK, may be able to trade eligible China A Shares listed on the SZSE (“SZSE securities”) by routing orders to SZSE. Under the Southbound Hong Kong Trading Link under Shenzhen-Hong Kong Stock Connect, investors in the PRC will be able to trade certain stocks listed on the SEHK.

### **Eligible Securities**

#### (iii) The Shanghai-Hong Kong Stock Connect

Under the Shanghai-Hong Kong Stock Connect, the Jupiter Merian Global Equity Income Fund (IRL), through the Hong Kong brokers, may trade SSE securities. These include all the constituent stocks from time to time of the SSE 180 Index and SSE 380 Index, and all the SSE-listed China A Shares that are not included as constituent stocks of the relevant indices but which have corresponding H-Shares listed on the SEHK, except the following:

- (c) SSE-listed shares which are not traded in Renminbi (“RMB”); and
- (d) SSE-listed shares which are under risk alert.

It is expected that the list of eligible securities will be subject to review and may change.

#### (iv) The Shenzhen-Hong Kong Stock Connect

Under the Shenzhen-Hong Kong Stock Connect, the Jupiter Merian Global Equity Income Fund (IRL), through the Hong Kong brokers, may trade SZSE securities. These include all the constituent stocks of the SZSE Component Index and the SZSE Small/Mid Cap Innovation Index which have a market capitalization of not less than RMB 6 billion, and all the SZSE-listed China A shares which have corresponding H-Shares listed on SEHK, except the following:

- c) SZSE-listed shares which are not traded in RMB; and
- d) SZSE-listed shares which are under risk alert or under delisting arrangement.

At the initial stage of the Northbound Shenzhen Trading Link, investors eligible to trade shares that are listed on the ChiNext Board of SZSE under the Northbound Shenzhen Trading Link are limited to institutional professional investors as defined in the relevant Hong Kong rules and regulations.

It is expected that the list of eligible securities will be subject to review and may change.

The term “**China A Shares**” means domestic shares in the PRC incorporated companies listed on either the SSE or the Shenzhen Stock Exchange, the prices of which are quoted in RMB and which are available to such investors as approved by the China Securities Regulatory Commission (“CSRC”).

In addition to those risk factors set out in relation to the PRC investment, a number of the key risks of investing in selective China A Shares listed on the SSE or the SZSE via the Stock Connects are set out in the section entitled “Risk Factors”.

## **Profile of a Typical Investor**

A typical investor in the Jupiter Merian Global Equity Income Fund (IRL) is one that is seeking a total return through a combination of income and capital growth over a long term investment horizon and is prepared to accept a moderate to high level of volatility. This is not a guide to the future volatility of the Jupiter Merian Global Equity Income Fund (IRL) and may move over time. Investors may also refer to the KIID for the most up-to-date SRRM measurement of volatility.

## **Investment Manager**

The Investment Manager of the Jupiter Merian Global Equity Income Fund (IRL) is Jupiter Investment Management Limited.

## **Base Currency**

The Base Currency is US Dollar for the Jupiter Merian Global Equity Income Fund (IRL).

## **Business Day**

In respect of the Jupiter Merian Global Equity Income Fund (IRL), means a day (excluding Saturdays and Sundays) on which banks and stock exchanges are open for business both in Dublin and in London.

## **Dealing Day**

Means in respect of the Jupiter Merian Global Equity Income Fund (IRL) every Business Day or such other days as the Directors may determine and provided that there shall be at least one Dealing Day each fortnight.

## **Classes of Shares**

The Classes of Shares in the Jupiter Merian Global Equity Income Fund (IRL) are distinguished principally on the basis of the initial charge, the redemption charge, the contingent deferred sales charge and the management and distribution fees applicable to them.

Class B, C, S, L and N Shares are offered primarily as an investment to Retail Investors. Investors wishing to purchase Class B, C, S, L and N Shares should do so via their financial intermediary.

Class I Shares are offered primarily for direct investment by Institutional Investors. With regard to MiFID distributors, Class I Shares will be available to those providing portfolio management or independent investment advice as defined by the MiFID II Directive and those providing non independent advice who have a separate fee arrangement with their clients under which they have agreed not to receive and retain inducements.

Class U1 Shares are only available to investors who in the Manager or Investment Manager's reasonable opinion are able to subscribe an amount in excess of the investment minimum as set out below and who have agreed specific terms of business with the Manager or Investment Manager. With regard to MiFID distributors, Class U1 Shares will be available to those providing portfolio management or independent investment advice as defined by the MiFID II Directive and those providing non independent advice who have a separate fee arrangement with their clients under which they have agreed not to receive and retain inducements.

Class U2 Shares are offered only as an investment through designated financial intermediaries who have agreed specific terms of business with the Investment Manager. With regard to MiFID distributors, Class U2 Shares will be available to those providing portfolio management or independent investment advice as defined by the MiFID II Directive and those providing non independent advice who have a separate fee arrangement with their clients under which they have agreed not to receive and retain inducements.

Class X Shares are only available to investors who have agreed specific terms of business with the Manager or Investment Manager under which Management Fees will be collected directly from the investor. The Class X is not yet available for subscription.

### Initial Offer Period and Subscription Price

The initial offer period for any Class of Shares in the Jupiter Merian Global Equity Income Fund (IRL) which is available but not yet launched will close on 29 May 2023. The Initial Offer Period may also be extended by the Directors. The Central Bank will be notified in advance of any such extension if subscriptions for Shares have been received and otherwise on an annual basis. After closing of the Initial Offer Period Shares in the Jupiter Merian Global Equity Income Fund (IRL) will be issued at the Net Asset Value per Share.

The initial subscription price of each Class of Shares during the Initial Offer Period shall be, depending on the denomination of the Share Class, EUR 10.00, GBP 10.00, USD 10.00, AUD 10.00, HKD 10.00, SGD 10.00, RMB 10.00, SEK 10.00, ZAR 10.00.

### Fees and Expenses

#### Management Fee, Initial Charge, Redemption Fee, Distribution Fee and Minimum Investment and Holding Amounts

The amount of the fees for each of the various Classes of Shares of the Jupiter Merian Global Equity Income Fund (IRL) is set out below and is expressed as a percentage per annum of the Net Asset Value of each Class of Share in the Jupiter Merian Global Equity Income Fund (IRL).

| Class                       | Currency | Minimum Initial Investment | Minimum Subsequent Investment | Minimum Holding Requirement | Initial Charge | Management Fee | Redemption Fee | Distribution Fee |
|-----------------------------|----------|----------------------------|-------------------------------|-----------------------------|----------------|----------------|----------------|------------------|
| L (USD) Accumulation        | USD      | USD 500                    | USD 250                       | USD 500                     | Up to 5.00%    | 1.5%           | Nil            | Nil              |
| L (EUR) Accumulation        | EUR      | EUR 500                    | EUR 250                       | EUR 500                     | Up to 5.00%    | 1.5%           | Nil            | Nil              |
| L (GBP) Accumulation        | GBP      | GBP 500                    | GBP 250                       | GBP 500                     | Up to 5.00%    | 1.5%           | Nil            | Nil              |
| L (GBP) Hedged Accumulation | GBP      | GBP 500                    | GBP 250                       | GBP 500                     | Up to 5.00%    | 1.5%           | Nil            | Nil              |
| L (EUR) Income              | EUR      | EUR 500                    | EUR 250                       | EUR 500                     | Up to 5.00%    | 1.5%           | Nil            | Nil              |
| L (GBP) Income              | GBP      | GBP 500                    | GBP 250                       | GBP 500                     | Up to 5.00%    | 1.5%           | Nil            | Nil              |
| L (EUR) Hedged Income       | EUR      | EUR 500                    | EUR 250                       | EUR 500                     | Up to 5.00%    | 1.5%           | Nil            | Nil              |
| L (EUR) Hedged Accumulation | EUR      | EUR 500                    | EUR 250                       | EUR 500                     | Up to 5.00%    | 1.5%           | Nil            | Nil              |

|                              |     |           |         |         |             |       |     |             |
|------------------------------|-----|-----------|---------|---------|-------------|-------|-----|-------------|
| <b>L (HKD) Hedged Income</b> | HKD | HKD 500   | HKD 250 | HKD 500 | Up to 5.00% | 1.5%  | Nil | Nil         |
| <b>L (USD) Income</b>        | USD | USD 500   | USD 250 | USD 500 | Up to 5.00% | 1.5%  | Nil | Nil         |
| <b>L (USD) Income (F)</b>    | USD | USD 500   | USD 250 | USD 500 | Up to 5.00% | 1.5%  | Nil | Nil         |
| <b>L (AUD) Income (F)</b>    | AUD | AUD 500   | AUD 250 | AUD 500 | Up to 5.00% | 1.5%  | Nil | Nil         |
| <b>L (ZAR) Income (F)</b>    | ZAR | ZAR 500   | ZAR 250 | ZAR 500 | Up to 5.00% | 1.5%  | Nil | Nil         |
| <b>L (GBP) Hedged Income</b> | GBP | GBP 500   | GBP 250 | GBP 500 | Up to 5.00% | 1.5%  | Nil | Nil         |
| <b>L (AUD) Hedged Income</b> | AUD | AUD 500   | AUD 250 | AUD 500 | Up to 5.00% | 1.5%  | Nil | Nil         |
| <b>L (RMB) Hedged Income</b> | RMB | RMB 500   | RMB 250 | RMB 500 | Up to 5.00% | 1.5%  | Nil | Nil         |
| <b>L (SGD) Hedged Income</b> | SGD | SGD 500   | SGD 250 | SGD 500 | Up to 5.00% | 1.5%  | Nil | Nil         |
| <b>L (ZAR) Hedged Income</b> | ZAR | ZAR 500   | ZAR 250 | ZAR 500 | Up to 5.00% | 1.5%  | Nil | Nil         |
| <b>B (USD) Accumulation</b>  | USD | USD 1,000 | USD 500 | USD 500 | Nil         | 1.50% | Nil | Up to 1%    |
| <b>B (USD) Income</b>        | USD | USD 1,000 | USD 500 | USD 500 | Nil         | 1.50% | Nil | Up to 1%    |
| <b>B (RMB) Hedged Income</b> | RMB | RMB 1,000 | RMB 500 | RMB 500 | Nil         | 1.50% | Nil | Up to 1%    |
| <b>B (AUD) Hedged Income</b> | AUD | AUD 1,000 | AUD 500 | AUD 500 | Nil         | 1.50% | Nil | Up to 1%    |
| <b>B (ZAR) Hedged Income</b> | ZAR | ZAR 1,000 | ZAR 500 | ZAR 500 | Nil         | 1.50% | Nil | Up to 1%    |
| <b>C (USD) Accumulation</b>  | USD | USD 1,000 | USD 500 | USD 500 | Up to 1.00% | 1.50% | Nil | Up to 1.50% |
| <b>C (USD) Income</b>        | USD | USD 1,000 | USD 500 | USD 500 | Up to 1.00% | 1.50% | Nil | Up to 1.50% |
| <b>C (RMB) Hedged Income</b> | RMB | RMB 1,000 | RMB 500 | RMB 500 | Up to 1.00% | 1.50% | Nil | Up to 1.50% |

|   |     |                  |                |                  |                |       |     |                |
|---|-----|------------------|----------------|------------------|----------------|-------|-----|----------------|
| <b>C (AUD)<br/>Hedged<br/>Income</b>            | AUD | AUD 1,000        | AUD 500        | AUD 500          | Up to<br>1.00% | 1.50% | Nil | Up to<br>1.50% |
| <b>C (ZAR)<br/>Hedged<br/>Income</b>            | ZAR | ZAR 1,000        | ZAR 500        | ZAR 500          | Up to<br>1.00% | 1.50% | Nil | Up to<br>1.50% |
| <b>C2 (USD)<br/>Income (F)</b>                  | USD | USD 1,000        | USD 500        | USD 500          | Up to<br>0.50% | 1.50% | Nil | Up to 1%       |
| <b>C2 (AUD)<br/>Income (F)</b>                  | AUD | AUD 1,000        | AUD 500        | AUD 500          | Up to<br>0.50% | 1.50% | Nil | Up to 1%       |
| <b>C2 (ZAR)<br/>Income (F)</b>                  | ZAR | ZAR 1,000        | ZAR 500        | ZAR 500          | Up to<br>0.50% | 1.50% | Nil | Up to 1%       |
| <b>I (EUR)<br/>Accumulatio<br/>n</b>            | EUR | EUR<br>1,000,000 | EUR<br>100,000 | EUR<br>1,000,000 | Nil            | 0.75% | Nil | Nil            |
| <b>I (EUR)<br/>Income</b>                       | EUR | EUR<br>1,000,000 | EUR<br>100,000 | EUR<br>1,000,000 | Nil            | 0.75% | Nil | Nil            |
| <b>I (SEK)<br/>Hedged<br/>Income</b>            | SEK | SEK<br>1,000,000 | SEK<br>100,000 | SEK<br>1,000,000 | Nil            | 0.75% | Nil | Nil            |
| <b>I (SEK)<br/>Hedged<br/>Accumulatio<br/>n</b> | SEK | SEK<br>1,000,000 | SEK<br>100,000 | SEK<br>1,000,000 | Nil            | 0.75% | Nil | Nil            |
| <b>I (USD)<br/>Accumulatio<br/>n</b>            | USD | USD<br>1,000,000 | USD<br>100,000 | USD<br>1,000,000 | Nil            | 0.75% | Nil | Nil            |
| <b>I (USD)<br/>Income</b>                       | USD | USD<br>1,000,000 | USD<br>100,000 | USD<br>1,000,000 | Nil            | 0.75% | Nil | Nil            |
| <b>I (GBP)<br/>Accumulatio<br/>n</b>            | GBP | GBP<br>1,000,000 | GBP<br>100,000 | GBP<br>1,000,000 | Nil            | 0.75% | Nil | Nil            |
| <b>I (GBP)<br/>Hedged<br/>Accumulatio<br/>n</b> | GBP | GBP<br>1,000,000 | GBP<br>100,000 | GBP<br>1,000,000 | Nil            | 0.75% | Nil | Nil            |
| <b>I (GBP)<br/>Income</b>                       | GBP | GBP<br>1,000,000 | GBP<br>100,000 | GBP<br>1,000,000 | Nil            | 0.75% | Nil | Nil            |
| <b>I (GBP)<br/>Hedged<br/>Income</b>            | GBP | GBP<br>1,000,000 | GBP<br>100,000 | GBP<br>1,000,000 | Nil            | 0.75% | Nil | Nil            |
| <b>S (GBP)<br/>Accumulatio<br/>n</b>            | GBP | GBP<br>1,000,000 | GBP 500        | GBP 500          | Nil            | 1.00% | Nil | Nil            |
| <b>S (GBP)<br/>Income</b>                       | GBP | GBP<br>1,000,000 | GBP 500        | GBP 500          | Nil            | 1.00% | Nil | Nil            |
| <b>N (USD)<br/>Income</b>                       | USD | USD 1,000        | USD 500        | USD 500          | Up to<br>3%    | 1.50% | Nil | Up to 1%       |

|                                  |     |                |                |                |          |        |     |          |
|----------------------------------|-----|----------------|----------------|----------------|----------|--------|-----|----------|
| <b>N (USD)<br/>Accumulation</b>  | USD | USD 1,000      | USD 500        | USD 500        | Up to 3% | 1.50%  | Nil | Up to 1% |
| <b>U1 (GBP)<br/>Income</b>       | GBP | GBP 25,000,000 | GBP 2,500,000  | GBP 25,000,000 | Nil      | 0.675% | Nil | Nil      |
| <b>U1 (USD)<br/>Income</b>       | USD | USD 25,000,000 | USD 2,500,000  | USD 25,000,000 | Nil      | 0.675% | Nil | Nil      |
| <b>U1 (USD)<br/>Accumulation</b> | USD | USD 25,000,000 | USD 2,500,000  | USD 25,000,000 | Nil      | 0.675% | Nil | Nil      |
| <b>U1 (GBP)<br/>Accumulation</b> | GBP | GBP 25,000,000 | GBP 2,500,000  | GBP 25,000,000 | Nil      | 0.675% | Nil | Nil      |
| <b>U2 (GBP)<br/>Accumulation</b> | GBP | GBP 50,000,000 | GBP 5,000,000  | GBP 50,000,000 | Nil      | 0.60%  | Nil | Nil      |
| <b>U2 (GBP)<br/>Income</b>       | GBP | GBP 50,000,000 | GBP 5,000,000  | GBP 50,000,000 | Nil      | 0.60%  | Nil | Nil      |
| <b>U2 (USD)<br/>Accumulation</b> | USD | USD 50,000,000 | USD 5,000,000  | USD 50,000,000 | Nil      | 0.60%  | Nil | Nil      |
| <b>U2 (USD)<br/>Income</b>       | USD | USD 50,000,000 | USD 5,000,000  | USD 50,000,000 | Nil      | 0.60%  | Nil | Nil      |
| <b>X (GBP)<br/>Accumulation</b>  | GBP | GBP 20,000,000 | GBP 10,000,000 | GBP 10,000,000 | Nil      | Nil    | Nil | Nil      |
| <b>X (GBP)<br/>Income</b>        | GBP | GBP 20,000,000 | GBP 10,000,000 | GBP 10,000,000 | Nil      | Nil    | Nil | Nil      |

### Contingent Deferred Sales Charge

A contingent deferred sales charge may be payable on the repurchase of the Class B and Class C Shares of the Jupiter Merian Global Equity Income Fund (IRL). The amount of the contingent deferred sales charge payable will depend on the length of time between the date the Shares were purchased and their repurchase at the rates set out below.

| <b>Years since purchase</b> | <b>Contingent deferred sales charge as a percentage of the subscription price paid</b> | <b>Contingent deferred sales charge as a percentage of the subscription price paid</b> |
|-----------------------------|--|--|
|                             | <b>Class B Shares</b>  | <b>Class C Shares</b>  |
| 0 - 1                       | 4.00%  | 1.00%  |
| 1 - 2                       | 3.00%  | Nil  |
| 2 - 3                       | 2.00%  | Nil  |
| 3 - 4                       | 1.00%  | Nil  |
| 4 and thereafter            | None   | Nil  |

Any contingent deferred sales charge will be payable to the Manager. The Manager may pay some or all of any contingent deferred sales charge to its delegates as reimbursement for the expense of distribution, intermediary and/or other services rendered to the Manager, the Company and the Jupiter Merian Global Equity Income Fund (IRL). No contingent deferred sales charge shall be payable on



Shares issued arising as a result of the reinvestment of dividends. No contingent deferred sales charge shall be payable on any increase on the Net Asset Value per Share above the subscription price paid for the Share and no contingent deferred sales charge shall be payable on transfers or conversions of Shares. For the purposes of determining whether a contingent deferred sales charge is payable any Shares redeemed shall be deemed to be those first subscribed.

Shareholders of the Jupiter Merian Global Equity Income Fund (IRL) should note that all or a portion of Fees and Expenses in respect of Jupiter Merian Global Equity Income Fund (IRL) may be charged to capital at a Fund or Share Class level. As a result capital may be eroded and income may be achieved by foregoing the potential for future capital growth. Thus, on redemptions of holdings Shareholders of the Jupiter Merian Global Equity Income Fund (IRL) income share classes may not receive back the full amount invested due to capital reduction. It is recommended that Shareholders of the Jupiter Merian Global Equity Income Fund (IRL) seek advice in this regard. The rationale for providing for the payment of fees and expenses out of capital is to increase the level of income distributed for income class shareholders.

A detailed summary of each of the fees and expenses of the Jupiter Merian Global Equity Income Fund (IRL) and the Company is set out in the section of the Prospectus headed “**Fees and Expenses**”.

For further details on the subscription, repurchase, transfer or conversion of Shares in the Jupiter Merian Global Equity Income Fund (IRL) please refer to the section of the Prospectus headed “**Subscriptions, Repurchases and Dealings in Shares**”.

### **Establishment Costs**

The cost of establishing the Jupiter Merian Global Equity Income Fund (IRL) and the preparation and printing of the relevant Supplement is expected not to exceed €50,000 and will be charged to the Jupiter Merian Global Equity Income Fund (IRL) and amortised over a period of up to three years of the Jupiter Merian Global Equity Income Fund (IRL)’s operation or such other shorter period as the Directors may determine.

A detailed summary of each of the fees and expenses of the Jupiter Merian Global Equity Income Fund (IRL) and the Company is set out in the section of the Prospectus headed “**Fees and Expenses**”.

For further details on the subscription, repurchase, transfer or conversion of Shares in the Jupiter Merian Global Equity Income Fund (IRL) please refer to the section of the Prospectus headed “**Subscriptions, Repurchases and Dealings in Shares**”.

### **Distribution Policy**

Dividend in respect of the Classes of Shares of the Jupiter Merian Global Equity Income Fund (IRL) will be distributed in accordance with the distribution frequency set out in the table below (the “**Distributing Share Classes**”).

Dividends will be declared on the last calendar day of each month.

| <b>CLASS</b>                | <b>Distribution Frequency</b> |
|-----------------------------|-------------------------------|
| Class L (USD) Income        | Monthly                       |
| Class L (GBP) Income        | Monthly                       |
| Class L (EUR) Income        | Monthly                       |
| Class L (USD) Income (F)    | Monthly                       |
| Class L (AUD) Income (F)    | Monthly                       |
| Class L (ZAR) Income (F)    | Monthly                       |
| Class L (EUR) Hedged Income | Monthly                       |
| Class L (AUD) Hedged Income | Monthly                       |
| Class L (RMB) Hedged Income | Monthly                       |
| Class L (SGD) Hedged Income | Monthly                       |

|                             |         |
|-----------------------------|---------|
| Class L (HKD) Hedged Income | Monthly |
| Class L (ZAR) Hedged Income | Monthly |
| Class B (USD) Income        | Monthly |
| Class B (AUD) Hedged Income | Monthly |
| Class B (RMB) Hedged Income | Monthly |
| Class B (ZAR) Hedged Income | Monthly |
| Class C (USD) Income        | Monthly |
| Class C (AUD) Hedged Income | Monthly |
| Class C (RMB) Hedged Income | Monthly |
| Class C (ZAR) Hedged Income | Monthly |
| Class C2 (USD) Income (F)   | Monthly |
| Class C2 (AUD) Income (F)   | Monthly |
| Class C2 (ZAR) Income (F)   | Monthly |
| Class I (USD) Income        | Monthly |
| Class I (SEK) Hedged Income | Monthly |
| Class I (EUR) Income        | Monthly |
| Class N (USD) Income        | Monthly |
| Class S (GBP) Income        | Monthly |
| Class I (GBP) Income        | Monthly |
| Class I (GBP) Hedged Income | Monthly |
| Class U1 (GBP) Income       | Monthly |
| Class U1 (USD) Income       | Monthly |
| Class U2 (GBP) Income       | Monthly |
| Class U2 (USD) Income       | Monthly |
| Class X (GBP) Income        | Monthly |

Save as outlined below, it is the intention of the Directors that dividends of the Jupiter Merian Global Equity Income Fund (IRL) will be paid on a monthly basis.

It is the intention of the Directors that dividends will be paid from the Jupiter Merian Global Equity Income Fund (IRL)'s net income. In addition, the Jupiter Merian Global Equity Income Fund (IRL) may also pay dividends out of capital for certain share classes. As the Jupiter Merian Global Equity Income Fund (IRL) currently charges fees and expenses to capital the Jupiter Merian Global Equity Income Fund (IRL)'s net income available for distribution will in practice be a gross rather than net income figure. Gross income shall generally consist of interest, dividends and other investment income less withholding and other taxes or adjustments as applicable. The rationale for providing for the payment of dividends out of capital is to allow the Jupiter Merian Global Equity Income Fund (IRL) the ability to provide a stable and consistent level of distribution to investors seeking income oriented investment solutions.

For Share Classes that are not Distributing Share Classes (i.e. Accumulation Share Classes), the Jupiter Merian Global Equity Income Fund (IRL)'s income and capital gains will be reinvested in accordance with the investment objectives and investment policies of the Jupiter Merian Global Equity Income Fund (IRL).

The Directors may operate an income smoothing mechanism which aims to generate a more stable level of distributions from one month to the next. This may involve reducing the income paid out for a particular month to counter possible shortfalls in the income available for distribution in later months. Any such undistributed income will be paid out in respect of the final month of the annual accounting period.

### **Risk Factors**

It cannot be guaranteed that the performance of the Jupiter Merian Global Equity Income Fund (IRL) will generate a return and there may be circumstances where no return is generated or the amount invested is lost.

### *Risks Associated with the Stock Connects*

The relevant rules and regulations of the Stock Connects are untested and subject to change which may have potential retrospective effect. The programmes are subject to quota limitations which may restrict the Jupiter Merian Global Equity Income Fund (IRL)'s ability to invest in China A Shares through the programmes on a timely basis and where a suspension in the trading through the programmes is effected, the Jupiter Merian Global Equity Income Fund (IRL)'s ability to access the China A Shares market (and hence to pursue its investment strategy) will be adversely affected. The PRC regulations impose certain restrictions on selling and buying of China A Shares. Hence the Jupiter Merian Global Equity Income Fund (IRL) may not be able to dispose of holdings of China A Shares in a timely manner. Also, a stock may be recalled from the scope of eligible stocks for trading via the Stock Connects. This may adversely affect the investment portfolio or strategies of the Jupiter Merian Global Equity Income Fund (IRL), for example, when the Investment Manager wishes to purchase a stock which is recalled from the scope of eligible stocks. Due to the differences in trading days, the Jupiter Merian Global Equity Income Fund (IRL) may be subject to a risk of price fluctuations in China A Shares on a day that the PRC market is open for trading but the Hong Kong market is closed.

### *Liquidity Risk of Investing in China A Shares*

China A Shares may be subject to trading bands which restrict increases and decreases in the trading price. The Jupiter Merian Global Equity Income Fund (IRL) if investing through the Stock Connects will be prevented from trading underlying China A Shares when they hit the "trading band limit". If this happens on a particular trading day, the Jupiter Merian Global Equity Income Fund (IRL) may be unable to trade China A Shares. As a result, the liquidity of the China A Shares may be adversely affected which in turn may affect the value of the Jupiter Merian Global Equity Income Fund (IRL)'s investments.

### *PRC tax considerations in relation to investment in China A Shares via the Stock Connects*

On 14 November 2014, the Ministry of Finance, the State of Administration of Taxation and the CSRC jointly issued a notice in relation to the taxation rule on the Stock Connects under Caishui 2014 No.81 ("Notice No.81"). Under Notice No.81, corporate income tax and individual income tax will be temporarily exempted on gains derived by Hong Kong and overseas resident investors (including the Jupiter Merian Global Equity Income Fund (IRL)) on the trading of China A Shares through the Stock Connects with effect from 17 November 2014. However, Hong Kong and overseas investors are required to pay tax on dividends and/or bonus shares at the rate of 10% which will be withheld and paid to the relevant authority by the listed companies, unless an applicable double tax treaty could be applied to reduce the dividend withholding tax rate. As a result of Notice No.81, the uncertainty of providing for tax on gains derived from the disposal of Chinese securities now solely relates to investment in other types of Chinese securities (e.g. China B or H Shares).

Based on the prevailing value added tax ("VAT") regulations, capital gains derived by investors via the Stock Connects are exempted from VAT.

Hong Kong and overseas investors are required to pay stamp duty arising from the trading of China A Shares and the transfer of China A Shares by way of succession or gift in accordance with the existing taxation rules in the PRC.

The attention of investors is drawn to the sections of the Prospectus headed "**Financial Derivative Instruments**" and "**Risk Factors**".

### **Material Contracts**

The following contract has been entered into and is, or may be, material in respect of the Jupiter Merian Global Equity Income Fund (IRL):-

The Management and Distribution Agreement dated 31 October 2019 between the Company, the Manager and the Investment Manager.

---

## Jupiter Asset Management Series plc

---

An umbrella type open-ended investment company with variable capital and segregated liability between sub-funds and incorporated with limited liability under the laws of Ireland with registered number 271517, authorised by the Central Bank on 10 October 1997 as a UCITS, pursuant to the UCITS Regulations.

This Supplement contains information relating specifically to the Jupiter Emerging Market Debt Fund, a sub-fund of Jupiter Asset Management Series plc (the "**Company**"), an open-ended umbrella fund with segregated liability between sub-funds.

**This Supplement forms part of and should be read in the context of and in conjunction with the Prospectus for the Company dated 30 November 2022 (the "Prospectus") which immediately precedes this Supplement and is incorporated herein.**

### Jupiter Emerging Market Debt Fund

30 November 2022

*Capitalised terms used herein shall have the meanings attributed to them in the Prospectus.*

The Directors of the Company whose names appear in the Prospectus under the heading "**Management and Administration**" accept responsibility for the information contained in this Supplement and the Prospectus. To the best of the knowledge and belief of the Directors (who have taken all reasonable care to ensure that such is the case) the information contained in this Supplement and in the Prospectus is in accordance with the facts and does not omit anything likely to affect the import of such information. The Directors accept responsibility accordingly.

**An investment in the Jupiter Emerging Market Debt Fund should not constitute a substantial proportion of an investor's investment portfolio and may not be appropriate for all investors.**

**Shareholders of the Jupiter Emerging Market Debt Fund should note that all or a part of fees and expenses will be charged to the capital at a Fund or Share Class level. This will have the effect of lowering the capital value of your investment.**

**For Fixed Distribution Share Classes, shareholders should note that distributions may be declared out of the capital of the Jupiter Emerging Market Debt Fund. Therefore, there is a greater risk that capital may be eroded and distribution will be achieved by foregoing the potential for future capital growth of your investment. This cycle may continue until all capital is depleted. Distributions out of capital may have different tax consequences to distributions of income and it is recommended that you seek appropriate advice in this regard.**

## Investment Objective and Policies

The objective of the Jupiter Emerging Market Debt Fund is to seek to achieve asset growth through investment in a well-diversified portfolio of fixed and variable rate debt securities issued in Emerging Markets.

At least two thirds of the Net Asset Value of the Jupiter Emerging Market Debt Fund shall be invested in debt securities issued or guaranteed by any government, state, local authority or other political subdivision of government (including any agency or instrumentality thereof) securities issued by supranational bodies and securities issued by corporate entities in the emerging markets of Asia, Africa, the Middle East, Latin America and the developing countries of Europe subject to the investment restriction 2.12 of Schedule III in the Prospectus that such securities shall be issued from at least 6 different issues, with securities from any one issue not exceeding 30% of net assets. Investment may include debt securities, including convertible and non-convertible debt securities, fixed and floating rate bonds, inflation-linked bonds and index-linked bonds issued both by governments and corporations, zero coupon and discount bonds, debentures, mortgage-backed and asset-backed securities, certificates of deposit, bankers' acceptances, commercial paper, treasury bills and loan participation securities that reference bank loans and trade finance loans in these countries. The loan participation securities that Jupiter Emerging Market Debt Fund may invest in are expected to be in the form of participations in, or assignment of, the loans, which may or may not be securitised ("Participations"). The Participations shall be liquid and will provide for interest rate adjustments at least every 397 days. The Jupiter Emerging Market Debt Fund may invest up to 10 per cent. of its net assets in Participations and will only purchase such Participations through recognised, regulated dealers.

No more than 85 per cent. of the Jupiter Emerging Market Debt Fund's Net Asset Value may be invested in securities which are rated below Investment Grade. The Jupiter Emerging Market Debt Fund may invest more than 10 per cent. (and up to 30 per cent.) of its Net Asset Value in securities issued or guaranteed by any single country (including its government, a public or local authority or nationalised industry of that country) with a credit rating of BB+ or below by Standard & Poor's or Ba1 or below by Moody's or with no credit rating being assigned by an internationally recognized credit agency. Countries where this may apply are countries included in the J.P. Morgan EMBI Global Diversified Index, as may be amended from time to time. As of December 2018, such potential sovereigns include Russia, Venezuela and Argentina. However, the ratings of sovereign issuers may change from time to time and the abovementioned sovereigns are named only for reference and is not an exhaustive list and such sovereigns are subject to change from time to time as their ratings change. The Investment Manager considers that such investment is consistent with and may be necessary in order to achieve the overall objective and implement the investment policy of the Jupiter Emerging Market Debt Fund.

The Jupiter Emerging Market Debt Fund is likely to concentrate its investments in Asia, Africa, the Middle East, Latin America and the developing countries of Europe. Subject to the investment restriction 2.1 of Schedule III in the Prospectus, the securities will be listed, traded or dealt in on any Regulated Market in these countries and in the US or the EU.

The Jupiter Emerging Market Debt Fund may invest up to 15% of its Net Asset Value in the China Interbank Bond Market including via Bond Connect, as further set out in the sub-section headed "**Bond Connect**" below.

The Jupiter Emerging Market Debt Fund may invest its liquid assets or may invest up to one third of the Net Asset Value for temporary defensive purposes in short-term securities such as commercial paper, bankers' acceptances, certificates of deposit and government securities issued by an OECD member country or by any supranational entity provided that the foregoing securities are denominated in USD, subject to the investment restriction 2.1 of Schedule III in the Prospectus that the securities are listed, traded or dealt in on a Regulated Market in an OECD member country and are rated Investment Grade or better.

The Jupiter Emerging Market Debt Fund may invest up to 5 per cent. of its Net Asset Value in open-ended collective investment schemes whose objective is to invest in any of the foregoing. Investment in collective investment schemes shall include both UCITS and alternative investment funds. In particular, any investment in open-ended alternative investment funds will be subject to Regulation

114(6) of the Central Bank (Supervision and Enforcement) Act 2013 (Section 48(1)) (Undertakings for Collective Investment in Transferable Securities) Regulations 2019 (the "Central Bank UCITS Regulations").

Up to 5% of the Net Asset Value of the Jupiter Emerging Market Debt Fund may be invested in securities traded on domestic Russian markets and any such investment will only be made in securities that are listed/traded on the Moscow Exchange.

The Jupiter Emerging Market Debt Fund may invest up to 5 per cent. of its Net Asset Value in REITs listed, traded or dealt in on Regulated Markets that are not considered Emerging Markets.

The Jupiter Emerging Market Debt Fund may employ the following investment techniques and instruments which may be exchange-traded or over-the-counter derivatives, futures (such as currency future contracts), options, options on futures, currency forwards, convertible securities, hybrid securities, structured notes including credit-linked notes, credit default swaps and swap agreements (which may include interest rate swaps, currency swaps, cross currency interest rate swaps and total return swaps). Such derivative instruments may be used for (i) hedging purposes, (ii) efficient portfolio management, and/or (iii) investment purposes to implement active interest rate, currency or credit exposure positions (which may not be correlated with the underlying securities held by the Jupiter Emerging Market Debt Fund, subject to the conditions and within the limits from time to time laid down by the Central Bank.

Swaps (including total/excess return swaps, credit default swaps and interest rate swaps) will be used to achieve profit as well as to hedge existing long positions

Where the Jupiter Emerging Market Debt Fund enters into total return swaps (or invests in other financial derivative instruments with the same characteristics) it will only do so on behalf of the Jupiter Emerging Market Debt Fund with counterparties which shall be entities which satisfy the OTC counterparty criteria set down by the Central Bank in the UCITS Regulations and shall specialise in such transactions. Subject to compliance with those conditions, the Investment Manager has full discretion as to the appointment of counterparties when entering into total return swap in furtherance of its investment objective and policies.<sup>1</sup> It is not possible to comprehensively list in this Supplement all the counterparties as they have not, as of the date of issue of this Supplement, been selected and they may change from time to time. The failure of a counterparty to a swap transaction may have a negative impact on the return for shareholders. The Investment Manager would seek to minimise counterparty performance risk by only selecting counterparties with a good credit rating and by monitoring any changes in those counterparties' ratings. The counterparty to any total return swap entered into by the Jupiter Emerging Market Debt Fund would not assume any discretion over the composition or management of the investment portfolio of the Jupiter Emerging Market Debt Fund or of the underlying securities of the total return swap and would meet the criteria set out in the Prospectus.

Currency hedging activities and currency positions will be implemented using spot and forward foreign exchange contracts, total/excess return swaps and currency futures, options and options on futures.

#### Commitment Approach

In order to manage the risks associated with the use of such financial derivative instruments, the Jupiter Emerging Market Debt Fund will calculate global exposure using the commitment approach. Therefore, the Jupiter Emerging Market Debt Fund must at all times ensure that its global exposure does not exceed its total net asset value and that the maximum level of leverage under the commitment approach will not exceed 100% of the Net Asset Value of the Jupiter Emerging Market Debt Fund. Under the commitment approach, the calculation converts each derivative position into the market value of an equivalent position in the underlying asset of that derivative, and takes account of netting and hedging arrangements that the Jupiter Emerging Market Debt Fund has in place at any time. The commitment approach shall be the Jupiter Emerging Market Debt Fund's primary risk measurement methodology.

---

<sup>1</sup> It is not possible to comprehensively list in this Supplement all the counterparties as they have not, as of the date of issue of this Supplement, been selected and they may change from time to time.

## Relative VaR

In addition thereto and in order to provide a supplementary risk measurement methodology to help protect Shareholders' interests, the market risk associated with the use of financial derivative instruments will also be monitored using the Value at Risk ("VaR") methodology. VaR is a statistical methodology that predicts, using historical data, the likely maximum daily loss that the fund could lose calculated to a one-tailed 99% confidence level. However there is a 1% statistical chance that the daily VaR number may be exceeded. The VaR approach uses a historical observation period and thus the VaR result may be biased if abnormal market conditions are not prevalent or are omitted from the historical observation period. Accordingly, investors could suffer significant losses in abnormal market conditions. The Investment Manager will attempt to minimize such risks by conducting regular back testing and stress testing of the VaR model in accordance with Central Bank requirements.

Using the Relative VaR model, the VaR of the Jupiter Emerging Market Debt Fund's portfolio will not exceed twice the VaR on a comparable benchmark portfolio or reference portfolio (i.e. a similar portfolio with no derivatives) which will reflect the Jupiter Emerging Market Debt Fund's intended investment style. The benchmark portfolio will be the J.P.Morgan EMBI Global Diversified Index. The J.P.Morgan EMBI Global Diversified Index tracks total returns for United States Dollar denominated debt instruments issued by emerging market sovereign and quasi-sovereign entities. Further details on this index are publicly available or available from the Investment Manager upon request. The holding period shall be 20 days. The historical observation period shall not be less than one year. The measurement and monitoring of all exposures relating to the use of derivative instruments will be performed on at least a daily basis. The Jupiter Emerging Market Debt Fund's portfolio will be managed so as to comply with applicable limitations under both the commitment and VaR risk methodologies outlined above.

The level of leverage for the Jupiter Emerging Market Debt Fund using the sum of notionals of the financial derivative instruments used is expected to range from 50% to 150% of Net Asset Value rising to a maximum level of 400%. The Jupiter Emerging Market Debt Fund's leverage may increase to such higher levels, for example, at times when the Investment Manager deems it most appropriate to use derivative instruments to alter the Jupiter Emerging Market Debt Fund's interest rate, currency or credit exposure.

With regard to the differing maximum leverage figures disclosed in the Supplement, this is because one figure is calculated pursuant to the commitment approach and the other is based on the sum of the notionals of the derivatives used. Unlike the commitment approach, leverage calculated using the sum of notionals does not take into account any netting and hedging arrangements that the Jupiter Emerging Market Debt Fund has in place at any time. The Jupiter Emerging Market Debt Fund is required to disclose the maximum leverage based on the sum of notionals because, in addition to using the commitment approach, it will also measure global exposure using Relative VaR. In this regard, investors should note that when measured under the commitment approach (i.e. when netting and hedging arrangements are taken into account as part of the leverage calculation), the level of leverage will not, as outlined above, exceed 100% of the Net Asset Value of the Jupiter Emerging Market Debt Fund.

The Jupiter Emerging Market Debt Fund may use derivatives to acquire synthetic long and synthetic short positions over a variety of time periods (depending on current market conditions and the Investment Manager's view relative to those conditions) in accordance with the requirements of the Central Bank. The expected range for the long and short positions the Jupiter Emerging Market Debt Fund may take is between 0% to 150% short exposures in combination with 0% to 150% long exposures. This range for derivatives use is not a limit and the exposures can exceed the range in certain circumstances. However, this will remain within the constraints under the VaR approach set out above. For fixed income funds, derivatives are integral to the management of an active portfolio. A high level of derivative usage, either long or short, does not necessarily mean a high level of risk. Derivative exposures may be hedges or offsets used in an unleveraged sense to control the portfolio.

The Jupiter Emerging Market Debt Fund will be denominated in USD but may hold assets denominated in other currencies. Consequently the Net Asset Value may rise and fall as a result of exchange rate fluctuations. The Jupiter Emerging Market Debt Fund does not propose to hedge routinely the exchange rate exposure arising as a result of currency fluctuations but may do so from time to time. The Investment Manager may enter into foreign exchange transactions to hedge against exchange risk,

to increase exposure to a currency or to shift exposure to currency fluctuations from one currency to another. Suitable hedging transactions may not be available in all circumstances and there can be no assurance that the Jupiter Emerging Market Debt Fund will engage in such transactions at any given time. Such transactions may not be successful and may eliminate any chance for the Jupiter Emerging Market Debt Fund to benefit from favourable fluctuations in relevant foreign currencies.

For the purposes of efficient portfolio management and only in respect of up to one third of the Net Asset Value of the Jupiter Emerging Market Debt Fund, the Investment Manager may enter into foreign exchange transactions to hedge against exchange risk, to increase exposure to a currency or to shift exposure to currency fluctuations from one currency to another. Suitable hedging transactions may not be available in all circumstances and there can be no assurance that the Jupiter Emerging Market Debt Fund will engage in such transactions at any given time or from time to time. Such transactions may not be successful and may eliminate any chance for the Jupiter Emerging Market Debt Fund to benefit from favourable fluctuations in relevant foreign currencies.

### **Investment Approach**

The Jupiter Emerging Market Debt Fund is actively managed, which means the Investment Manager has freedom to select the investments in order to seek to achieve the investment objective of the Jupiter Emerging Market Debt Fund. In seeking to achieve its investment objective, the Jupiter Emerging Market Debt Fund will aim to deliver a return, net of fees, greater than that of the J.P. Morgan EMBI Global Diversified Index (the “**Index**”) over rolling 3 year periods.

The Index represents the performance of USD debt issued by Emerging Market sovereign and quasi sovereign entities.

For the Jupiter Emerging Market Debt Fund, security selection is based on a combination of top-down and bottom-up analysis. The top-down analysis focuses on optimising the Jupiter Emerging Market Debt Fund’s exposure to a range of risk factors, such as currency, credit spread, duration and yield. In order to make decisions on the appropriate exposure to these factors, the Investment Manager undertakes an ongoing assessment of the return drivers, such as interest rates, the macro-economic outlook, inflationary expectations, fiscal and external account balances, and geo-political issues.

The bottom-up analysis focuses on assessing an individual debt security’s default risk and value relative to similar debt securities in the market. In order to support this analysis, the Investment Manager will evaluate information such as country- or company-specific data or external broker research.

The Index is a broad representation of the Jupiter Emerging Market Debt Fund’s investment universe. Although a large proportion of the Jupiter Emerging Market Debt Fund’s investments may be components of the Index, the Investment Manager does not seek to replicate the performance of the Index; it is seeking to deliver a return, net of fees, greater than the Index. In particular, the Jupiter Emerging Market Debt Fund may invest in securities which are not included in the Index and the security selection and portfolio construction process, as set out above, mean that the number of holdings and weightings of the issues, issuers, industries, sectors and countries of the holdings of the Jupiter Emerging Market Debt Fund may diverge materially from the Index. Therefore, the risk and return profile of the Jupiter Emerging Market Debt Fund will likely be significantly different to that of the Index.

### **Sustainability Approach**

Material sustainability risks are integrated into the investment decision making process and risk management process. The active ownership approach considers material ESG factors (such as environmental, or social considerations) and principal adverse impacts on sustainability factors, which strengthen the assessment of the risks and opportunities that drive long-term value. These measures are believed to enhance investment decision making leading to better client outcomes.

These risks are considered through the investment process and form part of the ongoing monitoring of portfolio companies. The Investment Manager will utilise a combination of any of the following to meet these goals:



- i) Primary research;
- ii) Third party ESG risk data (including climate analysis and principal adverse impact data);
- iii) Proxy voting research;
- iv) Direct and collaborative engagement with companies and other investors / industry bodies; and
- v) Commitment to responsible investment codes.

There are no sustainability risk-related limits or ESG investment restrictions applicable to the Jupiter Emerging Market Debt Fund, save for such restrictions as may arise in line with regulatory requirements. Low ranking or negative third-party scores from third party ESG providers will not automatically prohibit investment. The Investment Manager retains discretion to divest from or engage with a portfolio company when considering adverse sustainability risks or events. The above activities are conducted by the Investment Manager because it is responsible for the integration of sustainability risks within the investment decision-making process. In the Investment Manager's view, the integration of material sustainability risks in the investment process informs investment decisions and contributes to stronger risk adjusted returns over the long-term. The assessment of the likely impact of sustainability risks on returns involves both quantitative and qualitative judgments. The outcomes in accordance with Jupiter's Responsible Investment Policy can be realised in the short term or achieved over multiple periods. Impacts may also be influenced by market conditions.

#### *Status under the Taxonomy Regulation*

Further to the Taxonomy Regulation, the investments underlying the Jupiter Emerging Market Debt Fund do not take into account the EU criteria for environmentally sustainable economic activities.

Please refer to the sections headed "Environmental, Social and Governance ("ESG") Investment Risk", "Sustainability Risk" and "The Sustainable Finance Disclosure Regulation" for further information.

#### **Bond Connect**

Bond Connect is a mutual bond market access scheme between Mainland China and Hong Kong established by China Foreign Exchange Trade System & National Interbank Funding Centre ("CFETS"), China Central Depository & Clearing Co., Ltd ("CCDCC"), Shanghai Clearing House, and Hong Kong Exchanges and Clearing Limited and Central Money markets Unit. This scheme allows foreign investors (including a Fund) to invest in the China interbank bond market ("CIBM") through connection between the related Mainland and Hong Kong financial infrastructure institutions. Bond Connect aims to enhance the efficiency and flexibility of investing in the CIBM. This is accomplished by easing the access requirements to enter the market, the use of the Hong Kong trading infrastructure to connect to CFETS, removal of the investment quota and bond settlement agent, all which are required to invest in the CIBM directly.

#### **Asset Segregation**

Under Bond Connect, assets are distinctly segregated into three levels across the onshore and offshore central depositories ("CSD"). It is mandatory for investors using Bond Connect to hold their bonds in a segregated account at the offshore depository in the name of the end investor. Bond purchased through Bond Connect will be held onshore with the CCDCC/SCH in a nominee structure in the name of the CMU. Investors will be the beneficial owners of the bonds via a segregated account structure in the CMU in Hong Kong.

#### **Trading Link**

Participants to Bond Connect register with trading platforms including Tradeweb and Bloomberg, the Bond Connect offshore electronic trading platforms which link directly into CFETS. These platforms will allow trading with designated onshore Bond Connect market makers using the Request for Quotation ("RFQ") protocol. The designated bond connect market makers provide tradable prices through CFETS. The quote will include the full amount with the clean price, yield to maturity and effective period for the response. The market makers can decline to respond to the RFQ and can decline, amend or withdraw the quote as long as it hasn't been accepted by the potential buyer. Upon acceptance of the quote by

the potential buyer, all other quotes automatically become invalid. CFETS will then generate a trade confirmation on which the market maker, buyers, CFETS and depository will use to process the settlement.

### **Transaction Flow for Settlement Process and Link**

Settlement is effected via the settlement link between the CMU in Hong Kong and CCDC in the PRC. For delivery versus payment transactions:

- Settlement instruction must be matched and affirmed in the CCDC system by 10:00 Hong Kong time. Securities are earmarked for the transaction and blocked by the CCDC system.
- Mainland China trading counterparty (the buyer) pays the settlement cash proceeds to CMU by 13:00 Hong Kong time.
- After 17:00 Hong Kong time upon confirmation from CMU that funds have been received, CCDC will deliver the securities to the mainland China bond dealers. This triggers CMU to transfer the settlement cash proceeds to the sub-custodians for further credit to Global Custodian's account.

### **Profile of a Typical Investor**

A typical investor has a long term investment horizon and is prepared to accept a moderate level of volatility. This is not a guide to the future volatility of the Jupiter Emerging Market Debt Fund and may move over time. Investors may also refer to the KIID for the most up-to-date SRRI measurement of volatility.

### **Investment Manager**

The Investment Manager of the Jupiter Emerging Market Debt Fund is Jupiter Investment Management Limited.

### **Base Currency**

The Base Currency is USD for the Jupiter Emerging Market Debt Fund.

### **Business Day**

In respect of the Jupiter Emerging Market Debt Fund, means a day (excluding Saturdays, Sundays and public holidays) on which retail banks are open for business in Dublin and London.

### **Dealing Day**

Means in respect of the Jupiter Emerging Market Debt Fund every Business Day or such other days as the Directors may determine and provided that there shall be at least one Dealing Day each fortnight.

### **Classes of Shares**

The Classes of Shares in the Jupiter Emerging Market Debt Fund are distinguished principally on the basis of the initial charge, the redemption charge, the contingent deferred sales charge and the management and distribution fees applicable to them.

Class B, C, C2, L, N and S Shares are offered primarily as an investment to Retail Investors. Investors wishing to purchase Class B, C, C2, L, N or S Shares should do so via their financial intermediary.

Commencing from the Effective Date (as defined below), Class B Shares and Class C2 Shares, whether purchased before or after the Effective Date, will automatically convert into Shares in the corresponding Class L Shares upon the expiry of 4 years (Class B Shares), or 2 years (Class C2 Shares) from the date of the initial subscription into the relevant Class B Shares or Class C2 Shares. The Effective Date for these purposes shall be 31 March, 2017 or such later date as is required in order to implement the relevant enhancements necessary to process the automatic conversion.

Class I Shares may be offered in certain limited circumstances to Institutional Investors or distributors and platforms who have separate fee arrangements with their clients, and who in the Investment Manager's reasonable opinion are able to subscribe an amount in excess of the investment minimum as set out below. With regard to MiFID distributors, Class I Shares will be available to those providing portfolio management or independent investment advice as defined by the MiFID II Directive and those providing non independent advice who have a separate fee arrangement with their clients under which they have agreed not to receive and retain inducements.

Class U1 Shares are only available to investors who in the Manager or Investment Manager's reasonable opinion are able to subscribe an amount in excess of the investment minimum as set out below and who have agreed specific terms of business with the Manager or Investment Manager. With regard to MiFID distributors, Class U1 Shares will be available to those providing portfolio management or independent investment advice as defined by the MiFID II Directive and those providing non independent advice who have a separate fee arrangement with their clients under which they have agreed not to receive and retain inducements.

Class U2 Shares are offered only as an investment through designated financial intermediaries who have agreed specific terms of business with the Investment Manager. With regard to MiFID distributors, Class U2 Shares will be available to those providing portfolio management or independent investment advice as defined by the MiFID II Directive and those providing non independent advice who have a separate fee arrangement with their clients under which they have agreed not to receive and retain inducements.

#### **Initial Offer Period and Subscription Price**

The Initial Offer Period for any Class of Shares in the Jupiter Emerging Market Debt Fund which is available but not yet launched will close on 29 May 2023. The initial offer period in respect of any new class of Shares may be shortened or extended by the Directors. The Central Bank will be notified in advance of any extension if subscriptions for Shares have been received and otherwise on an annual basis.

The initial subscription price of each Class of Shares during the Initial Offer Period shall be, depending on the denomination of the Share Class, AUD 10.00, EUR 10.00, GBP 10.00, SEK 10.00, SGD 10.00, USD 10.00, RMB 10.00, ZAR 10.00.

#### **Fees and Expenses**

##### **Management Fee, Initial Charge, Redemption Fee, Distribution Fee and Minimum Investment and Holding Amounts**

The amount of the fees for each of the various Classes of Shares of the Jupiter Emerging Market Debt Fund is set out below and is expressed as a percentage per annum of the Net Asset Value of each Class of Share in the Jupiter Emerging Market Debt Fund.

| Class                       | Currency | Minimum Initial Investment | Minimum Subsequent Investment | Minimum Holding Requirement | Initial Charge | Management Fee | Redemption Fee | Distribution Fee |
|-----------------------------|----------|----------------------------|-------------------------------|-----------------------------|----------------|----------------|----------------|------------------|
| <b>L (USD) Accumulation</b> | USD      | USD 500                    | USD 250                       | USD 500                     | Up to 5.00%    | 1.50%          | Nil            | Nil              |
| <b>L (USD) Income</b>       | USD      | USD 500                    | USD 250                       | USD 500                     | Up to 5.00%    | 1.50%          | Nil            | Nil              |
| <b>L (USD) Income (F)</b>   | USD      | USD 500                    | USD 250                       | USD 500                     | Up to 5.00%    | 1.50%          | Nil            | Nil              |

|  |     |           |         |         |             |       |     |             |
|--|-----|-----------|---------|---------|-------------|-------|-----|-------------|
| <b>L (EUR)<br/>Accumulation</b>              | EUR | EUR 500   | EUR 250 | EUR500  | Up to 5.00% | 1.50% | Nil | Nil         |
| <b>L (EUR)<br/>Hedged<br/>Accumulation</b>   | EUR | EUR 500   | EUR 250 | EUR500  | Up to 5.00% | 1.50% | Nil | Nil         |
| <b>L (SEK)<br/>Hedged<br/>Accumulation</b>   | SEK | SEK 500   | SEK 250 | SEK 500 | Up to 5.00% | 1.50% | Nil | Nil         |
| <b>L (GBP)<br/>Income</b>                    | GBP | GBP500    | GBP 250 | GBP 500 | Up to 5.00% | 1.50% | Nil | Nil         |
| <b>L (GBP)<br/>Hedged<br/>Accumulation</b>   | GBP | GBP500    | GBP 250 | GBP 500 | Up to 5.00% | 1.50% | Nil | Nil         |
| <b>L (AUD)<br/>Hedged<br/>Accumulation</b>   | AUD | AUD 500   | AUD 250 | AUD 500 | Up to 5.00% | 1.50% | Nil | Nil         |
| <b>L (SGD)<br/>Hedged<br/>Income</b>         | SGD | SGD 500   | SGD 250 | SGD 500 | Up to 5.00% | 1.50% | Nil | Nil         |
| <b>L (AUD)<br/>Hedged<br/>Income</b>         | AUD | AUD 500   | AUD 250 | AUD 500 | Up to 5.00% | 1.50% | Nil | Nil         |
| <b>L (AUD)<br/>Hedged<br/>Income<br/>(F)</b> | AUD | AUD 500   | AUD 250 | AUD 500 | Up to 5.00% | 1.50% | Nil | Nil         |
| <b>L (RMB)<br/>Hedged<br/>Income</b>         | RMB | RMB500    | RMB 250 | RMB 500 | Up to 5.00% | 1.50% | Nil | Nil         |
| <b>L (ZAR)<br/>Hedged<br/>Income</b>         | ZAR | ZAR 500   | ZAR 250 | ZAR 500 | Up to 5.00% | 1.50% | Nil | Nil         |
| <b>L (ZAR)<br/>Hedged<br/>Income<br/>(F)</b> | ZAR | ZAR 500   | ZAR 250 | ZAR 500 | Up to 5.00% | 1.50% | Nil | Nil         |
| <b>B (USD)<br/>Accumulation</b>              | USD | USD 1,000 | USD 500 | USD 500 | Nil         | 1.50% | Nil | Up to 1%    |
| <b>B (USD)<br/>Income</b>                    | USD | USD 1,000 | USD 500 | USD 500 | Nil         | 1.50% | Nil | Up to 1%    |
| <b>C (USD)<br/>Accumulation</b>              | USD | USD 1,000 | USD 500 | USD 500 | Up to 1.00% | 1.50% | Nil | Up to 1.50% |
| <b>C (USD)<br/>Income</b>                    | USD | USD 1,000 | USD 500 | USD 500 | Up to 1.00% | 1.50% | Nil | Up to 1.50% |

|   |     |                   |                  |                   |             |        |     |          |
|---|-----|-------------------|------------------|-------------------|-------------|--------|-----|----------|
| <b>C2 (USD)<br/>Income<br/>(F)</b>            | USD | USD 1,000         | USD 500          | USD 500           | Up to 0.50% | 1.50%  | Nil | Up to 1% |
| <b>C2 (AUD)<br/>Hedged<br/>Income<br/>(F)</b> | AUD | AUD 1,000         | AUD 500          | AUD 500           | Up to 0.50% | 1.50%  | Nil | Up to 1% |
| <b>C2 (ZAR)<br/>Hedged<br/>Income<br/>(F)</b> | ZAR | ZAR 1,000         | ZAR 500          | ZAR 500           | Up to 0.50% | 1.50%  | Nil | Up to 1% |
| <b>I (USD)<br/>Accumula<br/>tion</b>          | USD | USD<br>1,000,000  | USD<br>100,000   | USD<br>1,000,000  | Nil         | 0.75%  | Nil | Nil      |
| <b>N (USD)<br/>Income</b>                     | USD | USD 1,000         | USD 500          | USD 500           | Up to 3%    | 1.5%   | Nil | Up to 1% |
| <b>N (USD)<br/>Accumula<br/>tion</b>          | USD | USD 1,000         | USD 500          | USD 500           | Up to 3%    | 1.5%   | Nil | Up to 1% |
| <b>I (GBP)<br/>Income</b>                     | GBP | GBP<br>1,000,000  | GBP<br>100,000   | GBP<br>1,000,000  | Nil         | 0.75%  | Nil | Nil      |
| <b>S (GBP)<br/>Income</b>                     | GBP | GBP<br>1,000,000  | GBP 500          | GBP 500           | Nil         | 1.10%  | Nil | Nil      |
| <b>U1 (GBP)<br/>Accumula<br/>tion</b>         | GBP | GBP<br>25,000,000 | GBP<br>2,500,000 | GBP<br>25,000,000 | Nil         | 0.675% | Nil | Nil      |
| <b>U1 (GBP)<br/>Income</b>                    | GBP | GBP<br>25,000,000 | GBP<br>2,500,000 | GBP<br>25,000,000 | Nil         | 0.675% | Nil | Nil      |
| <b>U2 (GBP)<br/>Accumula<br/>tion</b>         | GBP | GBP<br>50,000,000 | GBP<br>5,000,000 | GBP<br>50,000,000 | Nil         | 0.60%  | Nil | Nil      |
| <b>U2 (GBP)<br/>Income</b>                    | GBP | GBP<br>50,000,000 | GBP<br>5,000,000 | GBP<br>50,000,000 | Nil         | 0.60%  | Nil | Nil      |

Shareholders of the Jupiter Emerging Market Debt Fund should note that all or a portion of Fees and Expenses in respect of Jupiter Emerging Market Debt Fund may be charged to capital at a Fund or Share Class level. As a result capital may be eroded and income may be achieved by foregoing the potential for future capital growth. Thus, on redemptions of holdings Shareholders of the Jupiter Emerging Market Debt Fund income share classes may not receive back the full amount invested due to capital reduction. It is recommended that Shareholders of the Jupiter Emerging Market Debt Fund seek advice in this regard. The rationale for providing for the payment of fees and expenses out of capital is to increase the level of income distributed for income class shareholders.

#### **Contingent Deferred Sales Charge**

A contingent deferred sales charge may be payable on the repurchase of the Class B, Class C and Class C2 Shares of the Jupiter Emerging Market Debt Fund. The amount of the contingent deferred sales charge payable will depend on the length of time between the date the Shares were purchased and their repurchase at the rates set out below.

| Years since purchase | Contingent deferred sales charge as a percentage of the subscription price paid | Contingent deferred sales charge as a percentage of the subscription price paid | Contingent deferred sales charge as a percentage of the subscription price paid |
|----------------------|---|---|---|
|                      | Class B Shares  | Class C Shares  | Class C2 Shares   |
| 0 - 1                | 4.00%   | 1.00%   | 2.00%   |
| 1 - 2                | 3.00%   | Nil   | 1.00%   |
| 2 - 3                | 2.00%   | Nil   | Nil   |
| 3 - 4                | 1.00%   | Nil   | Nil   |
| 4 and thereafter     | None  | Nil   | Nil   |

Any contingent deferred sales charge will be payable to the Manager. The Manager may pay some or all of any contingent deferred sales charge to its delegates as reimbursement for the expense of distribution, intermediary and/or other services rendered to the Manager, the Company and the Jupiter Emerging Market Debt Fund. No contingent deferred sales charge shall be payable on Shares issued arising as a result of the reinvestment of dividends. No contingent deferred sales charge shall be payable on any increase on the Net Asset Value per Share above the subscription price paid for the Share and no contingent deferred sales charge shall be payable on transfers or conversions of Shares. For the purposes of determining whether a contingent deferred sales charge is payable any Shares redeemed shall be deemed to be those first subscribed.

A detailed summary of each of the fees and expenses of the Jupiter Emerging Market Debt Fund and the Company is set out in the section of the Prospectus headed “**Fees and Expenses**”.

For further details on the subscription, repurchase, transfer or conversion of Shares in the Jupiter Emerging Market Debt Fund please refer to the section of the Prospectus headed “**Subscriptions, Repurchases and Dealings in Shares**”.

### Distribution Policy

The Directors intend to declare a dividend in respect of the Classes of Shares of the Jupiter Emerging Market Debt Fund set out in the table below (the “**Distributing Share Classes**”).

The Directors intend to declare dividends in accordance with the distribution frequency set out in the table below. Dividends that are declared yearly will be declared on 31 December; dividends that are declared half-yearly will be declared on 30 June and 31 December; dividends that are declared quarterly will be declared on 31 March, 30 June, 30 September and 31 December; and dividends that are declared monthly will be declared on the last Business Day of each month.

| CLASS                            | Distribution Frequency |
|----------------------------------|------------------------|
| Class L (USD) Income             | Monthly                |
| Class L (USD) Income (F)         | Monthly                |
| Class L (SGD) Hedged Income      | Monthly                |
| Class L (GBP) Income             | Quarterly              |
| Class L (AUD) Hedged Income      | Monthly                |
| Class L (AUD) Hedged Income (F)  | Monthly                |
| Class L (RMB) Hedged Income      | Monthly                |
| Class L (ZAR) Hedged Income      | Monthly                |
| Class L (ZAR) Hedged Income (F)  | Monthly                |
| Class B (USD) Income             | Monthly                |
| Class C (USD) Income             | Monthly                |
| Class N (USD) Income             | Monthly                |
| Class C2 (USD) Income (F)        | Monthly                |
| Class C2 (AUD) Hedged Income (F) | Monthly                |
| Class C2 (ZAR) Hedged Income (F) | Monthly                |
| Class S (GBP) Income             | Quarterly              |
| Class I (GBP) Income             | Quarterly              |

|                       |           |
|-----------------------|-----------|
| Class U1 (GBP) Income | Quarterly |
| Class U2 (GBP) Income | Quarterly |

It is the intention of the Directors that dividends will be paid from the Jupiter Emerging Market Debt Fund's net income. In addition, the Jupiter Emerging Market Debt Fund may also pay dividends out of capital for certain share classes. As the Jupiter Emerging Market Debt Fund currently charges fees and expenses to capital, the Jupiter Emerging Market Debt Fund's income available for distribution will in practice be a gross rather than net income figure. Gross income shall generally consist of interest, dividends and other investment income less withholding and other taxes or adjustments as applicable. The rationale for providing for the payment of dividends out of capital is to allow the Jupiter Emerging Market Debt Fund the ability to provide a stable and consistent level of distribution to investors seeking income oriented investment solutions.

For Share Classes that are not Distributing Share Classes, the Jupiter Emerging Market Debt Fund's income and capital gains will be reinvested in accordance with the investment objectives and investment policies of the Jupiter Emerging Market Debt Fund.

### **Risk Factors**

The attention of investors is drawn to the sections of the Prospectus headed "**Financial Derivative Instruments**" and "**Risk Factors**".

### **Risks Associated with China Interbank Bond Market and Bond Connect**

Market volatility and potential lack of liquidity due to low trading volume of certain debt securities in the CIBM may result in prices of certain debt securities traded on such market fluctuating significantly. A Fund investing in the CIBM is therefore subject to liquidity and volatility risks. The bid and offer spreads of the prices of such debt securities may be large, and a Fund may therefore incur significant trading and realisation costs and may even suffer losses when selling such debt securities.

To the extent that a Fund transacts in the CIBM, the Fund may also be exposed to risks associated with settlement procedures and default of counterparties. The counterparty which has entered into a transaction with a Fund may default in its obligation to settle the transaction by delivery of the relevant security or by payment for value.

For investments via Bond Connect, the relevant filings, registration with the People's Bank of China and account opening have to be carried out via an onshore settlement agent, offshore custody agent, registration agent or other third parties (as the case may be). As such, a Fund is subject to the risks of default or errors on the part of such third parties.

Trading through Bond Connect is performed through newly developed trading platforms and operational systems.

There is no assurance that such systems will function properly or will continue to be adapted to changes and developments in the market. In the event that the relevant systems fail to function properly, trading through Bond Connect may be disrupted. A Fund's ability to trade through Bond Connect (and hence to pursue its investment strategy) may therefore be adversely affected. In addition, where a Fund invests in the CIBM through Bond Connect, it may be subject to risks of delays inherent in the order placing and/or settlement systems.

Investing in the CIBM is also subject to regulatory risks. The relevant rules and regulations on investment in the CIBM are subject to change which may have potential retrospective effect. In the event that the relevant mainland Chinese authorities suspend account opening or trading on the CIBM, a Fund's ability to invest in the CIBM will be limited and, after exhausting other trading alternatives, a Fund may suffer substantial losses as a result. Reforms or changes in macro-economic policies, such as the monetary and tax policies might affect interest rates. Consequently, the price and the yield of the bonds held in a Fund could also be affected.

### *Clearing and Settlement Risk*

CMU and CCDC have established the clearing links and each has become a participant of the other to facilitate clearing and settlement of cross-boundary trades. For cross-boundary trades initiated in a market, the clearinghouse of that market will on one hand clear and settle with its own clearing participants, and on the other hand undertake to fulfil the clearing and settlement obligations of its clearing participants with the counterparty clearing house.

As the national central counterparty of the PRC's securities market, CCDC operates a comprehensive network of clearing, settlement and bond holding infrastructure. CCDC has established a risk management framework and measures that are approved and supervised by the People's Bank of China ("PBOC"). The chances of CCDC default are considered to be remote. In the remote event of a CCDC default, CMUs liabilities in Bond Connect bonds under its market contracts with clearing participants will be limited to assisting clearing participants in pursuing their claims against CCDC. CMU should in good faith, seek recovery of the outstanding bonds and monies from CCDC through available legal channels or through CCDC's liquidation. In that event, the Fund may suffer delay in the recovery process or may not fully recover its losses from CCDC.

### *Regulatory Risk*

Bond Connect is a novel concept. The current regulations are untested and there is no certainty as to how they will be applied. In addition, the current regulations are subject to change which may have potential retrospective effects and there can be no assurance that Bond Connect will not be abolished. New regulations may be issued from time to time by the regulators in the PRC and Hong Kong in connection with operations, legal enforcement and cross border trades under Bond Connect. The Funds of the Company may be adversely affected as a result of such changes.

Reforms or changes in macro-economic policies, such as the monetary and tax policies might affect interest rates.

Consequently, the price and the yield of the bonds held in a Fund could also be affected.

### *Conversion Risk*

A Fund, whose base currency is not RMB, may also be exposed to currency risk due to the need for the conversion into RMB for investments in CIBM bonds via Bond Connect. During any such conversion, the Funds of the Company may also incur currency conversion costs. The currency exchange rate may be subject to fluctuation and where RMB has depreciated, the Funds of the Company may incur a loss when it converts the sale proceeds of CIBM bonds into its base currency.

### **Material Contracts**

The following contract has been entered into and is, or may be, material in respect of the Jupiter Emerging Market Debt Fund:-

The Management and Distribution Agreement dated 31 October 2019 between the Company, the Manager and the Investment Manager.



---

## Jupiter Asset Management Series plc

---

An umbrella type open-ended investment company with variable capital and segregated liability between sub-funds and incorporated with limited liability under the laws of Ireland with registered number 271517, authorised by the Central Bank on 10 October 1997 as a UCITS, pursuant to the UCITS Regulations.

This Supplement contains information relating specifically to the Jupiter Emerging Market Debt Income Fund, a sub-fund of Jupiter Asset Management Series plc (the "**Company**"), an open-ended umbrella fund with segregated liability between sub-funds.

**This Supplement forms part of and should be read in the context of and in conjunction with the Prospectus for the Company dated 30 November 2022 (the "Prospectus") which immediately precedes this Supplement and is incorporated herein.**

### Jupiter Emerging Market Debt Income Fund

30 November 2022

*Capitalised terms used herein shall have the meanings attributed to them in the Prospectus.*

The Directors of the Company whose names appear in the Prospectus under the heading "**Management and Administration**" accept responsibility for the information contained in this Supplement and the Prospectus. To the best of the knowledge and belief of the Directors (who have taken all reasonable care to ensure that such is the case) the information contained in this Supplement and in the Prospectus is in accordance with the facts and does not omit anything likely to affect the import of such information. The Directors accept responsibility accordingly.

**An investment in the Jupiter Emerging Market Debt Income Fund should not constitute a substantial proportion of an investor's investment portfolio and may not be appropriate for all investors.**

**Investment in the Jupiter Emerging Market Debt Income Fund is not in the nature of a deposit in a bank account and is not protected by any government, government agency or other guarantee scheme which may be available to protect the holder of a bank deposit account.**

**Shareholders of the Jupiter Emerging Market Debt Income Fund should note that all or a part of fees and expenses will be charged to the capital at a Fund or Share Class level. This will have the effect of lowering the capital value of your investment.**

**For Fixed Distribution Share Classes, Shareholders should note that distributions may be declared out of the capital of the Jupiter Emerging Market Debt Income Fund. Therefore, there is a greater risk that capital may be eroded and distribution will be achieved by foregoing the potential for future capital growth of your investment. This cycle may continue until all capital is depleted. Distributions out of capital may have different tax consequences to distributions of income and it is recommended that you seek appropriate advice in this regard.**

## Investment Objective and Policies

The objective of the Jupiter Emerging Market Debt Income Fund is to seek to achieve total return through investment in a well-diversified portfolio of fixed and variable rate debt securities issued in the Emerging Markets worldwide.

At least two thirds of the Net Asset Value of the Jupiter Emerging Market Debt Income Fund shall be invested in debt securities issued or guaranteed by any government, state, local authority or other political sub-division of government (including any agency or instrumentality thereof), securities issued by supranational bodies and securities issued by corporate entities in the Emerging Markets of Asia, Africa, the Middle East, Latin America and the developing countries of Europe. Subject to investment restriction 2.1 and 2.12 respectively of Schedule III in the Prospectus, these securities will be listed, traded or dealt in on a Regulated Market in these countries and that such securities shall be issued from at least 6 different issues, with securities from any one issue not exceeding 30% of net assets. The Jupiter Emerging Market Debt Income Fund may invest up to 20% of its Net Asset Value in the China Interbank Bond Market including via Bond Connect, as further set out in the sub-section headed **"Bond Connect"** below.

The debt securities may include convertible and non-convertible debt securities, fixed and floating rate bonds, inflation-linked bonds and index-linked bonds issued both by governments and corporations, zero coupon and discount bonds, debentures, mortgage-backed and asset-backed securities, certificates of deposit, bankers' acceptances, commercial paper and treasury bills issued by issuers in these countries.

Up to 100 per cent. of the Jupiter Emerging Market Debt Income Fund may be invested in securities which are rated below Investment Grade. The Jupiter Emerging Market Debt Income Fund may invest up to 10 per cent. of its Net Asset Value in open-ended collective investment schemes whose objective is to invest in any of the foregoing. Investment in collective investment schemes shall include both UCITS and alternative investment funds. In particular, any investment in open-ended alternative investment funds will be subject to Regulation 114(6) of the Central Bank (Supervision and Enforcement) Act 2013 (Section 48(1)) (Undertakings for Collective Investment in Transferable Securities) Regulations 2019 (the "Central Bank UCITS Regulations").

Up to 20% of the Net Asset Value of the Jupiter Emerging Market Debt Income Fund may be invested in securities traded on domestic Russian markets and any such investment will only be made in securities that are listed/traded on the Moscow exchange.

The Jupiter Emerging Market Debt Income Fund will be denominated in USD and in addition to holding debt securities denominated in USD may hold debt securities denominated in the currencies of the issuers in the various Emerging Markets. Consequently the Net Asset Value may rise and fall as a result of exchange rate fluctuations. . The Investment Manager may enter into foreign exchange transactions to hedge against exchange risk, to increase exposure to a currency or to shift exposure to currency fluctuations from one currency to another. Suitable hedging transactions may not be available in all circumstances and there can be no assurance that the Jupiter Emerging Market Debt Income Fund will engage in such transactions at any given time. Such transactions may not be successful and may eliminate any chance for the Jupiter Emerging Market Debt Income Fund to benefit from favourable fluctuations in relevant foreign currencies.

The Jupiter Emerging Market Debt Income Fund may employ the following investment techniques and instruments which may be exchange-traded or over-the-counter derivatives: futures (such as currency future contracts), options, options on futures, currency forwards, convertible securities, hybrid securities, structured notes including credit-linked notes, credit default swaps and swap agreements (which may include interest rate swaps, currency swaps, cross currency interest rate swaps and total return swaps). Such derivative instruments may be used for (i) hedging purposes, (ii) efficient portfolio management, and/or (iii) investment purposes to implement active interest rate, currency or credit exposure positions (which may not be correlated with the underlying securities held by the Jupiter Emerging Market Debt Income Fund, subject to the conditions and within the limits from time to time laid down by the Central Bank.

Where the Jupiter Emerging Market Debt Income Fund enters into total return swaps (or invests in other financial derivative instruments with the same characteristics) it will only do so on behalf of the Jupiter Emerging Market Debt Income Fund with counterparties which shall be entities which satisfy the OTC counterparty criteria set down by the Central Bank in the UCITS Notices and shall specialise in such transactions. Subject to compliance with those conditions, the Investment Manager has full discretion as to the appointment of counterparties when entering into total return swap in furtherance of its investment objective and policies. The failure of a counterparty to a swap transaction may have a negative impact on the return for shareholders. The Investment Manager would seek to minimise counterparty performance risk by only selecting counterparties with a good credit rating and by monitoring any changes in those counterparties' ratings. The counterparty to any total return swap entered into by the Jupiter Emerging Market Debt Income Fund would not assume any discretion over the composition or management of the investment portfolio of the Jupiter Emerging Market Debt Income Fund or of the underlying of the total return swap and would meet the criteria set out in the Prospectus.

The use of derivatives (whether for hedging or investment purposes) will give rise to an additional leveraged exposure. The level of leverage for the Jupiter Emerging Market Debt Income Fund is expected to range from 0% to 150% of Net Asset Value rising to a maximum expected level of 400%. The Jupiter Emerging Market Debt Income Fund's leverage may increase to such higher levels (though not exceed the aforementioned maximum), for example, at times when the Investment Manager deems it most appropriate to use derivative instruments to alter the Jupiter Emerging Market Debt Income Fund's interest rate, currency or credit exposure. The leverage figure is calculated using the sum of the notionals of the derivatives used as is required by the Central Bank and as such does not take into account any netting and hedging arrangements that the Jupiter Emerging Market Debt Income Fund has in place at any time.

The market risk associated with the use of derivatives will be covered and will be risk managed using the Value at Risk ("VaR") methodology in accordance with the Central Bank's requirements. VaR is a statistical methodology that predicts, using historical data, the likely maximum daily loss that the fund could lose calculated to a one-tailed 99% confidence level. However there is a 1% statistical chance that the daily VaR number may be exceeded. The VaR approach uses a historical observation period and thus the VaR result may be biased if abnormal market conditions are not prevalent or are omitted from the historical observation period. Accordingly, investors could suffer significant losses in abnormal market conditions. The Investment Manager will attempt to minimize such risks by conducting regular back testing and stress testing of the VaR model in accordance with Central Bank requirements.

The Jupiter Emerging Market Debt Income Fund may use derivatives to acquire synthetic long and synthetic short positions over a variety of time periods (depending on current market conditions and the Investment Manager's view relative to those conditions) in accordance with the requirements of the Central Bank. The expected range for the long and short positions the Jupiter Emerging Market Debt Income Fund may take is between 0% to 200% short exposures in combination with 0% to 200% long exposures. This range for derivatives use is not a limit and the exposures can exceed the range in certain circumstances. However, this will remain within the constraints under the VaR approach set out above. For fixed income funds, derivatives are integral to the management of an active portfolio. A high level of derivative usage, either long or short, does not necessarily mean a high level of risk. Derivative exposures may be hedges or offsets used in an unleveraged sense to control the portfolio.

The Jupiter Emerging Market Debt Income Fund intends to use the Relative VaR model. Accordingly, the VaR of the Jupiter Emerging Market Debt Income Fund's portfolio will not exceed twice the VaR on a comparable benchmark portfolio or reference portfolio (i.e. a similar portfolio with no derivatives) which will reflect the Jupiter Emerging Market Debt Income Fund's intended investment style. The benchmark portfolio will be a composite made up of 65% J.P. Morgan Corporate Emerging Markets Bond Index (CEMBI) Broad Diversified and 35% J.P. Morgan Emerging Market Bond Index (EMBI) Global Diversified (the "Composite Benchmark"). The J.P. Morgan Corporate Emerging Markets Bond Index (CEMBI) Broad Diversified is a global Emerging Markets index and consists of USD denominated bonds issued by Emerging Market corporate entities. The J.P. Morgan Emerging Market Bond Index (EMBI) Global Diversified Index is a, global Emerging Markets index, and consists of, USD denominated bonds issued by Emerging Market governments. Further details on these indices are publicly available or available from the Investment Manager upon request. The holding period shall be 20 days. The

historical observation period shall not be less than one year. The measurement and monitoring of all exposures relating to the use of derivative instruments will be performed on at least a daily basis.

### **Investment Approach**

The Jupiter Emerging Market Debt Income Fund is actively managed, which means the Investment Manager has freedom to select the investments in order to seek to achieve the investment objective of the Jupiter Emerging Market Debt Income Fund. In seeking to achieve its investment objective, the Jupiter Emerging Market Debt Income Fund will aim to deliver a return, net of fees, greater than that of the Composite Benchmark over rolling 3 year periods.

The Composite Benchmark represents the performance of USD denominated corporate and government debt issued in Emerging Markets.

For the Jupiter Emerging Market Debt Income Fund, stock selection is based on a combination of top-down and bottom up analysis. The top-down process involves analysing the global macro-economic outlook and selecting the countries and sectors the Investment Manager assesses as likely to offer attractive risk-adjusted returns. This analysis considers the outlook for inflation, interest rates, economic growth and geo political issues.

The bottom-up analysis focuses on assessing an individual debt security's default risk and value relative to similar securities in the market. In order to support this analysis, the Investment Manager will evaluate information such as country- or company-specific data, including GDP, interest rates, inflation rates, credit ratings, revenue and profitability, and external broker research.

The Composite Benchmark is a broad representation of the Jupiter Emerging Market Debt Income Fund's investment universe. Although a large proportion of the Jupiter Emerging Market Debt Income Fund's investments may be components of the Composite Benchmark, the Investment Manager does not seek to replicate the performance of the Composite Benchmark; it is seeking to deliver a return, net of fees, greater than the Composite Benchmark. In particular, the Jupiter Emerging Market Debt Income Fund may invest in securities which are not included in the Composite Benchmark and the security selection and portfolio construction process, as set out above, mean that the number of holdings and weightings of the issues, issuers, industries, sectors and countries of the holdings of the Jupiter Emerging Market Debt Income Fund may diverge materially from the Composite Benchmark. Therefore, the risk and return profile of the Jupiter Emerging Market Debt Income Fund will likely be significantly different to that of the Composite Benchmark.

### **Sustainability Approach**

Material sustainability risks are integrated into the investment decision making process and risk management process. The active ownership approach considers material ESG factors (such as environmental, or social considerations) and principal adverse impacts on sustainability factors, which strengthen the assessment of the risks and opportunities that drive long-term value. These measures are believed to enhance investment decision making leading to better client outcomes.

These risks are considered through the investment process and form part of the ongoing monitoring of portfolio companies. The Investment Manager will utilise a combination of any of the following to meet these goals:

- i) Primary research;
- ii) Third party ESG risk data (including climate analysis and principal adverse impact data);
- iii) Proxy voting research;
- iv) Direct and collaborative engagement with companies and other investors / industry bodies; and
- v) Commitment to responsible investment codes.

There are no sustainability risk-related limits or ESG investment restrictions applicable to the Jupiter Emerging Market Debt Income Fund, save for such restrictions as may arise in line with regulatory requirements. Low ranking or negative third-party scores from third party ESG providers will not

automatically prohibit investment. The Investment Manager retains discretion to divest from or engage with a portfolio company when considering adverse sustainability risks or events. The above activities are conducted by the Investment Manager because it is responsible for the integration of sustainability risks within the investment decision-making process. In the Investment Manager's view, the integration of material sustainability risks in the investment process informs investment decisions and contributes to stronger risk adjusted returns over the long-term. The assessment of the likely impact of sustainability risks on returns involves both quantitative and qualitative judgments. The outcomes in accordance with Jupiter's Responsible Investment Policy can be realised in the short term or achieved over multiple periods. Impacts may also be influenced by market conditions.

#### *Status under the Taxonomy Regulation*

Further to the Taxonomy Regulation, the investments underlying the Jupiter Emerging Market Debt Income Fund do not take into account the EU criteria for environmentally sustainable economic activities.

Please refer to the sections headed "Environmental, Social and Governance ("ESG") Investment Risk", "Sustainability Risk" and "The Sustainable Finance Disclosure Regulation" for further information.

#### **Bond Connect**

Bond Connect is a mutual bond market access scheme between Mainland China and Hong Kong established by China Foreign Exchange Trade System & National Interbank Funding Centre ("CFETS"), China Central Depository & Clearing Co., Ltd ("CCDC"), Shanghai Clearing House, and Hong Kong Exchanges and Clearing Limited and Central Money markets Unit. This scheme allows foreign investors (including a Fund) to invest in the China interbank bond market ("CIBM") through connection between the related Mainland and Hong Kong financial infrastructure institutions. Bond Connect aims to enhance the efficiency and flexibility of investing in the CIBM. This is accomplished by easing the access requirements to enter the market, the use of the Hong Kong trading infrastructure to connect to CFETS, removal of the investment quota and bond settlement agent, all which are required to invest in the CIBM directly.

#### **Asset Segregation**

Under Bond Connect, assets are distinctly segregated into three levels across the onshore and offshore central depositories ("CSD"). It is mandatory for investors using Bond Connect to hold their bonds in a segregated account at the offshore depository in the name of the end investor. Bond purchased through Bond Connect will be held onshore with the CCDC/SCH in a nominee structure in the name of the CMU. Investors will be the beneficial owners of the bonds via a segregated account structure in the CMU in Hong Kong.

#### **Trading Link**

Participants to Bond Connect register with trading platforms including Tradeweb and Bloomberg, the Bond Connect offshore electronic trading platforms which link directly into CFETS. These platforms will allow trading with designated onshore Bond Connect market makers using the Request for Quotation ("RFQ") protocol. The designated bond connect market makers provide tradable prices through CFETS. The quote will include the full amount with the clean price, yield to maturity and effective period for the response. The market makers can decline to respond to the RFQ and can decline, amend or withdraw the quote as long as it hasn't been accepted by the potential buyer. Upon acceptance of the quote by the potential buyer, all other quotes automatically become invalid. CFETS will then generate a trade confirmation on which the market maker, buyers, CFETS and depository will use to process the settlement.

#### **Transaction Flow for Settlement Process and Link**

Settlement is effected via the settlement link between the CMU in Hong Kong and CCDC in the PRC. For delivery versus payment transactions:

- Settlement instruction must be matched and affirmed in the CCDC system by 10:00 Hong Kong time. Securities are earmarked for the transaction and blocked by the CCDC system.
- Mainland China trading counterparty (the buyer) pays the settlement cash proceeds to CMU by 13:00 Hong Kong time.
- After 17:00 Hong Kong time upon confirmation from CMU that funds have been received, CCDC will deliver the securities to the mainland China bond dealers. This triggers CMU to transfer the settlement cash proceeds to the sub-custodians for further credit to Global Custodian's account.

### **Profile of a Typical Investor**

A typical investor has a long term investment horizon and is prepared to accept a moderate to high level of volatility. This is not a guide to the future volatility of the Jupiter Emerging Market Debt Income Fund and may move over time. Investors may also refer to the KIID for the most up-to-date SRRI measurement of volatility.

### **Investment Manager**

The Investment Manager of the Jupiter Emerging Market Debt Income Fund is Jupiter Investment Management Limited.

### **Base Currency**

The Base Currency is USD for the Jupiter Emerging Market Debt Income Fund.

### **Business Day**

In respect of the Jupiter Emerging Market Debt Income Fund, means a day (excluding Saturdays, Sundays and public holidays) on which retail banks are open for business in Dublin and London.

### **Dealing Day**

Means in respect of the Jupiter Emerging Market Debt Income Fund every Business Day or such other days as the Directors may determine and provided that there shall be at least one Dealing Day each fortnight.

### **Classes of Shares**

The Classes of Shares in the Jupiter Emerging Market Debt Income Fund are distinguished principally on the basis of the initial charge, the redemption charge, the contingent deferred sales charge and the management and distribution fees applicable to them.

Class B, C, C2, L and N Shares are offered primarily as an investment to Retail Investors. Investors wishing to purchase Class B, C, C2, L and N Shares should do so via their financial intermediary.

Commencing from the Effective Date (as defined below), Class B Shares and Class C2 Shares, whether purchased before or after the Effective Date, will automatically convert into Shares in the corresponding Class L Shares upon the expiry of 4 years (Class B Shares), or 2 years (Class C2 Shares) from the date of the initial subscription into the relevant Class B Shares or Class C2 Shares. The Effective Date for these purposes shall be 31 March, 2017 or such later date as is required in order to implement the relevant enhancements necessary to process the automatic conversion.

Class I Shares may be offered in certain limited circumstances to Institutional Investors or distributors and platforms who have separate fee arrangements with their clients, and who in the Investment Manager's reasonable opinion are able to subscribe an amount in excess of the investment minimum as set out below. With regard to MiFID distributors, Class I Shares will be available to those providing portfolio management or independent investment advice as defined by the MiFID II Directive and those providing non independent advice who have a separate fee arrangement with their clients under which they have agreed not to receive and retain inducements.

Class U1 Shares are only available to investors who in the Manager or Investment Manager's reasonable opinion are able to subscribe an amount in excess of the investment minimum as set out below and who have agreed specific terms of business with the Manager or Investment Manager. With regard to MiFID distributors, Class U1 Shares will be available to those providing portfolio management or independent investment advice as defined by the MiFID II Directive and those providing non independent advice who have a separate fee arrangement with their clients under which they have agreed not to receive and retain inducements.

Class U2 Shares are offered only as an investment through designated financial intermediaries who have agreed specific terms of business with the Investment Manager. With regard to MiFID distributors, Class U2 Shares will be available to those providing portfolio management or independent investment advice as defined by the MiFID II Directive and those providing non independent advice who have a separate fee arrangement with their clients under which they have agreed not to receive and retain inducements.

### Initial Offer Period and Subscription Price

The Initial Offer Period for any Class of Shares in the Jupiter Emerging Market Debt Income Fund which is available but not yet launched will close on 29 May 2023. The initial offer period in respect of any new class of Shares may be shortened or extended by the Directors. The Central Bank will be notified in advance of any extension if subscriptions for Shares have been received and otherwise on an annual basis.

The initial subscription price of each Class of Shares during the Initial Offer Period shall be, depending on the denomination of the Share Class, EUR 10.00, GBP 10.00, SGD 10.00, USD 10.00, AUD 10.000, RMB 10.00, ZAR 10.00.

### Fees and Expenses

#### Management Fee, Initial Charge, Redemption Fee, Distribution Fee and Minimum Investment and Holding Amounts

The amount of the fees for each of the various Classes of Shares of the Jupiter Emerging Market Debt Income Fund is set out below and is expressed as a percentage per annum of the Net Asset Value of each Class of Share in the Jupiter Emerging Market Debt Income Fund.

| Class                        | Currency | Minimum Initial Investment | Minimum Subsequent Investment | Minimum Holding Requirement | Initial Charge | Management Fee | Redemption Fee | Distribution Fee |
|------------------------------|----------|----------------------------|-------------------------------|-----------------------------|----------------|----------------|----------------|------------------|
| <b>L (USD) Accumulation</b>  | USD      | USD 500                    | USD 250                       | USD 500                     | Up to 5.00%    | 1.50%          | Nil            | Nil              |
| <b>L (USD) Income</b>        | USD      | USD 500                    | USD 250                       | USD 500                     | Up to 5.00%    | 1.50%          | Nil            | Nil              |
| <b>L (USD) Income (F)</b>    | USD      | USD 500                    | USD 250                       | USD 500                     | Up to 5.00%    | 1.50%          | Nil            | Nil              |
| <b>L (EUR) Accumulation</b>  | EUR      | EUR 500                    | EUR 250                       | EUR500                      | Up to 5.00%    | 1.50%          | Nil            | Nil              |
| <b>L (GBP) Income</b>        | GBP      | GBP500                     | GBP 250                       | GBP 500                     | Up to 5.00%    | 1.50%          | Nil            | Nil              |
| <b>L (SGD) Hedged Income</b> | SGD      | SGD 500                    | SGD 250                       | SGD 500                     | Up to 5.00%    | 1.50%          | Nil            | Nil              |

|  |     |           |         |         |             |       |     |                |
|--|-----|-----------|---------|---------|-------------|-------|-----|----------------|
| <b>L (AUD)<br/>Hedged<br/>Income<br/>(F)</b> | AUD | AUD 500   | AUD 250 | AUD 500 | Up to 5.00% | 1.50% | Nil | Nil            |
| <b>L (RMB)<br/>Hedged<br/>Income</b>         | RMB | RMB 500   | RMB 250 | RMB 500 | Up to 5.00% | 1.50% | Nil | Nil            |
| <b>L (ZAR)<br/>Hedged<br/>Income<br/>(F)</b> | ZAR | ZAR 500   | ZAR 250 | ZAR 500 | Up to 5.00% | 1.50% | Nil | Nil            |
| <b>B (USD)<br/>Accumul<br/>ation</b>         | USD | USD 1,000 | USD 500 | USD 500 | Nil         | 1.50% | Nil | Up to 1%       |
| <b>B (USD)<br/>Income</b>                    | USD | USD 1,000 | USD 500 | USD 500 | Nil         | 1.50% | Nil | Up to 1%       |
| <b>B (AUD)<br/>Hedged<br/>Income</b>         | AUD | AUD 1,000 | AUD 500 | AUD 500 | Nil         | 1.50% | Nil | Up to 1%       |
| <b>B (AUD)<br/>Hedged<br/>Income<br/>(F)</b> | AUD | AUD 1,000 | AUD 500 | AUD 500 | Nil         | 1.50% | Nil | Up to 1%       |
| <b>B (RMB)<br/>Hedged<br/>Income</b>         | RMB | RMB 1,000 | RMB 500 | RMB 500 | Nil         | 1.50% | Nil | Up to 1%       |
| <b>B (ZAR)<br/>Hedged<br/>Income</b>         | ZAR | ZAR 1,000 | ZAR 500 | ZAR 500 | Nil         | 1.50% | Nil | Up to 1%       |
| <b>B (ZAR)<br/>Hedged<br/>Income<br/>(F)</b> | ZAR | ZAR 1,000 | ZAR 500 | ZAR 500 | Nil         | 1.50% | Nil | Up to 1%       |
| <b>C (USD)<br/>Accumul<br/>ation</b>         | USD | USD 1,000 | USD 500 | USD 500 | Up to 1.00% | 1.50% | Nil | Up to<br>1.50% |
| <b>C (USD)<br/>Income</b>                    | USD | USD 1,000 | USD 500 | USD 500 | Up to 1.00% | 1.50% | Nil | Up to<br>1.50% |
| <b>C (AUD)<br/>Hedged<br/>Income</b>         | AUD | AUD 1,000 | AUD 500 | AUD 500 | Up to 1.00% | 1.50% | Nil | Up to<br>1.50% |
| <b>C (RMB)<br/>Hedged<br/>Income</b>         | RMB | RMB 1,000 | RMB 500 | RMB 500 | Up to 1.00% | 1.50% | Nil | Up to<br>1.50% |
| <b>C2 (USD)<br/>Income<br/>(F)</b>           | USD | USD 1,000 | USD 500 | USD 500 | Up to 0.50% | 1.50% | Nil | Up to 1%       |



|                                     |     |                |               |                |             |        |     |             |
|-------------------------------------|-----|----------------|---------------|----------------|-------------|--------|-----|-------------|
| <b>C2 (AUD) Hedged Income (F)</b>   | AUD | AUD 1,000      | AUD 500       | AUD 500        | Up to 0.50% | 1.50%  | Nil | Up to 1%    |
| <b>C2 (ZAR) Hedged Income (F)</b>   | ZAR | ZAR 1,000      | ZAR 500       | ZAR 500        | Up to 0.50% | 1.50%  | Nil | Up to 1%    |
| <b>C (ZAR) Hedged Income</b>        | ZAR | ZAR 1,000      | ZAR 500       | ZAR 500        | Up to 1.00% | 1.50%  | Nil | Up to 1.50% |
| <b>I (USD) Accumulation</b>         | USD | USD 1,000,000  | USD 100,000   | USD 1,000,000  | Nil         | 0.75%  | Nil | Nil         |
| <b>I (EUR) Hedged Accumulation</b>  | EUR | EUR 1,000,000  | EUR 1,000,000 | EUR 1,000,000  | Nil         | 0.75%  | Nil | Nil         |
| <b>I (EUR) Accumulation</b>         | EUR | EUR 1,000,000  | EUR 100,000   | EUR 1,000,000  | Nil         | 0.75%  | Nil | Nil         |
| <b>N (USD) Income</b>               | USD | USD 1,000      | USD 500       | USD 500        | Up to 3%    | 1.50%  | Nil | Up to 1%    |
| <b>N (USD) Accumulation</b>         | USD | USD 1,000      | USD 500       | USD 500        | Up to 3%    | 1.50%  | Nil | Up to 1%    |
| <b>I (GBP) Income</b>               | GBP | GBP 1,000,000  | GBP 100,000   | GBP 1,000,000  | Nil         | 0.75%  | Nil | Nil         |
| <b>I (GBP) Accumulation</b>         | GBP | GBP 1,000,000  | GBP 100,000   | GBP 1,000,000  | Nil         | 0.75%  | Nil | Nil         |
| <b>U1 (GBP) Accumulation</b>        | GBP | GBP 25,000,000 | GBP 2,500,000 | GBP 25,000,000 | Nil         | 0.675% | Nil | Nil         |
| <b>U1 (EUR) Hedged Accumulation</b> | EUR | EUR 25,000,000 | EUR 2,500,000 | EUR 25,000,000 | Nil         | 0.675% | Nil | Nil         |
| <b>U1 (EUR) Hedged Income</b>       | EUR | EUR 25,000,000 | EUR 2,500,000 | EUR 25,000,000 | Nil         | 0.675% | Nil | Nil         |
| <b>U1 (GBP) Income</b>              | GBP | GBP 25,000,000 | GBP 2,500,000 | GBP 25,000,000 | Nil         | 0.675% | Nil | Nil         |
| <b>U2 (GBP) Accumulation</b>        | GBP | GBP 50,000,000 | GBP 5,000,000 | GBP 50,000,000 | Nil         | 0.60%  | Nil | Nil         |

|                                |     |                   |                  |                   |     |       |     |     |
|--------------------------------|-----|-------------------|------------------|-------------------|-----|-------|-----|-----|
| <b>U2<br/>(GBP)<br/>Income</b> | GBP | GBP<br>50,000,000 | GBP<br>5,000,000 | GBP<br>50,000,000 | Nil | 0.60% | Nil | Nil |
|--------------------------------|-----|-------------------|------------------|-------------------|-----|-------|-----|-----|

Shareholders of the Jupiter Emerging Market Debt Income Fund should note that all or a portion of Fees and Expenses in respect of Jupiter Emerging Market Debt Income Fund may be charged to capital at a Fund or Share Class level. As a result capital may be eroded and income may be achieved by foregoing the potential for future capital growth. Thus, on redemptions of holdings Shareholders of the Jupiter Emerging Market Debt Income Fund income share classes may not receive back the full amount invested due to capital reduction. It is recommended that Shareholders of the Jupiter Emerging Market Debt Income Fund seek advice in this regard. The rationale for providing for the payment of fees and expenses out of capital is to increase the level of income distributed for income class shareholders.

### Contingent Deferred Sales Charge

A contingent deferred sales charge may be payable on the repurchase of the Class B, Class C and Class C2 Shares of the Jupiter Emerging Market Debt Income Fund. The amount of the contingent deferred sales charge payable will depend on the length of time between the date the Shares were purchased and their repurchase at the rates set out below.

| Years since purchase | Contingent deferred sales charge as a percentage of the subscription price paid | Contingent deferred sales charge as a percentage of the subscription price paid | Contingent deferred sales charge as a percentage of the subscription price paid |
|----------------------|---|---|---|
|                      | Class B Shares  | Class C Shares  | Class C2 Shares   |
| 0 - 1                | 4.00%   | 1.00%   | 2.00%   |
| 1 - 2                | 3.00%   | Nil   | 1.00%   |
| 2 - 3                | 2.00%   | Nil   | Nil   |
| 3 - 4                | 1.00%   | Nil   | Nil   |
| 4 and thereafter     | None  | Nil   | Nil   |

Any contingent deferred sales charge will be payable to the Manager. The Manager may pay some or all of any contingent deferred sales charge to its delegates as reimbursement for the expense of distribution, intermediary and/or other services rendered to the Manager, the Company and the Jupiter Emerging Market Debt Income Fund. No contingent deferred sales charge shall be payable on Shares issued arising as a result of the reinvestment of dividends. No contingent deferred sales charge shall be payable on any increase on the Net Asset Value per Share above the subscription price paid for the Share and no contingent deferred sales charge shall be payable on transfers or conversions of Shares. For the purposes of determining whether a contingent deferred sales charge is payable any Shares redeemed shall be deemed to be those first subscribed.

A detailed summary of each of the fees and expenses of the Jupiter Emerging Market Debt Income Fund and the Company is set out in the section of the Prospectus headed “**Fees and Expenses**”.

For further details on the subscription, repurchase, transfer or conversion of Shares in the Jupiter Emerging Market Debt Income Fund please refer to the section of the Prospectus headed “**Subscriptions, Repurchases and Dealings in Shares**”.

### Distribution Policy

The Directors intend to declare a dividend in respect of the Classes of Shares of the Jupiter Emerging Market Debt Income Fund set out in the table below (the “**Distributing Share Classes**”).

The Directors intend to declare dividends in accordance with the distribution frequency set out in the table below. Dividends that are declared yearly will be declared on 31 December; dividends that are declared half-yearly will be declared on 30 June and 31 December; dividends that are declared quarterly will be declared on 31 March, 30 June, 30 September and 31 December; and dividends that are declared monthly will be declared on the last Business Day of each month.

| <b>CLASS</b>                     | <b>Distribution Frequency</b> |
|----------------------------------|-------------------------------|
| Class L (USD) Income             | Monthly                       |
| Class L (USD) Income (F)         | Monthly                       |
| Class L (SGD) Hedged Income      | Monthly                       |
| Class L (AUD) Hedged Income (F)  | Monthly                       |
| Class L (RMB) Hedged Income      | Monthly                       |
| Class L (ZAR) Hedged Income (F)  | Monthly                       |
| Class L (GBP) Income             | Quarterly                     |
| Class B (USD) Income             | Monthly                       |
| Class B (AUD) Hedged Income      | Monthly                       |
| Class B (AUD) Hedged Income (F)  | Monthly                       |
| Class B (RMB) Hedged Income      | Monthly                       |
| Class B (ZAR) Hedged Income      | Monthly                       |
| Class B (ZAR) Hedged Income (F)  | Monthly                       |
| Class C (USD) Income             | Monthly                       |
| Class C (AUD) Hedged Income      | Monthly                       |
| Class C (RMB) Hedged Income      | Monthly                       |
| Class C (ZAR) Hedged Income      | Monthly                       |
| Class C2 (USD) Income (F)        | Monthly                       |
| Class C2 (AUD) Hedged Income (F) | Monthly                       |
| Class C2 (ZAR) Hedged Income (F) | Monthly                       |
| Class N (USD) Income             | Monthly                       |
| Class I (GBP) Income             | Quarterly                     |
| Class U1 (GBP) Income            | Quarterly                     |
| Class U2 (GBP) Income            | Quarterly                     |
| Class U1 (EUR) Hedged Income     | Quarterly                     |

It is the intention of the Directors that dividends will be paid from the Jupiter Emerging Market Debt Income Fund's net income. In addition, the Jupiter Emerging Market Debt Income Fund may also pay dividends out of capital. As the Jupiter Emerging Market Debt Income Fund currently charges fees and expenses to capital, the Jupiter Emerging Market Debt Income Fund's income available for distribution will in practice be a gross rather than net income figure. Gross income shall generally consist of interest, dividends and other investment income less withholding and other taxes or adjustments as applicable. The rationale for providing for the payment of dividends out of capital is to allow the Jupiter Emerging Market Debt Income Fund the ability to provide a stable and consistent level of distribution to investors seeking income oriented investment solutions.

For Share Classes that are not Distributing Share Classes, the Jupiter Emerging Market Debt Income Fund's income and capital gains will be reinvested in accordance with the investment objectives and investment policies of the Jupiter Emerging Market Debt Income Fund.

### **Risk Factors**

The attention of investors is drawn to the sections of the Prospectus headed "**Financial Derivative Instruments**" and "**Risk Factors**".

### **Risks Associated with China Interbank Bond Market and Bond Connect**

Market volatility and potential lack of liquidity due to low trading volume of certain debt securities in the CIBM may result in prices of certain debt securities traded on such market fluctuating significantly. A Fund investing in the CIBM is therefore subject to liquidity and volatility risks. The bid and offer spreads of the prices of such debt securities may be large, and a Fund may therefore incur significant trading and realisation costs and may even suffer losses when selling such debt securities.

To the extent that a Fund transacts in the CIBM, the Fund may also be exposed to risks associated with settlement procedures and default of counterparties. The counterparty which has entered into a

transaction with a Fund may default in its obligation to settle the transaction by delivery of the relevant security or by payment for value.

For investments via Bond Connect, the relevant filings, registration with the People's Bank of China and account opening have to be carried out via an onshore settlement agent, offshore custody agent, registration agent or other third parties (as the case may be). As such, a Fund is subject to the risks of default or errors on the part of such third parties.

Trading through Bond Connect is performed through newly developed trading platforms and operational systems.

There is no assurance that such systems will function properly or will continue to be adapted to changes and developments in the market. In the event that the relevant systems fail to function properly, trading through Bond Connect may be disrupted. A Fund's ability to trade through Bond Connect (and hence to pursue its investment strategy) may therefore be adversely affected. In addition, where a Fund invests in the CIBM through Bond Connect, it may be subject to risks of delays inherent in the order placing and/or settlement systems.

Investing in the CIBM is also subject to regulatory risks. The relevant rules and regulations on investment in the CIBM are subject to change which may have potential retrospective effect. In the event that the relevant mainland Chinese authorities suspend account opening or trading on the CIBM, a Fund's ability to invest in the CIBM will be limited and, after exhausting other trading alternatives, a Fund may suffer substantial losses as a result. Reforms or changes in macro-economic policies, such as the monetary and tax policies might affect interest rates. Consequently, the price and the yield of the bonds held in a Fund could also be affected.

#### *Clearing and Settlement Risk*

CMU and CCDC have established the clearing links and each has become a participant of the other to facilitate clearing and settlement of cross-boundary trades. For cross-boundary trades initiated in a market, the clearinghouse of that market will on one hand clear and settle with its own clearing participants, and on the other hand undertake to fulfil the clearing and settlement obligations of its clearing participants with the counterparty clearing house.

As the national central counterparty of the PRC's securities market, CCDC operates a comprehensive network of clearing, settlement and bond holding infrastructure. CCDC has established a risk management framework and measures that are approved and supervised by the People's Bank of China ("PBOC"). The chances of CCDC default are considered to be remote. In the remote event of a CCDC default, CMUs liabilities in Bond Connect bonds under its market contracts with clearing participants will be limited to assisting clearing participants in pursuing their claims against CCDC. CMU should in good faith, seek recovery of the outstanding bonds and monies from CCDC through available legal channels or through CCDC's liquidation. In that event, the Fund may suffer delay in the recovery process or may not fully recover its losses from CCDC.

#### *Regulatory Risk*

Bond Connect is a novel concept. The current regulations are untested and there is no certainty as to how they will be applied. In addition, the current regulations are subject to change which may have potential retrospective effects and there can be no assurance that Bond Connect will not be abolished. New regulations may be issued from time to time by the regulators in the PRC and Hong Kong in connection with operations, legal enforcement and cross border trades under Bond Connect. The Funds of the Company may be adversely affected as a result of such changes.

Reforms or changes in macro-economic policies, such as the monetary and tax policies might affect interest rates.

Consequently, the price and the yield of the bonds held in a Fund could also be affected.

### *Conversion Risk*

A Fund, whose base currency is not RMB, may also be exposed to currency risk due to the need for the conversion into RMB for investments in CIBM bonds via Bond Connect. During any such conversion, the Funds of the Company may also incur currency conversion costs. The currency exchange rate may be subject to fluctuation and where RMB has depreciated, the Funds of the Company may incur a loss when it converts the sale proceeds of CIBM bonds into its base currency.

### **Material Contracts**

The following contract has been entered into and is, or may be, material in respect of the Jupiter Emerging Market Debt Income Fund:-

The Management and Distribution Agreement dated 31 October 2019 between the Company, the Manager and the Investment Manager.

### **Total Return Swaps**

As set out under Investment Objective and Policies, the Jupiter Emerging Market Debt Income Fund may engage in total return swaps.

The maximum exposure of the Jupiter Emerging Market Debt Income Fund in respect of total return swaps shall be 20% of the Net Asset Value. However, the Investment Manager does not anticipate that the Jupiter Emerging Market Debt Income Fund's exposure to total return swaps will exceed 10% of the Net Asset Value. In any case the most recent semi-annual and annual report of the Jupiter Emerging Market Debt Income Fund will express as an absolute amount and as a percentage of the Jupiter Emerging Market Debt Income Fund's assets the amount of Fund assets subject to total return swaps.

The collateral supporting will be valued daily at mark-to-market prices and daily variation margin used if the value of collateral falls below coverage requirements.

In respect of total return swaps, a counterparty selected will be either an investment firm, authorised in accordance with the EU MiFID Directive (2004/39/EC) or a group company of an entity issued with a bank holding company licence from the Federal Reserve of the United States of America where that group company is subject to bank holding company consolidated supervision by that Federal Reserve or an "Approved Credit Institution". An Approved Credit Institution is:

- (i) a credit institution authorised in the EEA; or
- (ii) a credit institution authorised within a signatory state, other than a Member State of the EEA, to the Basle Capital Convergence Agreement of July 1988 (Switzerland, Canada, Japan, United States); or
- (iii) a credit institution authorised in Jersey, Guernsey, the Isle of Man, Australia or New Zealand.

Counterparties to a total return swap will have a minimum credit rating of A-2 or equivalent or have been deemed by the Company (or the Investment Manager) to have an implied rating of A-2. Alternatively, an unrated counterparty may be acceptable where the Jupiter Emerging Market Debt Income Fund is indemnified or guaranteed against losses suffered as a result of a failure by the counterparty by an entity which has and maintains a rating of A-2 or equivalent.

In respect of total return swaps, collateral received other than cash, will be highly liquid and traded on a regulated market or multilateral trading facility with transparent pricing in order that it can be sold quickly at a price that is close to pre-sale valuation. Collateral received will be issued by an entity that is independent from the counterparty and is not expected to display a high correlation with the performance of the counterparty. Collateral will be sufficiently diversified in terms of country, markets and issuers with a maximum exposure to a given issuer of 20% of the Jupiter Emerging Market Debt Income Fund's Net Asset Value. If the Jupiter Emerging Market Debt Income Fund is exposed to different counterparties, the different baskets of collateral will be aggregated to calculate the 20% limit

of exposure to a single issuer. Furthermore, the Jupiter Emerging Market Debt Income Fund may be fully collateralised in different transferable securities and Money Market Instruments issued or guaranteed by a Member State, one or more of its local authorities, a third country, or a public international body to which one or more Member State belongs, as set out in Schedule III Section 2.12 of the Prospectus. In this instance, the Jupiter Emerging Market Debt Income Fund will receive securities from at least 6 different issuers, but securities from any single issuer will not account for more than 30 per cent of the Jupiter Emerging Market Debt Income Fund's Net Asset Value.

### **Collateral**

In accordance with the requirements of the Central Bank, the Investment Manager employs a collateral management policy in respect of the Jupiter Emerging Market Debt Income Fund in relation to collateral received in respect of OTC financial derivative transactions whether used for investment or for efficient portfolio management purposes. Any collateral and/or assets received by the Company for and on behalf of the Jupiter Emerging Market Debt Income Fund on a title transfer basis shall be held in safekeeping by the Depository. For other types of collateral arrangements, the collateral will be held with a third party custodian which is subject to prudential supervision and which is unrelated to the collateral provider.

Where necessary, the Jupiter Emerging Market Debt Income Fund will accept collateral from its counterparties in order to reduce counterparty risk exposure generated through the use of over the counter derivative instruments and efficient portfolio management techniques. The Jupiter Emerging Market Debt Income Fund may receive cash collateral, high quality government bonds, other government-backed securities of varying maturity and equities to the extent deemed necessary by the Investment Manager in respect of over-the-counter derivative transactions, provided however that such collateral and its re-use must comply with the requirements of the Central Bank and the conditions for the receipt of eligible collateral set out in Schedule II of the Prospectus.

The level of collateral required to be posted may vary by counterparty with which the Jupiter Emerging Market Debt Income Fund trades and shall be in accordance with the requirements of the Central Bank. A documented haircut policy is in place for the Company detailing the policy in respect of each class of assets received and which takes into account the characteristics of the assets and the results of any stress tests conducted as required. The haircut policy applied to posted collateral will be negotiated on a counterparty basis and will vary depending on the class of asset received by the Jupiter Emerging Market Debt Income Fund, taking into account the characteristics of the assets received as collateral such as the credit standing or the price volatility and the outcome of any liquidity stress testing policy. Any re-investment of cash collateral shall be diversified in accordance with the requirements of the Central Bank and the conditions for reinvesting collateral set out in Schedule II of the Prospectus. Re-invested cash collateral exposes the Company to certain risks such as the risk of a failure or default of the issuer of the relevant security in which the cash collateral has been invested.

### **Counterparty Procedures**

The Investment Manager approves the counterparties used for dealing, establishes counterparty credit limits for them and monitors them on an on-going basis.

The Investment Manager selects counterparties on the basis of their ability to supply liquidity and competitive pricing to the Jupiter Emerging Market Debt Income Fund. This is subject to the minimum credit rating requirements and legal status requirements specified in the Regulations and set out in this Supplement in the section headed "Total Return Swaps".

The Investment Manager's counterparty approval process reviews the financial strength, internal controls and general reputation of the counterparty in question, as well as the legal, regulatory and political environment in the relevant markets. Counterparty exposure is monitored and reported to the Investment Manager on a regular basis. Any broker counterparty selected must be appropriately registered and meet operational efficiency requirements of the Investment Manager.

Investors should consult the "Risk Factors" of the Prospectus for information on counterparty risk and credit risk in this regard.

---

## Jupiter Asset Management Series plc

---

An umbrella type open-ended investment company with variable capital and segregated liability between sub-funds and incorporated with limited liability under the laws of Ireland with registered number 271517, authorised by the Central Bank on 10 October 1997 as a UCITS, pursuant to the UCITS Regulations.

This Supplement contains information relating specifically to the Merian Global Dynamic Bond Fund, a sub-fund of Jupiter Asset Management Series plc (the "**Company**"), an open-ended umbrella fund with segregated liability between sub-funds.

**This Supplement forms part of and should be read in the context of and in conjunction with the Prospectus for the Company dated 30 November 2022 (the "Prospectus") which immediately precedes this Supplement and is incorporated herein.**

### Merian Global Dynamic Bond Fund

30 November 2022

*Capitalised terms used herein shall have the meanings attributed to them in the Prospectus.*

The Directors of the Company whose names appear in the Prospectus under the heading "**Management and Administration**" accept responsibility for the information contained in this Supplement and the Prospectus. To the best of the knowledge and belief of the Directors (who have taken all reasonable care to ensure that such is the case) the information contained in this Supplement and in the Prospectus is in accordance with the facts and does not omit anything likely to affect the import of such information. The Directors accept responsibility accordingly.

**Investment in the Merian Global Dynamic Bond Fund is not in the nature of a deposit in a bank account and is not protected by any government, government agency or other guarantee scheme which may be available to protect the holder of a bank deposit account.**

**Shareholders of the Merian Global Dynamic Bond Fund should note that all or a part of fees and expenses will be charged to the capital at a Fund or Share Class level. This will have the effect of lowering the capital value of your investment.**

**For Fixed Distribution Share Classes, shareholders should note that distributions, may be declared out of the capital of the Merian Global Dynamic Bond Fund. Therefore, there is a greater risk that capital may be eroded and distribution will be achieved by foregoing the potential for future capital growth of your investment. This cycle may continue until all capital is depleted. Distributions out of capital may have different tax consequences to distributions of income and it is recommended that you seek appropriate advice in this regard.**

## Investment Objective and Policies

The objective of the Merian Global Dynamic Bond Fund is to seek to maximise total return consistent with preservation of capital and prudent investment management.

The Merian Global Dynamic Bond Fund may invest at least two thirds of its assets in a diversified portfolio of fixed-income securities of varying maturities. The Merian Global Dynamic Bond Fund is a global fund insofar as its investments are not confined or concentrated in any particular geographic region or market, however the Investment Manager intends, under normal circumstances, to employ various hedging techniques in an attempt to limit exposure to currencies other than USD, to no more than one third of the Net Asset Value of the Merian Global Dynamic Bond Fund subject to the conditions and within the limits from time to time laid down by the Central Bank and as described in Schedule II. The Merian Global Dynamic Bond Fund may invest up to 20 per cent. of its assets in fixed-income securities that are rated lower than Baa by Moody's or lower than BBB by Standard & Poor's, but rated at least B by Moody's or Standard & Poor's at the time of purchase (or, if unrated, determined by the Investment Manager to be of comparable quality). The Merian Global Dynamic Bond Fund will not invest more than 10% of its net assets in securities issued by or guaranteed by any single country (including its government, a public or local authority of that country) with a credit rating below investment grade or with no credit rating being assigned by an internationally recognized credit agency (i.e. Standard & Poor's or Moody's). Merian Global Dynamic Bond Fund portfolio holdings will be concentrated in areas of the bond market (based on quality, sector, coupon or maturity) which the Investment Manager believes to be relatively undervalued.

The securities in which the Merian Global Dynamic Bond Fund may invest shall include all kinds of fixed-income securities and such securities include, but are not limited to, securities issued or guaranteed by governments, their sub-divisions, municipalities, agencies or instrumentalities; corporate debt securities including convertible securities and corporate commercial paper; mortgage-backed and other asset-backed securities which are transferable securities that are collateralised by receivables or other assets; inflation-indexed bonds issued both by governments and corporations; bank certificates of deposit and bankers' acceptances and securities of international agencies or supranational entities, subject to the investment restriction 2.12 of Schedule III in the Prospectus that such securities shall be issued from at least 6 different issues, with securities from any one issue not exceeding 30% of net assets. The fixed-income securities may have fixed, variable, or floating rates of interest, including rates of interest that vary inversely at a multiple of a designated or floating rate, or that vary according to changes in relative values of currencies. The Merian Global Dynamic Bond Fund may invest up to 15% of its Net Asset Value in the China Interbank Bond Market including via Bond Connect, as further set out in the sub-section headed "**Bond Connect**" below.

At least 80 per cent. of the Merian Global Dynamic Bond Fund's assets will be invested in securities which are listed, traded or dealt in on a Regulated Market in the OECD. The Merian Global Dynamic Bond Fund will invest no more than 10 per cent. of its Net Asset Value in any single non-OECD Regulated Market. The Merian Global Dynamic Bond Fund may also invest in equity securities for temporary defensive purposes.

The Merian Global Dynamic Bond Fund may invest no more than 30% of its Net Asset Value in instruments with loss-absorption features (e.g. contingent convertible bonds ("CoCos"), senior non preferred debt and certain Additional Tier 1 and Tier 2 capital instruments) out of which no more than 10% of the Merian Global Dynamic Bond Fund's Net Asset Value may be invested in CoCos. CoCos are a form of hybrid subordinated debt security that are intended to either convert into equity or have their principal written down upon the occurrence of certain 'triggers' linked to regulatory capital thresholds or where the issuing banking institution's regulatory authorities question the continued viability of the entity as a going-concern. Additional Tier 1 and Tier 2 capital instruments are debt instruments which may have write-down features which are triggered when the issuers' regulatory capital ratio falls to a certain level.

A hybrid security is a security which combines two or more financial instruments. Hybrid securities generally combine a traditional stock or bond with an option or forward contract. In the case of a hybrid security such as a convertible bond, for example, the Merian Global Dynamic Bond Fund will seek to benefit from a steady income stream, the repayment of principal at maturity, and the potential to share



in the upside of the common stock. The security's yield advantage and finite maturity give the convertible downside price support, or investment value. At the same time, the embedded option derivative component provides participation in higher equity values. Similarly, a structured note is a debt obligation that also contains an embedded derivative component. Structured notes may be issued by banks, brokerage firms, insurance companies and other corporations. These type of notes are also hybrid securities that attempt to change their risk profile by including additional modifying structures, therefore increasing the bond component's potential returns. An investment in a structured note entitles the holder to certain cash payments calculated by reference to the securities to which the structured note is linked and is subject to the terms and conditions imposed by the issuer. It is not an investment directly in the securities themselves. The Merian Global Dynamic Bond Fund may invest in structured notes (both leveraged and unleveraged) for which the coupon payment, principal repayment or repayment schedule varies according to pre-agreed conditions relating to fluctuations in unrelated assets such as currencies or stock indices.

The convertible securities, hybrid securities and structured notes in which the Merian Global Dynamic Bond Fund may invest may embed an option or forward derivative component. However, any additional leverage generated by the derivative will not cause the Merian Global Dynamic Bond Fund to exceed the leverage limit outlined below. These structured notes will be securitised and capable of free sale and transfer to other investors and will be purchased through recognised regulated dealers and deemed to be transferable securities which are traded on Regulated Markets or Exchanges

Up to 10% of the Net Asset Value of the Merian Global Dynamic Bond Fund may be invested in securities (e.g. debt securities) traded on domestic Russian markets and any such investment will only be made in securities that are listed/traded on the Moscow exchange.

The Merian Global Dynamic Bond Fund may invest up to 5 per cent. of its Net Asset Value in REITs listed, traded or dealt in on Regulated Markets that are not considered Emerging Markets.

The Merian Global Dynamic Bond Fund may invest up to 10 per cent. of its Net Asset Value in open-ended collective investment schemes whose objective is to invest in any of the foregoing. Investment in collective investment schemes shall include both UCITS and alternative investment funds. In particular, any investment in open-ended alternative investment funds will be subject to Regulation 114(6) of the Central Bank (Supervision and Enforcement) Act 2013 (Section 48(1)) (Undertakings for Collective Investment in Transferable Securities) Regulations 2019 (the "Central Bank UCITS Regulations").

The Merian Global Dynamic Bond Fund may employ investment techniques and instruments which may be exchange-traded or over-the-counter derivatives, such as futures (such as currency future contracts), options, options on futures, forward settled transactions, convertible securities, hybrid securities, structured notes, credit default swaps and swap agreements. In addition to credit default swaps, the underlying assets of swaps may include interest rates, currency rates, fixed income securities financial indices and options. Such derivative instruments may be used for (i) hedging purposes, (ii) efficient portfolio management, and/or (iii) investment purposes, subject to the conditions and within the limits from time to time laid down by the Central Bank. The derivatives will assist in achieving the investment objective of the Merian Global Dynamic Bond Fund by allowing for the implementation of active interest rate, currency or credit exposure positions (which may not be correlated with the underlying securities held by the Merian Global Dynamic Bond Fund), the adjustment of risk (including credit, currency and interest rate risk) and for the implementation of trades in a more efficient and cost effective manner.

In order to protect Shareholders' interests, the Merian Global Dynamic Bond Fund will use VaR as a risk measurement technique to identify and monitor and manage risks. The Merian Global Dynamic Bond Fund will use absolute VaR to calculate its global exposure on a daily basis. The risk of loss of the Merian Global Dynamic Bond Fund will be monitored using an absolute VaR model to ensure that the VaR of the Fund shall not exceed 10 per cent. of the Net Asset Value of the Merian Global Dynamic Bond Fund, based on a 20 day holding period and a "one-tailed" 99 per cent. confidence interval using a 1 year observation period.

The Merian Global Dynamic Bond Fund will regularly monitor its leverage and the level of leverage will typically range from approximately 100 per cent up to 400 per cent of the Merian Global Dynamic Bond Fund's Net Asset Value at any point in time however the average level of leverage of the Merian Global Dynamic Bond Fund is expected to be approximately 300 per cent and the level of leverage will not exceed 800 per cent of the Merian Global Dynamic Bond Fund's Net Asset Value. The leverage figure is calculated as the sum of the notionals of the derivatives used as is required by the Regulations and does not take into account any netting or hedging arrangements that the Merian Global Dynamic Bond Fund has in place at any time even though these netting and hedging arrangements are used for risk reduction purposes. The level of leverage using the sum of the notional approach is expressed as a ratio between the aggregate of the notional values of all financial derivatives entered into by the Merian Global Dynamic Bond Fund (including financial derivative instruments that are used for investment purposes and/or for hedging purposes) and its Net Asset Value. There are limitations in using VaR as a statistical measure of risk because it does not directly limit the level of leverage in the Merian Global Dynamic Bond Fund and only describes the risk of loss in normal market conditions.

The Merian Global Dynamic Bond Fund may use derivatives to acquire synthetic long and synthetic short positions over a variety of time periods (depending on current market conditions and the Investment Manager's view relative to those conditions) in accordance with the requirements of the Central Bank. The expected range for the long and short positions the Merian Global Dynamic Bond Fund may take is between 0% to 400% short exposures in combination with 0% to 400% long exposures. This range for derivatives use is not a limit and the exposures can exceed the range in certain circumstances. However, this will remain within the constraints under the VaR approach set out above i.e. the VaR of the Merian Global Dynamic Bond Fund shall not exceed 10 per cent. of the Net Asset Value of the Fund based on a 20 day holding period and a "one-tailed" 99 per cent. confidence interval using a 1 year observation period. For fixed income funds, derivatives are integral to the management of an active portfolio. A high level of derivative usage, either long or short, does not necessarily mean a high level of risk. Derivative exposures may be hedges or offsets used in an unleveraged sense to control the portfolio.

The Merian Global Dynamic Bond Fund is denominated in USD.

The Investment Manager may, for investment purposes and efficient portfolio management, in seeking to achieve the investment objective, enter into foreign exchange transactions to hedge against foreign exchange risk, to increase exposure to a currency or to shift exposure to currency fluctuations from one currency to another or as a substitute for taking a position in the underlying bond or asset. The currency positioning of the Merian Global Dynamic Bond Fund will be based on the Investment Manager's assessment of the drivers of market returns, such as interest rates, the macroeconomic outlook, inflation expectations and the geo-political economic outlook. Suitable hedging transactions may not be available in all circumstances and there can be no assurance that the Merian Global Dynamic Bond Fund will engage in such transactions at any given time or from time to time. Such transactions may not be successful and may eliminate any chance for the Merian Global Dynamic Bond Fund to benefit from favourable fluctuations in relevant foreign currencies. Derivatives, including synthetic shorts, may be used to implement the Investment Manager's views on currency, credit, duration and yield through outright long or short positions or positions hedging or adjusting the exposure of existing physical or synthetic positions. Synthetic short positions may be taken where the Investment Manager expects the value of an investment to decline either in absolute terms or relative to another investment. Synthetic short positions may also be taken to hedge or reduce risk. To implement synthetic short positions the Fund may use derivatives such as futures, options, forwards and swaps.

### **Investment Approach**

The Merian Global Dynamic Bond Fund is actively managed, which means the Investment Manager has freedom to select the investments in order to seek to achieve the investment objective of the Merian Global Dynamic Bond Fund. In seeking to achieve its investment objective, the Merian Global Dynamic Bond Fund will aim to deliver a return, net of fees, greater than that of the Bloomberg Barclays Global Aggregate Index (USD Hedged) (the "**Index**") over rolling 3 year periods.

The Index represents a broad universe of global bonds.

For the Merian Global Dynamic Bond Fund, security selection is based on a combination of top-down and bottom-up analysis. The top-down analysis focuses on optimising the Merian Global Dynamic Bond Fund's exposure to a range of risk factors such as currency, credit spread, duration and yield. In order to make decisions on the appropriate exposure to these factors, the Investment Manager undertakes an ongoing assessment of the drivers of returns, such as interest rates, the macro-economic outlook, inflation expectations, fiscal and external account balances, and geo-political issues. The bottom-up analysis focuses on assessing an individual debt security's default risk and value relative to similar debt securities in the market. In order to support this analysis, the Investment Manager will evaluate information such as country and company data including GDP, interest and inflation rates, credit ratings, revenue and profitability, industry and market positioning, track record, operational efficiency, and also external broker research.

The Index is a broad representation of the Merian Global Dynamic Bond Fund's investment universe. Although a large proportion of the Merian Global Dynamic Bond Fund's investments may be components of the Index, the Investment Manager does not seek to replicate the performance of the Index; it is seeking to deliver a return, net of fees, greater than the Index. In particular, the Merian Global Dynamic Bond Fund may invest in securities which are not included in the Index and the security selection and portfolio construction process, as set out above, mean that the number of holdings and weightings of the issues, issuers, industries, sectors and countries of the holdings of the Merian Global Dynamic Bond Fund may diverge materially from the Index. Therefore, the risk and return profile of the Merian Global Dynamic Bond Fund will likely be significantly different to that of the Index.

### **Sustainability Approach**

Material sustainability risks are integrated into the investment decision making process and risk management process. The active ownership approach considers material ESG factors (such as environmental, or social considerations) and principal adverse impacts on sustainability factors, which strengthen the assessment of the risks and opportunities that drive long-term value. These measures are believed to enhance investment decision making leading to better client outcomes.

These risks are considered through the investment process and form part of the ongoing monitoring of portfolio companies. The Investment Manager will utilise a combination of any of the following to meet these goals:

- i) Primary research;
- ii) Third party ESG risk data (including climate analysis and principal adverse impact data);
- iii) Proxy voting research;
- iv) Direct and collaborative engagement with companies and other investors / industry bodies; and
- v) Commitment to responsible investment codes.

There are no sustainability risk-related limits or ESG investment restrictions applicable to the Merian Global Dynamic Bond Fund, save for such restrictions as may arise in line with regulatory requirements. Low ranking or negative third-party scores from third party ESG providers will not automatically prohibit investment. The Investment Manager retains discretion to divest from or engage with a portfolio company when considering adverse sustainability risks or events. The above activities are conducted by the Investment Manager because it is responsible for the integration of sustainability risks within the investment decision-making process. In the Investment Manager's view, the integration of material sustainability risks in the investment process informs investment decisions and contributes to stronger risk adjusted returns over the long-term. The assessment of the likely impact of sustainability risks on returns involves both quantitative and qualitative judgments. The outcomes in accordance with Jupiter's Responsible Investment Policy can be realised in the short term or achieved over multiple periods. Impacts may also be influenced by market conditions.

### *Status under the Taxonomy Regulation*

Further to the Taxonomy Regulation, the investments underlying the Merian Global Dynamic Bond Fund do not take into account the EU criteria for environmentally sustainable economic activities.

Please refer to the sections headed “Environmental, Social and Governance (“ESG”) Investment Risk”, “Sustainability Risk” and “The Sustainable Finance Disclosure Regulation” for further information.

### **Bond Connect**

Bond Connect is a mutual bond market access scheme between Mainland China and Hong Kong established by China Foreign Exchange Trade System & National Interbank Funding Centre (“CFETS”), China Central Depository & Clearing Co., Ltd (“CCDC”), Shanghai Clearing House, and Hong Kong Exchanges and Clearing Limited and Central Money markets Unit. This scheme allows foreign investors (including a Fund) to invest in the China interbank bond market (“CIBM”) through connection between the related Mainland and Hong Kong financial infrastructure institutions. Bond Connect aims to enhance the efficiency and flexibility of investing in the CIBM. This is accomplished by easing the access requirements to enter the market, the use of the Hong Kong trading infrastructure to connect to CFETS, removal of the investment quota and bond settlement agent, all which are required to invest in the CIBM directly.

### **Asset Segregation**

Under Bond Connect, assets are distinctly segregated into three levels across the onshore and offshore central depositories (“CSD”). It is mandatory for investors using Bond Connect to hold their bonds in a segregated account at the offshore depository in the name of the end investor. Bond purchased through Bond Connect will be held onshore with the CCDC/SCH in a nominee structure in the name of the CMU. Investors will be the beneficial owners of the bonds via a segregated account structure in the CMU in Hong Kong.

### **Trading Link**

Participants to Bond Connect register with trading platforms including Tradeweb and Bloomberg, the Bond Connect offshore electronic trading platforms which link directly into CFETS. These platforms will allow trading with designated onshore Bond Connect market makers using the Request for Quotation (“RFQ”) protocol. The designated bond connect market makers provide tradable prices through CFETS. The quote will include the full amount with the clean price, yield to maturity and effective period for the response. The market makers can decline to respond to the RFQ and can decline, amend or withdraw the quote as long as it hasn’t been accepted by the potential buyer. Upon acceptance of the quote by the potential buyer, all other quotes automatically become invalid. CFETS will then generate a trade confirmation on which the market maker, buyers, CFETS and depository will use to process the settlement.

### **Transaction Flow for Settlement Process and Link**

Settlement is effected via the settlement link between the CMU in Hong Kong and CCDC in the PRC. For delivery versus payment transactions:

- Settlement instruction must be matched and affirmed in the CCDC system by 10:00 Hong Kong time. Securities are earmarked for the transaction and blocked by the CCDC system.
- Mainland China trading counterparty (the buyer) pays the settlement cash proceeds to CMU by 13:00 Hong Kong time.
- After 17:00 Hong Kong time upon confirmation from CMU that funds have been received, CCDC will deliver the securities to the mainland China bond dealers. This triggers CMU to transfer the settlement cash proceeds to the sub-custodians for further credit to Global Custodian’s account.

### **Profile of a Typical Investor**

A typical investor has a long term investment horizon and is prepared to accept a lower to moderate level of volatility. This is not a guide to the future volatility of the Merian Global Dynamic Bond Fund and may move over time. Investors may also refer to the KIID for the most up-to-date SRRRI measurement of volatility.

## **Investment Manager**

The Investment Manager of the Merian Global Dynamic Bond Fund is Jupiter Investment Management Limited.

## **Base Currency**

The Base Currency is USD for the Merian Global Dynamic Bond Fund.

## **Business Day**

In respect of the Merian Global Dynamic Bond Fund, means a day (excluding Saturdays, Sundays and public holidays) on which retail banks are open for business in Dublin and London.

## **Dealing Day**

Means in respect of the Merian Global Dynamic Bond Fund every Business Day or such other days as the Directors may determine and provided that there shall be at least one Dealing Day each fortnight.

## **Classes of Shares**

The Classes of Shares in the Merian Global Dynamic Bond Fund are distinguished principally on the basis of the initial charge, the redemption charge, the contingent deferred sales charge and the management and distribution fees applicable to them.

Class B, C, C2, L and N Shares are offered primarily as an investment to Retail Investors. Investors wishing to purchase Class B, C, C2, L and N Shares should do so via their financial intermediary.

Commencing from the Effective Date (as defined below), Class B Shares and Class C2 Shares, whether purchased before or after the Effective Date, will automatically convert into Shares in the corresponding Class L Shares upon the expiry of 4 years (Class B Shares), or 2 years (Class C2 Shares) from the date of the initial subscription into the relevant Class B Shares or Class C2 Shares. The Effective Date for these purposes shall be 31 March, 2017 or such later date as is required in order to implement the relevant enhancements necessary to process the automatic conversion.

Class I Shares may be offered in certain limited circumstances to Institutional Investors or distributors and platforms who have separate fee arrangements with their clients, and who in the Investment Manager's reasonable opinion are able to subscribe an amount in excess of the investment minimum as set out below. This may include Retail Investors who invest via their UK platforms and independent financial advisers whose business is not eligible for commission. With regard to MiFID distributors, Class I Shares will be available to those providing portfolio management or independent investment advice as defined by the MiFID II Directive and those providing non independent advice who have a separate fee arrangement with their clients under which they have agreed not to receive and retain inducements.

Class U1 Shares are only available to investors who in the Manager or Investment Manager's reasonable opinion are able to subscribe an amount in excess of the investment minimum as set out below and who have agreed specific terms of business with the Manager or Investment Manager. With regard to MiFID distributors, Class U1 Shares will be available to those providing portfolio management or independent investment advice as defined by the MiFID II Directive and those providing non independent advice who have a separate fee arrangement with their clients under which they have agreed not to receive and retain inducements.

Class U2 Shares are offered only as an investment through designated financial intermediaries who have agreed specific terms of business with the Investment Manager. With regard to MiFID distributors, Class U2 Shares will be available to those providing portfolio management or independent investment advice as defined by the MiFID II Directive and those providing non independent advice who have a separate fee arrangement with their clients under which they have agreed not to receive and retain inducements.

## Initial Offer Period and Subscription Price

The Initial Offer Period for any Class of Shares in the Merian Global Dynamic Bond Fund which is available but not yet launched will close on 29 May 2023. The initial offer period in respect of any new class of Shares may be shortened or extended by the Directors. The Central Bank will be notified in advance of any extension if subscriptions for Shares have been received and otherwise on an annual basis.

The initial subscription price of each Class of Shares during the Initial Offer Period shall be, depending on the denomination of the Share Class, AUD 10.00, EUR 10.00, GBP 10.00, SEK 10.00, SGD 10.00, USD 10.00.

## Fees and Expenses

### Management Fee, Initial Charge, Redemption Fee, Distribution Fee and Minimum Investment and Holding Amounts

The amount of the fees for each of the various Classes of Shares of the Merian Global Dynamic Bond Fund is set out below and is expressed as a percentage per annum of the Net Asset Value of each Class of Share in the Merian Global Dynamic Bond Fund.

| Class                              | Currency | Minimum Initial Investment | Minimum Subsequent Investment | Minimum Holding Requirement | Initial Charge | Management Fee | Redemption Fee | Distribution Fee |
|------------------------------------|----------|----------------------------|-------------------------------|-----------------------------|----------------|----------------|----------------|------------------|
| <b>L (USD) Accumulation</b>        | USD      | USD 500                    | USD 250                       | USD 500                     | Up to 5.00%    | 1.00%          | Nil            | Nil              |
| <b>L (USD) Income</b>              | USD      | USD 500                    | USD 250                       | USD 500                     | Up to 5.00%    | 1.00%          | Nil            | Nil              |
| <b>L (USD) Income (F)</b>          | USD      | USD 500                    | USD 250                       | USD 500                     | Up to 5.00%    | 1.00%          | Nil            | Nil              |
| <b>L (EUR) Accumulation</b>        | EUR      | EUR 500                    | EUR 250                       | EUR500                      | Up to 5.00%    | 1.00%          | Nil            | Nil              |
| <b>L (EUR) Hedged Accumulation</b> | EUR      | EUR 500                    | EUR 250                       | EUR500                      | Up to 5.00%    | 1.00%          | Nil            | Nil              |
| <b>L (SEK) Hedged Accumulation</b> | SEK      | SEK 500                    | SEK 250                       | SEK 500                     | Up to 5.00%    | 1.00%          | Nil            | Nil              |
| <b>L (SGD) Hedged Income</b>       | SGD      | SGD 500                    | SGD 250                       | SGD 500                     | Up to 5.00%    | 1.00%          | Nil            | Nil              |
| <b>L (GBP) Income</b>              | GBP      | GBP500                     | GBP 250                       | GBP 500                     | Up to 5.00%    | 1.00%          | Nil            | Nil              |
| <b>L (AUD) Hedged Accumulation</b> | AUD      | AUD 500                    | AUD 250                       | AUD 500                     | Up to 5.00%    | 1.00%          | Nil            | Nil              |
| <b>L (AUD) Hedged Income</b>       | AUD      | AUD 500                    | AUD 250                       | AUD 500                     | Up to 5.00%    | 1.00%          | Nil            | Nil              |

|   |     |           |         |         |             |       |     |                |
|---|-----|-----------|---------|---------|-------------|-------|-----|----------------|
| <b>L (AUD)<br/>Hedged<br/>Income<br/>(F)</b>      | AUD | AUD 500   | AUD 250 | AUD 500 | Up to 5.00% | 1.00% | Nil | Nil            |
| <b>L (ZAR)<br/>Hedged<br/>Income<br/>(F)</b>      | ZAR | ZAR 500   | ZAR 250 | ZAR 500 | Up to 5.00% | 1.00% | Nil | Nil            |
| <b>L (ZAR)<br/>Hedged<br/>Income</b>              | ZAR | ZAR 500   | ZAR 250 | ZAR 500 | Up to 5.00% | 1.00% | Nil | Nil            |
| <b>B (USD)<br/>Accumul<br/>ation</b>              | USD | USD 1,000 | USD 500 | USD 500 | Nil         | 1.00% | Nil | Up to 1%       |
| <b>B (USD)<br/>Income</b>                         | USD | USD 1,000 | USD 500 | USD 500 | Nil         | 1.00% | Nil | Up to 1%       |
| <b>B (AUD)<br/>Hedged<br/>Income</b>              | AUD | AUD 1,000 | AUD 500 | AUD 500 | Nil         | 1.00% | Nil | Up to 1%       |
| <b>B (ZAR)<br/>Hedged<br/>Income</b>              | ZAR | ZAR 1,000 | ZAR 500 | ZAR 500 | Nil         | 1.00% | Nil | Up to 1%       |
| <b>B (ZAR)<br/>Hedged<br/>Income<br/>(F)</b>      | ZAR | ZAR 1,000 | ZAR 500 | ZAR 500 | Nil         | 1.00% | Nil | Up to 1%       |
| <b>C (USD)<br/>Accumul<br/>ation</b>              | USD | USD 1,000 | USD 500 | USD 500 | Up to 1.00% | 1.00% | Nil | Up to<br>1.50% |
| <b>C (USD)<br/>Income</b>                         | USD | USD 1,000 | USD 500 | USD 500 | Up to 1.00% | 1.00% | Nil | Up to<br>1.50% |
| <b>C (AUD)<br/>Hedged<br/>Income</b>              | AUD | AUD 1,000 | AUD 500 | AUD 500 | Up to 1.00% | 1.00% | Nil | Up to<br>1.50% |
| <b>C (ZAR)<br/>Hedged<br/>Income</b>              | ZAR | ZAR 1,000 | ZAR 500 | ZAR 500 | Up to 1.00% | 1.00% | Nil | Up to<br>1.50% |
| <b>C2 (USD)<br/>Income<br/>(F)</b>                | USD | USD 1,000 | USD 500 | USD 500 | Up to 0.50% | 1.00% | Nil | Up to 1%       |
| <b>C2<br/>(AUD)<br/>Hedged<br/>Income<br/>(F)</b> | AUD | AUD 1,000 | AUD 500 | AUD 500 | Up to 0.50% | 1.00% | Nil | Up to 1%       |
| <b>C2 (ZAR)<br/>Hedged<br/>Income<br/>(F)</b>     | ZAR | ZAR 1,000 | ZAR 500 | ZAR 500 | Up to 0.50% | 1.00% | Nil | Up to 1%       |

|   |     |                   |                  |                   |          |       |     |          |
|---|-----|-------------------|------------------|-------------------|----------|-------|-----|----------|
| <b>I (USD)<br/>Accumul<br/>ation</b>      | USD | USD<br>1,000,000  | USD<br>100,000   | USD<br>1,000,000  | Nil      | 0.50% | Nil | Nil      |
| <b>N (USD)<br/>Income</b>                 | USD | USD 1,000         | USD 500          | USD 500           | Up to 3% | 1.00% | Nil | Up to 1% |
| <b>N (USD)<br/>Accumul<br/>ation</b>      | USD | USD 1,000         | USD 500          | USD 500           | Up to 3% | 1.00% | Nil | Up to 1% |
| <b>I (GBP)<br/>Income</b>                 | GBP | GBP<br>1,000,000  | GBP<br>100,000   | GBP<br>1,000,000  | Nil      | 0.50% | Nil | Nil      |
| <b>I (GBP)<br/>Accumul<br/>ation</b>      | GBP | GBP<br>1,000,000  | GBP<br>100,000   | GBP<br>1,000,000  | Nil      | 0.50% | Nil | Nil      |
| <b>U1<br/>(GBP)<br/>Accumul<br/>ation</b> | GBP | GBP<br>25,000,000 | GBP<br>2,500,000 | GBP<br>25,000,000 | Nil      | 0.45% | Nil | Nil      |
| <b>U1<br/>(GBP)<br/>Income</b>            | GBP | GBP<br>25,000,000 | GBP<br>2,500,000 | GBP<br>25,000,000 | Nil      | 0.45% | Nil | Nil      |
| <b>U2<br/>(GBP)<br/>Accumul<br/>ation</b> | GBP | GBP<br>50,000,000 | GBP<br>5,000,000 | GBP<br>50,000,000 | Nil      | 0.40% | Nil | Nil      |
| <b>U2<br/>(GBP)<br/>Income</b>            | GBP | GBP<br>50,000,000 | GBP<br>5,000,000 | GBP<br>50,000,000 | Nil      | 0.40% | Nil | Nil      |

Shareholders of the Merian Global Dynamic Bond Fund should note that all or a portion of Fees and Expenses in respect of Merian Global Dynamic Bond Fund may be charged to capital at a Fund or Share Class level. As a result capital may be eroded and income may be achieved by foregoing the potential for future capital growth. Thus, on redemptions of holdings Shareholders of the Merian Global Dynamic Bond Fund income share classes may not receive back the full amount invested due to capital reduction. It is recommended that Shareholders of the Merian Global Dynamic Bond Fund seek advice in this regard. The rationale for providing for the payment of fees and expenses out of capital is to increase the level of income distributed for income class shareholders.

### Contingent Deferred Sales Charge

A contingent deferred sales charge may be payable on the repurchase of the Class B and Class C Shares of the Merian Global Dynamic Bond Fund. The amount of the contingent deferred sales charge payable will depend on the length of time between the date the Shares were purchased and their repurchase at the rates set out below.

| Years since purchase | Contingent deferred sales charge as a percentage of the subscription price paid | Contingent deferred sales charge as a percentage of the subscription price paid | Contingent deferred sales charge as a percentage of the subscription price paid |
|----------------------|---|---|---|
|                      | Class B Shares  | Class C Shares  | Class C2 Shares   |
| 0 - 1                | 4.00%   | 1.00%   | 2.00%   |
| 1 - 2                | 3.00%   | Nil   | 1.00%   |
| 2 - 3                | 2.00%   | Nil   | Nil   |
| 3 - 4                | 1.00%   | Nil   | Nil   |



|                  |      |     |     |
|------------------|------|-----|-----|
| 4 and thereafter | None | Nil | Nil |
|------------------|------|-----|-----|

Any contingent deferred sales charge will be payable to the Manager. The Manager may pay some or all of any contingent deferred sales charge to its delegates as reimbursement for the expense of distribution, intermediary and/or other services rendered to the Manager, the Company and the Merian Global Dynamic Bond Fund. No contingent deferred sales charge shall be payable on Shares issued arising as a result of the reinvestment of dividends. No contingent deferred sales charge shall be payable on any increase on the Net Asset Value per Share above the subscription price paid for the Share and no contingent deferred sales charge shall be payable on transfers or conversions of Shares. For the purposes of determining whether a contingent deferred sales charge is payable any Shares redeemed shall be deemed to be those first subscribed.

A detailed summary of each of the fees and expenses of the Merian Global Dynamic Bond Fund and the Company is set out in the section of the Prospectus headed “**Fees and Expenses**”.

For further details on the subscription, repurchase, transfer or conversion of Shares in the Merian Global Dynamic Bond Fund please refer to the section of the Prospectus headed “**Subscriptions, Repurchases and Dealings in Shares**”.

### **Distribution Policy**

The Directors intend to declare a dividend in respect of the Classes of Shares of the Merian Global Dynamic Bond Fund set out in the table below (the “**Distributing Share Classes**”).

The Directors intend to declare dividends in accordance with the distribution frequency set out in the table below. Dividends that are declared yearly will be declared on 31 December; dividends that are declared half-yearly will be declared on 30 June and 31 December; dividends that are declared quarterly will be declared on 31 March, 30 June, 30 September and 31 December; and dividends that are declared monthly will be declared on the last Business Day of each month.

| <b>CLASS</b>                     | <b>Distribution Frequency</b> |
|----------------------------------|-------------------------------|
| Class L (USD) Income             | Monthly                       |
| Class L (USD) Income (F)         | Monthly                       |
| Class L (GBP) Income             | Quarterly                     |
| Class L (AUD) Hedged Income      | Monthly                       |
| Class L (AUD) Hedged Income (F)  | Monthly                       |
| Class L (SGD) Hedged Income      | Quarterly                     |
| Class L (ZAR) Hedged Income      | Monthly                       |
| Class L (ZAR) Hedged Income (F)  | Monthly                       |
| Class B (AUD) Hedged Income      | Monthly                       |
| Class B (USD) Income             | Monthly                       |
| Class B (ZAR) Hedged Income      | Monthly                       |
| Class B (ZAR) Hedged Income (F)  | Monthly                       |
| Class C (AUD) Hedged Income      | Monthly                       |
| Class C (USD) Income             | Monthly                       |
| Class C (ZAR) Hedged Income      | Monthly                       |
| Class C2 (USD) Income (F)        | Monthly                       |
| Class C2 (AUD) Hedged Income (F) | Monthly                       |
| Class C2 (ZAR) Hedged Income (F) | Monthly                       |
| Class N (USD) Income             | Monthly                       |
| Class I (GBP) Income             | Quarterly                     |
| Class U1 (GBP) Income            | Quarterly                     |
| Class U2 (GBP) Income            | Quarterly                     |

It is the intention of the Directors that dividends will be paid from the Merian Global Dynamic Bond Fund's net income. In addition, the Merian Global Dynamic Bond Fund may also pay dividends out of

capital for certain share classes. As the Merian Global Dynamic Bond Fund currently charges fees and expenses to capital, the Merian Global Dynamic Bond Fund's income available for distribution will in practice be a gross rather than net income figure. Gross income shall generally consist of interest, dividends and other investment income less withholding and other taxes or adjustments as applicable. The rationale for providing for the payment of dividends out of capital is to allow the Merian Global Dynamic Bond Fund the ability to provide a stable and consistent level of distribution to investors seeking income oriented investment solutions.

For Share Classes that are not Distributing Share Classes, the Merian Global Dynamic Bond Fund's income and capital gains will be reinvested in accordance with the investment objectives and investment policies of the Merian Global Dynamic Bond Fund.

### **Risk Factors**

It cannot be guaranteed that the performance of the Merian Global Dynamic Bond Fund will generate a return and there may be circumstances where no return is generated and the amount invested is lost.

The attention of investors is drawn to the sections of the Prospectus headed "**Financial Derivative Instruments**" and "**Risk Factors**".

### **Risks Associated with China Interbank Bond Market and Bond Connect**

Market volatility and potential lack of liquidity due to low trading volume of certain debt securities in the CIBM may result in prices of certain debt securities traded on such market fluctuating significantly. A Fund investing in the CIBM is therefore subject to liquidity and volatility risks. The bid and offer spreads of the prices of such debt securities may be large, and a Fund may therefore incur significant trading and realisation costs and may even suffer losses when selling such debt securities.

To the extent that a Fund transacts in the CIBM, the Fund may also be exposed to risks associated with settlement procedures and default of counterparties. The counterparty which has entered into a transaction with a Fund may default in its obligation to settle the transaction by delivery of the relevant security or by payment for value.

For investments via Bond Connect, the relevant filings, registration with the People's Bank of China and account opening have to be carried out via an onshore settlement agent, offshore custody agent, registration agent or other third parties (as the case may be). As such, a Fund is subject to the risks of default or errors on the part of such third parties.

Trading through Bond Connect is performed through newly developed trading platforms and operational systems.

There is no assurance that such systems will function properly or will continue to be adapted to changes and developments in the market. In the event that the relevant systems fail to function properly, trading through Bond Connect may be disrupted. A Fund's ability to trade through Bond Connect (and hence to pursue its investment strategy) may therefore be adversely affected. In addition, where a Fund invests in the CIBM through Bond Connect, it may be subject to risks of delays inherent in the order placing and/or settlement systems.

Investing in the CIBM is also subject to regulatory risks. The relevant rules and regulations on investment in the CIBM are subject to change which may have potential retrospective effect. In the event that the relevant mainland Chinese authorities suspend account opening or trading on the CIBM, a Fund's ability to invest in the CIBM will be limited and, after exhausting other trading alternatives, a Fund may suffer substantial losses as a result. Reforms or changes in macro-economic policies, such as the monetary and tax policies might affect interest rates. Consequently, the price and the yield of the bonds held in a Fund could also be affected.

### *Clearing and Settlement Risk*

CMU and CCDC have established the clearing links and each has become a participant of the other to facilitate clearing and settlement of cross-boundary trades. For cross-boundary trades initiated in a market, the clearinghouse of that market will on one hand clear and settle with its own clearing participants, and on the other hand undertake to fulfil the clearing and settlement obligations of its clearing participants with the counterparty clearing house.

As the national central counterparty of the PRC's securities market, CCDC operates a comprehensive network of clearing, settlement and bond holding infrastructure. CCDC has established a risk management framework and measures that are approved and supervised by the People's Bank of China ("PBOC"). The chances of CCDC default are considered to be remote. In the remote event of a CCDC default, CMUs liabilities in Bond Connect bonds under its market contracts with clearing participants will be limited to assisting clearing participants in pursuing their claims against CCDC. CMU should in good faith, seek recovery of the outstanding bonds and monies from CCDC through available legal channels or through CCDC's liquidation. In that event, the Fund may suffer delay in the recovery process or may not fully recover its losses from CCDC.

#### *Regulatory Risk*

Bond Connect is a novel concept. The current regulations are untested and there is no certainty as to how they will be applied. In addition, the current regulations are subject to change which may have potential retrospective effects and there can be no assurance that Bond Connect will not be abolished. New regulations may be issued from time to time by the regulators in the PRC and Hong Kong in connection with operations, legal enforcement and cross border trades under Bond Connect. The Funds of the Company may be adversely affected as a result of such changes.

Reforms or changes in macro-economic policies, such as the monetary and tax policies might affect interest rates.

Consequently, the price and the yield of the bonds held in a Fund could also be affected.

#### *Conversion Risk*

A Fund, whose base currency is not RMB, may also be exposed to currency risk due to the need for the conversion into RMB for investments in CIBM bonds via Bond Connect. During any such conversion, the Funds of the Company may also incur currency conversion costs. The currency exchange rate may be subject to fluctuation and where RMB has depreciated, the Funds of the Company may incur a loss when it converts the sale proceeds of CIBM bonds into its base currency.

#### **Risk associated with Contingent Convertible Bonds**

CoCos are hybrid capital securities that absorb losses when the capital of the issuer falls below a certain level. Upon the occurrence of a predetermined event (known as a trigger event), contingent convertible bonds will be converted into shares of the issuing company (potentially at a discounted price as a result of the deterioration in the financial condition of the issuing company), or cause the permanent write-down to zero of the principal investment and/or accrued interest such that the principal amount invested may be lost on a permanent or temporary basis. Contingent convertible bonds are risky and highly complex instruments. Coupon payments on contingent convertible bonds are discretionary and may at times also be ceased or deferred by the issuer. Trigger events can vary but these could include the capital ratio of the issuing company falling below a certain level, or the share price of the issuer falling to a particular level for a certain period of time.

#### **Material Contracts**

The following contract has been entered into and is, or may be, material in respect of the Merian Global Dynamic Bond Fund:-

The Management and Distribution Agreement dated 31 October 2019 between the Company, the Manager and the Investment Manager.



---

## Jupiter Asset Management Series plc

---

An umbrella type open-ended investment company with variable capital and segregated liability between sub-funds and incorporated with limited liability under the laws of Ireland with registered number 271517, authorised by the Central Bank on 10 October 1997 as a UCITS, pursuant to the UCITS Regulations.

This Supplement contains information relating specifically to the Jupiter UK Smaller Companies Focus Fund, a sub-fund of Jupiter Asset Management Series plc (the "**Company**"), an open-ended umbrella fund with segregated liability between sub-funds.

**This Supplement forms part of and should be read in the context of and in conjunction with the Prospectus for the Company dated 30 November 2022 (the "Prospectus") which immediately precedes this Supplement and is incorporated herein.**

### Jupiter UK Smaller Companies Focus Fund

30 November 2022

*Capitalised terms used herein shall have the meanings attributed to them in the Prospectus.*

The Directors of the Company whose names appear in the Prospectus under the heading "**Management and Administration**" accept responsibility for the information contained in this Supplement and the Prospectus. To the best of the knowledge and belief of the Directors (who have taken all reasonable care to ensure that such is the case) the information contained in this Supplement and in the Prospectus is in accordance with the facts and does not omit anything likely to affect the import of such information. The Directors accept responsibility accordingly.

## **Investment Objective and Policies**

Jupiter UK Smaller Companies Focus Fund aims to provide capital growth from investing primarily in an equity portfolio of UK smaller companies. Smaller companies are defined for this purpose as those companies which are quoted on a regulated market and which have a market capitalisation no greater than the largest company in the Numis Smaller Companies Index at the time of initial investment. The Numis Smaller Companies Index is designed to monitor the performance of the smaller companies sector.

Typically, the Jupiter UK Smaller Companies Focus Fund will hold at least 80 per cent. of its Net Asset Value in smaller companies. In accordance with the aforementioned minimum, assets which are not invested in smaller companies may be invested in other equity securities including those of companies with a larger market capitalisation.

The equities in which Jupiter UK Smaller Companies Focus Fund invests will primarily be listed or traded on Regulated Markets in the European Union and the UK. The Jupiter UK Smaller Companies Focus Fund may invest up to 10% of its net assets in transferable securities which are not listed or traded on Regulated Markets.

Jupiter UK Smaller Companies Focus Fund will normally be fully invested except for operational liquidity. Liquidity will under normal circumstances not exceed 10 per cent. Instruments held for liquidity may include cash deposits, treasury bills and short-term money market instruments within the meaning of the UCITS Regulations.

The Jupiter UK Smaller Companies Focus Fund may invest up to 10 per cent of its Net Asset Value in open ended collective investment schemes whose objective is to invest in any of the foregoing. Investment in collective investment schemes shall include both UCITS and alternative investment funds. Such schemes will be domiciled in the EEA, Jersey, Guernsey or the UK. In particular, any investment in open-ended alternative investment funds will be subject to Regulation 114(6) of the Central Bank (Supervision and Enforcement) Act 2013 (Section 48(1)) (Undertakings for Collective Investment in Transferable Securities) Regulations 2019 (the "Central Bank UCITS Regulations") and will be compatible with the investment objective of the Jupiter UK Smaller Companies Focus Fund.

At the date of this Prospectus, derivatives or instruments and techniques for the purposes of efficient portfolio management are not currently used for the Jupiter UK Smaller Companies Focus Fund. If this policy changes, prior approval of the Shareholders and the Central Bank will be sought and a risk management process will be cleared in advance by the Central Bank in accordance with the requirements of the Central Bank.

All exposure arising through the investment in financial derivative instruments will be covered by the underlying assets of the Jupiter UK Smaller Companies Focus Fund. The Jupiter UK Smaller Companies Focus Fund will use the commitment approach methodology to accurately measure, monitor and manage the "leverage" effect produced by the use of financial derivative instruments and for the calculation of its global exposure. As the Jupiter UK Smaller Companies Focus Fund uses the commitment approach it must ensure that its global exposure does not exceed its total net asset value and the Jupiter UK Smaller Companies Focus Fund may not therefore be leveraged in excess of 100% of its net asset value. In using the commitment approach for the calculation of global exposure, the Jupiter UK Smaller Companies Focus Fund will convert each derivative position into the market value of an equivalent position in the underlying asset of that derivative.

The Jupiter UK Smaller Companies Focus Fund is denominated in Sterling.

## **Investment Approach**

The Jupiter UK Smaller Companies Focus Fund is actively managed, which means the Investment Manager has freedom to select the investments in order to seek to achieve the investment objective of the Jupiter UK Smaller Companies Focus Fund. In seeking to achieve its investment objective, the Jupiter UK Smaller Companies Focus Fund will aim to deliver a return, net of fees, greater than that

of the Numis Smaller Companies Index excluding Investment Companies (the “**Index**”) over rolling 3 year periods.

The Index represents the performance of the bottom tenth by value of the main UK equity market, excluding investment companies.

The Jupiter UK Smaller Companies Focus Fund adopts a flexible investment approach, which is considered by the Investment Manager to be paramount as no one rigid style of investment can accommodate all stages of the economic and business cycle. The investment approach aims to take account of and is responsive to anticipated changes in economic and market conditions. In order to achieve its investment objective the Investment Manager aims to blend top down and bottom up analysis and will be prepared to hold in the securities of both value and growth orientated companies as appropriate in order to generate consistent returns.

Top down analysis is used by the Investment Manager to help to set the general positioning of the Jupiter UK Smaller Companies Focus Fund’s portfolio. This analysis, which includes considerations such as the likely direction of interest rates, which industries the Investment Manager believes are likely to perform better or worse than the economy as a whole and whether there are any particularly significant economic events that should influence the positioning of the portfolio (such as currency weakness/strength or oil price movements) is particularly relevant when deciding relative exposure of stocks and sectors in the portfolio.

With regard to bottom up analysis, the Investment Manager believes that the best investment returns are achieved by buying attractively valued companies. In choosing such investments, the Investment Manager will assess a company’s prospects by taking into account factors such as its market position, its exposure to the economic cycle and its likely long term growth potential determined by revenue and profit growth. The Investment Manager will also consider the company’s financial position and ability to finance its growth plans and make an assessment of whether the company is likely to meet, beat or fall short of current market profit expectations which are assessed based on commercially available market data and broker forecasts.

The Index is a broad representation of the Jupiter UK Smaller Companies Focus Fund’s investment universe. Although a large proportion of the Jupiter UK Smaller Companies Focus Fund’s investments may be components of the Index, the Investment Manager does not seek to replicate the performance of the Index; it is seeking to deliver a return, net of fees, greater than the Index. In particular, the Jupiter UK Smaller Companies Focus Fund may invest in companies which are not included in the Index and the stock selection and portfolio construction process, as set out above, mean that the number and weightings of the companies, industries, sectors and countries of the holdings of the Jupiter UK Smaller Companies Focus Fund may diverge materially from the Index. Therefore, the risk and return profile of the Jupiter UK Smaller Companies Focus Fund will likely be significantly different to that of the Index.

### **Sustainability Approach**

Material sustainability risks are integrated into the investment decision making process and risk management process. The active ownership approach considers material ESG factors (such as environmental, or social considerations) and principal adverse impacts on sustainability factors, which strengthen the assessment of the risks and opportunities that drive long-term value. These measures are believed to enhance investment decision making leading to better client outcomes.

These risks are considered through the investment process and form part of the ongoing monitoring of portfolio companies. The Investment Manager will utilise a combination of any of the following to meet these goals:

- i) Primary research;
- ii) Third party ESG risk data (including climate analysis and principal adverse impact data);
- iii) Proxy voting research;
- iv) Direct and collaborative engagement with companies and other investors / industry bodies; and
- v) Commitment to responsible investment codes.

There are no sustainability risk-related limits or ESG investment restrictions applicable to the Jupiter UK Smaller Companies Focus Fund, save for such restrictions as may arise in line with regulatory requirements. Low ranking or negative third-party scores from third party ESG providers will not automatically prohibit investment. The Investment Manager retains discretion to divest from or engage with a portfolio company when considering adverse sustainability risks or events. The above activities are conducted by the Investment Manager because it is responsible for the integration of sustainability risks within the investment decision-making process. In the Investment Manager's view, the integration of material sustainability risks in the investment process informs investment decisions and contributes to stronger risk adjusted returns over the long-term. The assessment of the likely impact of sustainability risks on returns involves both quantitative and qualitative judgments. The outcomes in accordance with Jupiter's Responsible Investment Policy can be realised in the short term or achieved over multiple periods. Impacts may also be influenced by market conditions.

#### *Status under the Taxonomy Regulation*

Further to the Taxonomy Regulation, the investments underlying the Jupiter UK Smaller Companies Focus Fund do not take into account the EU criteria for environmentally sustainable economic activities.

Please refer to the sections headed "Environmental, Social and Governance ("ESG") Investment Risk", "Sustainability Risk" and "The Sustainable Finance Disclosure Regulation" for further information.

#### **Profile of a Typical Investor**

A typical investor has a long term investment horizon and is prepared to accept a moderate to high level of volatility. This is not a guide to the future volatility of the Jupiter UK Smaller Companies Focus Fund and may move over time. Investors may also refer to the KIID for the most up-to-date SRRI measurement of volatility.

#### **Investment Manager**

The Investment Manager of the Jupiter UK Smaller Companies Focus Fund is Jupiter Investment Management Limited.

#### **Base Currency**

The Base Currency is GBP/Sterling for the Jupiter UK Smaller Companies Focus Fund.

#### **Business Day**

In respect of the Jupiter UK Smaller Companies Focus Fund, means a day (excluding Saturdays and Sundays) on which banks and stock exchanges are open for business both in Dublin and in London.

#### **Dealing Day**

Means in respect of the Jupiter UK Smaller Companies Focus Fund every Business Day or such other days as the Directors may determine and provided that there shall be at least one Dealing Day each fortnight.

#### **Dealing Deadline**

Unlike all other funds of the Company and as set out in greater detail below in "Subscription and Redemption Procedures in respect of the Jupiter UK Smaller Companies Focus Fund", the Dealing Deadline for the Jupiter UK Smaller Companies Focus Fund is **4.30 p.m.**

#### **Classes of Shares**

The Classes of Shares in the Jupiter UK Smaller Companies Focus Fund are distinguished principally on the basis of the initial charge, the redemption charge, the contingent deferred sales charge and the management and distribution fees applicable to them.



Class L Shares are offered primarily as an investment to Retail Investors. Investors wishing to purchase Class L Shares should do so via their financial intermediary.

Class U1 Shares are only available to investors who in the Manager or Investment Manager's reasonable opinion are able to subscribe an amount in excess of the investment minimum as set out below and who have agreed specific terms of business with the Manager or Investment Manager. With regard to MiFID distributors, Class U1 Shares will be available to those providing portfolio management or independent investment advice as defined by the MiFID II Directive and those providing non independent advice who have a separate fee arrangement with their clients under which they have agreed not to receive and retain inducements.

Class X Shares are only available to investors who have agreed specific terms of business with the Manager or Investment Manager under which Management Fees will be collected directly from the investor. The Class X is not yet available for subscription.

### **Initial Offer Period and Subscription Price**

The Initial Offer Period for any Class of Shares in the Jupiter UK Smaller Companies Focus Fund which is available but not yet launched will close on 29 May 2023. The initial offer period in respect of any new class of Shares may be shortened or extended by the Directors. The Central Bank will be notified in advance of any extension if subscriptions for Shares have been received and otherwise on an annual basis.

The initial subscription price of each Class of Shares during the Initial Offer Period shall be, depending on the denomination of the Share Class, GBP 10.00, USD 10.00.

### **Subscription and Redemption Procedures in respect of the Jupiter UK Smaller Companies Focus Fund**

In respect of the Jupiter UK Smaller Companies Focus Fund, all initial applications for Shares must be made by way of a properly completed application form to be received by the Administrator prior to **4.30 p.m.** (Irish time) on a Dealing Day. Cleared funds for applications from Retail Investors must be received by 5.00 p.m. (Irish time) on the Business Day prior to the relevant Dealing Day. Any such application will, if accepted, be dealt with at the subscription price calculated on the relevant Dealing Day. Applications received by the Administrator after **4.30 p.m.** (Irish time) on a Dealing Day will be carried over to the next Dealing Day, unless, in exceptional circumstances, the Directors in their discretion otherwise determine provided that the application in question was received prior to the time at which the Net Asset Value of the Jupiter UK Smaller Companies Focus Fund is calculated.

Repurchase orders received by the Administrator prior to **4.30 p.m.** (Irish time) on a Dealing Day will, if accepted, be dealt with at the Net Asset Value per Share calculated on that Dealing Day. Repurchase orders received by the Administrator after **4.30 p.m.** (Irish time) on a Dealing Day will be carried over to the next Dealing Day, unless, in exceptional circumstances, the Directors in their discretion otherwise determine provided that the application in question was received prior to the time at which the Net Asset Value of the Jupiter UK Smaller Companies Focus Fund is calculated.

The Directors may, in their sole and absolute discretion, close some or all of the Share classes in the Jupiter UK Smaller Companies Focus Fund to subscriptions from existing and/or new Shareholders if the assets attributable to the Jupiter UK Smaller Companies Focus Fund are at a level, above which, as determined by the Directors, it is not in the best interests of Shareholders to accept further subscriptions – for instance where the size of the Jupiter UK Smaller Companies Focus Fund may constrain the ability of the Investment Manager to meet the investment objective. However, notwithstanding such closure the Directors reserve the right to accept any application for Shares at their discretion.

## Determination of Net Asset Value in respect of the Jupiter UK Smaller Companies Focus Fund

Notwithstanding the provisions of the section headed “Determination of Net Asset Value” in the Prospectus, the Administrator shall determine the Net Asset Value per Share in the Base Currency of the Jupiter UK Smaller Companies Focus Fund at the close of business on the relevant market on the relevant Dealing Day, provided always that the valuation point is after the dealing deadline, in accordance with the Articles of Association.

Each security which is traded on a Regulated Market will be valued on the Regulated Market which is normally the principal market for such security. Notwithstanding the provisions of the section headed “Determination of Net Asset Value” in the Prospectus, in the case of the Jupiter UK Smaller Companies Focus Fund, the valuation shall be the last traded price on that Regulated Market.

Notwithstanding the provisions of the section headed “Determination of Net Asset Value” in the Prospectus, forward foreign exchange contracts shall be valued at the price at which a new forward contract of the same size and maturity could be undertaken as of the close of business on the relevant market in the case of the Jupiter UK Smaller Companies Focus Fund on the Dealing Day.

## Fees and Expenses

### Management Fee, Initial Charge, Redemption Fee, Distribution Fee and Minimum Investment and Holding Amounts

The amount of the fees for each of the various Classes of Shares of the Jupiter UK Smaller Companies Focus Fund is set out below and is expressed as a percentage per annum of the Net Asset Value of each Class of Share in the Jupiter UK Smaller Companies Focus Fund.

| Class                  | Currency | Minimum Initial Investment | Minimum Subsequent Investment | Minimum Holding Requirement | Initial Charge | Management Fee | Redemption Fee | Distribution Fee | Performance Fee |
|------------------------|----------|----------------------------|-------------------------------|-----------------------------|----------------|----------------|----------------|------------------|-----------------|
| <b>L (GBP) Income</b>  | GBP      | GBP 500                    | GBP 250                       | GBP 500                     | Up to 5.00%    | 1.50%          | Nil            | Nil              | Yes             |
| <b>I (GBP) Income</b>  | GBP      | GBP 1,000,000              | GBP 100,000                   | GBP 1,000,000               | Nil            | 0.75%          | Nil            | Nil              | Yes             |
| <b>X (GBP) Income</b>  | GBP      | GBP 20,000,000             | GBP 10,000,000                | GBP 10,000,000              | Nil            | Nil            | Nil            | Nil              | No              |
| <b>U1 (GBP) Income</b> | GBP      | GBP 25,000,000             | GBP 2,500,000                 | GBP 25,000,000              | Nil            | 0.675%         | Nil            | Nil              | Yes             |

## Performance Fee

With respect to the Jupiter UK Smaller Companies Focus Fund, the Investment Manager may be entitled to a performance fee out of the Jupiter UK Smaller Companies Focus Fund’s assets. With respect to the Jupiter UK Smaller Companies Focus Fund, the performance fee is only applicable to the following share classes: Class L (GBP) Income Shares, Class I (GBP) Income Shares and Class U1 (GBP) Income Shares.

The Performance Fee will be calculated and accrued daily and will be payable annually in arrears in respect of each Performance Period (“**Performance Period of the Jupiter UK Smaller Companies Focus Fund**”). A Performance Period of the Jupiter UK Smaller Companies Focus Fund will comprise of each successive twelve month period ending on 31 December. The Performance Fee (if any), will crystallise, become payable and will be credited to the Investment Manager at the end of each Performance Period. The Performance Fee is normally payable to the Investment Manager annually in arrears within 15 calendar days of the end of each Performance Period. In addition, if a Shareholder

repurchases or converts all or part of their Shares before the end of a Performance Period, any accrued Performance Fee with respect to such Shares will crystallise on that Dealing Day and will then become immediately payable.

If a Share is repurchased or converted at any time other than at the end of a Performance Period, the Performance Fee attributable to such Share could be different from the Performance Fee that would be payable if such Share was not repurchased or converted until the end of the relevant Performance Period.

**“The Benchmark”** is the Numis Smaller Companies Index excluding Investment Companies (TICKER: NSCXEITR).

**“The Benchmark Performance”** in respect of a Performance Period of the Jupiter UK Smaller Companies Focus Fund, the Benchmark Performance is the difference between the opening level of the Benchmark on the first Business Day and on the closing level of the Benchmark on the last Business Day of the Performance Period of the Jupiter UK Smaller Companies Focus Fund, expressed as a percentage.

The **“Share Class Performance”** in respect of a Performance Period of the Jupiter UK Smaller Companies Focus Fund is the difference between the opening Net Asset Value per Share on the first Business Day of the relevant Performance Period of the Jupiter UK Smaller Companies Focus Fund, which reflects the charging of a Performance Fee, if any, in respect of the previous Performance Period of the Jupiter UK Smaller Companies Focus Fund and the Net Asset Value per Share (before the deduction of any unrealised Performance Fee) on the last Business Day of the relevant Performance Period of the Jupiter UK Smaller Companies Focus Fund, expressed as a percentage.

As outlined in the ‘Investment Approach’ section above, the Benchmark is consistent with the Jupiter UK Smaller Companies Focus Fund’s investment strategy. Information on the Jupiter UK Smaller Companies Focus Fund’s past performance measured against the Benchmark is included in the relevant KIID.

Calculation of the Net Asset Value per Share of each Class for Performance Fee purposes is net of all costs but no deduction will be made on account of Performance Fees accrued in the Performance Period of the Jupiter UK Smaller Companies Focus Fund, unless it is in the best interests of Shareholders to do so and any net income distributed to Shareholders in respect of the Performance Period of the Jupiter UK Smaller Companies Focus Fund is added back.

The **“Percentage Outperformance”** in respect of Performance Periods of the Jupiter UK Smaller Companies Focus Fund where Share Class Performance is greater than Benchmark Performance is the arithmetical difference between Share Class Performance and Benchmark Performance, expressed as a percentage. In respect of Performance Periods of the Jupiter UK Smaller Companies Focus Fund where Share Class Performance is less than Benchmark Performance, such underperformance, being the arithmetical difference between Share Class Performance and Benchmark Performance expressed in percentage points, will be carried forward and no Performance Fee will be payable in any subsequent Performance Period of the Jupiter UK Smaller Companies Focus Fund unless Share Class Performance measured against Benchmark Performance has recovered any accumulated percentage underperformance for previous periods. In the Performance Period of the Jupiter UK Smaller Companies Focus Fund in which any accumulated percentage underperformance is recovered, only that part of the Percentage Outperformance for such period as exceeds the accumulated percentage underperformance carried forward is taken into account for the purposes of calculating the performance fee payable for the Performance Period of the Jupiter UK Smaller Companies Focus Fund.

The Performance Fees are calculated with reference to an adjusted average number of Shares in issue during the relevant Performance Period. The amount of Performance Fee payable in respect of each Share is a Sterling amount equivalent to the opening Net Asset Value per Share on the first Business Day of the Performance Period of the Jupiter UK Smaller Companies Focus Fund x Percentage Outperformance x 10 per cent. and is payable on the adjusted average number of Shares in issue during the Performance Period of the Jupiter UK Smaller Companies Focus Fund. The adjusted

average number of Shares takes account of repurchases, conversions and subscriptions occurring during the relevant Performance Period.

For the purposes of the first calculation of the Performance Fee, the initial offer price in respect of each Share Class was taken as the opening Net Asset Value. The first Performance Period will begin on the date on which the first shares of the relevant share classes are issued and will end on 31 December of the same year.

Furthermore the amount of Performance Fee payable in respect of a Performance Period of the Jupiter UK Smaller Companies Focus Fund is subject to a maximum amount (the "Cap"). The Cap is a Sterling amount equivalent to the opening Net Asset Value per Share on the first Business Day of the Performance Period of the Jupiter UK Smaller Companies Focus Fund x opening number of Shares in issue on the first Business Day of the Performance Period of the Jupiter UK Smaller Companies Focus Fund x 1.50 per cent.

The Performance Fee accrues and is taken into account in the calculation of the Net Asset Value per Share on a daily basis.

The amount of the Performance Fee will be calculated by the Administrator. The calculation of the Performance Fee shall be verified by the Depositary and, as a result, it is not anticipated to be open to the possibility of manipulation.

The calculation of the Performance Fee shall also be reviewed by the Auditors as part of the annual audit of the Company. The Investment Manager may, at its discretion, waive the Performance Fee payable in respect of a Performance Period of the Jupiter UK Smaller Companies Focus Fund.

**Performance Fees are payable on net realised and net unrealised gains and losses as at the end of each Performance Period of the Jupiter UK Smaller Companies Focus Fund and as a result, Performance Fees may be paid on unrealised gains which may subsequently never be realised.**

Performance Fees may also be payable during a Performance Period of the Jupiter UK Smaller Companies Focus Fund where there is a decline in the Net Asset Value per Share.

The methodology used in calculating the Performance Fee will impact Shareholders differently in relation to the payment of Performance Fees (with some Shareholders paying disproportionately higher Performance Fees in certain circumstances) and may also result in certain Shareholders having more of their capital at risk at any time than others (as no equalisation methodology is employed in respect of the Performance Fee calculation).

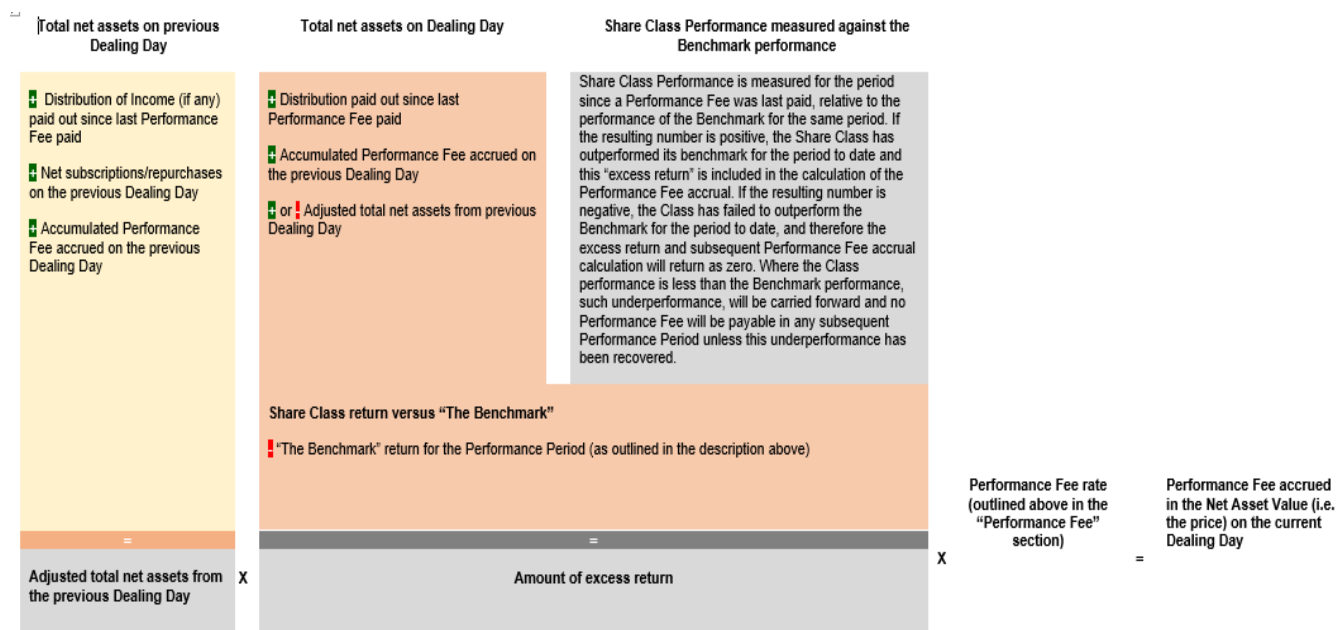
A detailed summary of each of the fees and expenses of the Jupiter UK Smaller Companies Focus Fund and the Company is set out in the section of the Prospectus headed "**Fees and Expenses**".

For further details on the subscription, repurchase, transfer or conversion of Shares in the Jupiter UK Smaller Companies Focus Fund please refer to the section of the Prospectus headed "**Subscriptions, Repurchases and Dealings in Shares**".

#### **Performance Fee Calculation Breakdown**

In addition to the relevant Management Fee, the Investment Manager will be entitled to a Performance Fee in respect of the relevant Classes. The following details and examples are included for information purposes only.

## Performance Fee Daily Calculation



**Important Information:** A Performance Fee may be charged even if the Class Performance is negative, so long as the Benchmark has decreased more than the Net Asset Value of the relevant Class.

### Performance Fee – Examples

Please note that examples are illustrative only and are not intended to reflect any actual past performance or potential future performance. This example assumes that an investment of \$100,000 is made on the first day of the calendar year in one of the relevant Performance Fee Classes, which attracts a Performance Fee of 10%. The initial NAV per Share is calculated as \$10, and the number of shares remain unchanged.

|        | Number of shares | NAV Per Share | Share Class Return (Net of fees) | Benchmark Return | Out/ Underperformance | Performance Fee Charged Per Share | NAV at End of Year |
|--------|------------------|---------------|----------------------------------|------------------|-----------------------|-----------------------------------|--------------------|
| Year 1 | 10,000           | \$10.00       | 20%                              | 5%               | 15%                   | \$0.15                            | \$11.85            |
| Year 2 | 10,000           | \$11.85       | -10%                             | -15%             | 5%                    | \$0.06                            | \$10.61            |
| Year 3 | 10,000           | \$10.61       | 10%                              | 13%              | -3%                   | \$0                               | \$11.67            |
| Year 4 | 10,000           | \$11.67       | -6%                              | -14%             | 5%                    | \$0.05                            | \$10.91            |

**Year 1** Class outperforms the Benchmark (please see "Out/ Underperformance" in the table above). Performance Fee payable; a new Performance Period begins.

**Year 2** Class Performance is negative, but still outperforms the Benchmark (please see "Out/ Underperformance" in the table above) Performance Fee payable; a new Performance Period begins.

**Year 3** Class underperforms the Benchmark (please see “Out/ Underperformance” in the table above). No Performance Fee payable; Measurement for that Performance Period is extended into the next Performance Period.

**Year 4** Though Class performance is negative, it goes from underperforming the Benchmark to outperforming it (i.e. the class has outperformed the benchmark, which includes having recovered any previous underperformance from year 3, please see “Out/ Underperformance” in the table above). Performance Fee payable; a new Performance Period begins.

### **Distribution Policy**

The Directors intend to declare a dividend in respect of the Classes of Shares of the Jupiter UK Smaller Companies Focus Fund set out in the table below (the “**Distributing Share Classes**”).

The Directors intend to declare dividends in accordance with the distribution frequency set out in the table below. Dividends that are declared yearly will be declared on 31 December; dividends that are declared half-yearly will be declared on 30 June and 31 December; dividends that are declared quarterly will be declared on 31 March, 30 June, 30 September and 31 December; and dividends that are declared monthly will be declared on the last Business Day of each month.

| <b>CLASS</b>         | <b>Distribution Frequency</b> |
|----------------------|-------------------------------|
| Class L (GBP) Income | Yearly                        |
| Class I (GBP)Income  | Yearly                        |
| Class U1 (GBP)Income | Yearly                        |
| Class X (GBP)Income  | Yearly                        |

It is the intention of the Directors that dividends will be paid from the Jupiter UK Smaller Companies Focus Fund’s net income.

For Share Classes that are not Distributing Share Classes, the Jupiter UK Smaller Companies Focus Fund’s income and capital gains will be reinvested in accordance with the investment objectives and investment policies of the Jupiter UK Smaller Companies Focus Fund.

### **Risk Factors**

The attention of investors is drawn to the sections of the Prospectus headed “**Financial Derivative Instruments**” and “**Risk Factors**”.

### **Material Contracts**

The following contract has been entered into and is, or may be, material in respect of the Jupiter UK Smaller Companies Focus Fund:-

The Management and Distribution Agreement dated 31 October 2019 between the Company, the Manager and the Investment Manager.

---

## Jupiter Asset Management Series plc

---

An umbrella type open-ended investment company with variable capital and segregated liability between sub-funds and incorporated with limited liability under the laws of Ireland with registered number 271517, authorised by the Central Bank on 10 October 1997 as a UCITS, pursuant to the UCITS Regulations.

This Supplement contains information relating specifically to the Jupiter UK Dynamic Equity Fund, a sub-fund of Jupiter Asset Management Series plc (the "**Company**"), an open-ended umbrella fund with segregated liability between sub-funds.

**This Supplement forms part of and should be read in the context of and in conjunction with the Prospectus for the Company dated 30 November 2022 (the "Prospectus") which immediately precedes this Supplement and is incorporated herein.**

### Jupiter UK Dynamic Equity Fund

30 November 2022

*Capitalised terms used herein shall have the meanings attributed to them in the Prospectus.*

The Directors of the Company whose names appear in the Prospectus under the heading "**Management and Administration**" accept responsibility for the information contained in this Supplement and the Prospectus. To the best of the knowledge and belief of the Directors (who have taken all reasonable care to ensure that such is the case) the information contained in this Supplement and in the Prospectus is in accordance with the facts and does not omit anything likely to affect the import of such information. The Directors accept responsibility accordingly.

**Investment in the Jupiter UK Dynamic Equity Fund is not in the nature of a deposit in a bank account and is not protected by any government, government agency or other guarantee scheme which may be available to protect the holder of a bank deposit account.**

**Due to the higher than average degree of risk because of its ability to invest in financial derivative instruments for investment purposes which may increase the volatility of the Jupiter UK Dynamic Equity Fund, an investment in the Jupiter UK Dynamic Equity Fund should not constitute a substantial proportion of an investment portfolio and may not be appropriate for all investors.**

## Investment Objective and Policies

The investment objective of Jupiter UK Dynamic Equity Fund is to achieve capital appreciation by taking long and short positions principally in UK equities outside the FTSE 100 Index.

Jupiter UK Dynamic Equity Fund will aim to achieve its investment objective by investing primarily in equities listed on Regulated Markets. Jupiter UK Dynamic Equity Fund may also invest in equity-related securities (including preferred stocks and convertible bonds) and other collective investment schemes (including money market funds) each of which are consistent with the investment objective and policy of the Jupiter UK Dynamic Equity Fund and comply with the requirements of the Central Bank. Investment in other collective investment schemes will not exceed 10 per cent. The Jupiter UK Dynamic Equity Fund may invest up to 10% of its net assets in transferable securities which are not listed or traded on Regulated Markets.

As per the investment objective, stock selection is principally from UK equities outside the FTSE 100 Index. No formal sector rules or market capitalisation parameters apply but the Jupiter UK Dynamic Equity Fund will typically be diversified across a range of sectors. Limits are employed in terms of position size, with regard to both short and long positions. Net and gross market exposure of the Jupiter UK Dynamic Equity Fund are maintained within predetermined limits and monitored regularly by the Investment Manager.

The Investment Manager will also use derivatives for investment purposes including contracts for differences, index options and equity related futures. A description of the derivative instruments and their commercial purpose is set out in the Prospectus under the heading "Financial Derivative Instruments". Short positions will only be generated through the use of derivatives. Jupiter UK Dynamic Equity Fund will adopt a structurally long position at all times. The magnitude of this position will be determined by market conditions and the availability of both long and short opportunities. Under normal market conditions and depending on the shorting opportunities in the markets, the Investment Manager expects that the Jupiter UK Dynamic Equity Fund's short exposure will normally be less than 30% of Net Asset Value. Under normal market conditions, the Investment Manager expects that the Jupiter UK Dynamic Equity Fund's long exposure will not normally exceed 100% of Net Asset Value. Accordingly, under normal market conditions the Jupiter UK Dynamic Equity Fund's net exposure to investment markets is likely to be in the range of +30% to +100% of Net Asset Value. Jupiter UK Dynamic Equity Fund may be leveraged through the use of derivatives which may result in the Net Asset Value of Jupiter UK Dynamic Equity Fund having a high volatility. The extent of this leverage at any one time will not exceed 130%. Of the Net Asset Value of Jupiter UK Dynamic Equity Fund.\*

\*The 130 per cent. leverage is calculated as the sum of the notional value of Jupiter UK Dynamic Equity Fund's long positions and the absolute notional value of Jupiter UK Dynamic Equity Fund's synthetic short positions, with no differentiation made as to whether instruments are used for investment or hedging purposes and no netting, even in respect of underlying positions, is allowed. However, should leverage be calculated on a supplementary basis using the so called commitment approach, the leverage limit may be reduced.

As Jupiter UK Dynamic Equity Fund will use a relative VaR model to measure Jupiter UK Dynamic Equity Fund market risk, the VaR limit for Jupiter UK Dynamic Equity Fund is twice the VaR of the relevant benchmark which is the FTSE 250 Index Excluding Investment Trusts. The VaR for Jupiter UK Dynamic Equity Fund and the benchmark will be calculated daily using a one-tailed 99 per cent. confidence level, a one day holding period and the historical period will not be less than one year (250 Business Days) and quarterly data set updates, or more frequent when market prices are subject to material changes.

From time to time a substantial portion of Jupiter UK Dynamic Equity Fund may be held in cash deposits, treasury bills or short-term money market instruments as understood by reference to the UCITS Regulations and in money market funds (subject to the aggregate limit of 10 per cent. in collective investment schemes) ("Liquid Assets"). Investment to such extent in Liquid Assets may be made where this is considered to be in the best interests of Shareholders of Jupiter UK Dynamic Equity Fund, for example, to mitigate Jupiter UK Dynamic Equity Fund's exposure to market risk.



The Jupiter UK Dynamic Equity Fund is denominated in Sterling.

### **Investment Approach**

The Jupiter UK Dynamic Equity Fund is actively managed, which means the Investment Manager has freedom to select the investments in order to seek to achieve the investment objective of the Jupiter UK Dynamic Equity Fund. In seeking to achieve its investment objective, the Jupiter UK Dynamic Equity Fund will aim to deliver a return, net of fees, greater than that of the FTSE 250 ex Investment Trust Index (the “**Index**”) over rolling 3 year periods.

The Index represents the performance of mid-cap stocks traded on the London Stock Exchange.

The Jupiter UK Dynamic Equity Fund adopts a flexible investment approach, which is considered by the Investment Manager to be paramount as no one rigid style of investment can accommodate all stages of the economic and business cycle. The investment approach aims to take account of and is responsive to anticipated changes in economic and market conditions. In order to achieve its investment objective the Investment Manager aims to blend top down and bottom up analysis and will be prepared to hold long or short positions (through the use of derivatives where appropriate or required) in the securities of both value and growth orientated companies as appropriate in order to generate consistent returns.

Top down analysis is used by the Investment Manager to help to set the general positioning of the Jupiter UK Dynamic Equity Fund’s portfolio. This analysis, which includes considerations such as the likely direction of interest rates, which industries the Investment Manager believes are likely to perform better or worse than the economy as a whole and whether there are any particularly significant economic events that should influence the positioning of the portfolio (such as currency weakness/strength or oil price movements) is particularly relevant when deciding relative exposure of stocks and sectors in the portfolio.

With regard to bottom up analysis, the Investment Manager believes that the best investment returns are achieved by buying attractively valued companies. In choosing such investments, the Investment Manager will assess a company’s prospects by taking into account factors such as its market position, its exposure to the economic cycle and its likely long term growth potential determined by revenue and profit growth. The Investment Manager will also consider the company’s financial position and ability to finance its growth plans and make an assessment of whether the company is likely to meet, beat or fall short of current market profit expectations which are assessed based on commercially available market data and broker forecasts.

The Index is a broad representation of the Jupiter UK Dynamic Equity Fund’s investment universe. Although a large proportion of the Jupiter UK Dynamic Equity Fund’s investments may be components of the Index, the Investment Manager does not seek to replicate the performance of the Index; it is seeking to deliver a return, net of fees, greater than the Index. In particular, the Jupiter UK Dynamic Equity Fund may invest in companies which are not included in the Index and the stock selection and portfolio construction process, as set out above, mean that the number and weightings of the companies, industries, sectors and countries of the holdings of the Jupiter UK Dynamic Equity Fund may diverge materially from the Index. Therefore, the risk and return profile of the Jupiter UK Dynamic Equity Fund will likely be significantly different to that of the Index.

### **Sustainability Approach**

Material sustainability risks are integrated into the investment decision making process and risk management process. The active ownership approach considers material ESG factors (such as environmental, or social considerations) and principal adverse impacts on sustainability factors, which strengthen the assessment of the risks and opportunities that drive long-term value. These measures are believed to enhance investment decision making leading to better client outcomes.

These risks are considered through the investment process and form part of the ongoing monitoring of portfolio companies. The Investment Manager will utilise a combination of any of the following to meet these goals:

- i) Primary research;
- ii) Third party ESG risk data (including climate analysis and principal adverse impact data);
- iii) Proxy voting research;
- iv) Direct and collaborative engagement with companies and other investors / industry bodies; and
- v) Commitment to responsible investment codes.

There are no sustainability risk-related limits or ESG investment restrictions applicable to the Jupiter UK Dynamic Equity Fund, save for such restrictions as may arise in line with regulatory requirements. Low ranking or negative third-party scores from third party ESG providers will not automatically prohibit investment. The Investment Manager retains discretion to divest from or engage with a portfolio company when considering adverse sustainability risks or events. The above activities are conducted by the Investment Manager because it is responsible for the integration of sustainability risks within the investment decision-making process. In the Investment Manager's view, the integration of material sustainability risks in the investment process informs investment decisions and contributes to stronger risk adjusted returns over the long-term. The assessment of the likely impact of sustainability risks on returns involves both quantitative and qualitative judgments. The outcomes in accordance with Jupiter's Responsible Investment Policy can be realised in the short term or achieved over multiple periods. Impacts may also be influenced by market conditions.

#### *Status under the Taxonomy Regulation*

Further to the Taxonomy Regulation, the investments underlying the Jupiter UK Dynamic Equity Fund do not take into account the EU criteria for environmentally sustainable economic activities.

Please refer to the sections headed "Environmental, Social and Governance ("ESG") Investment Risk", "Sustainability Risk" and "The Sustainable Finance Disclosure Regulation" for further information.

#### **Profile of a Typical Investor**

A typical investor has a long term investment horizon and is prepared to accept a moderate to high level of volatility. This is not a guide to the future volatility of the Jupiter UK Dynamic Equity Fund and may move over time. Investors may also refer to the KIID for the most up-to-date SRRI measurement of volatility.

#### **Investment Manager**

The Investment Manager of the Jupiter UK Dynamic Equity Fund is Jupiter Investment Management Limited.

#### **Base Currency**

The Base Currency is Sterling/GBP for the Jupiter UK Dynamic Equity Fund.

#### **Business Day**

In respect of the Jupiter UK Dynamic Equity Fund, means a day (excluding Saturdays and Sundays) on which banks and stock exchanges are open for business both in Dublin and in London.

#### **Dealing Day**

Means in respect of the Jupiter UK Dynamic Equity Fund every Business Day or such other days as the Directors may determine and provided that there shall be at least one Dealing Day each fortnight.

#### **Classes of Shares**

The Classes of Shares in the Jupiter UK Dynamic Equity Fund are distinguished principally on the basis of the initial charge, the redemption charge, the contingent deferred sales charge and the management and distribution fees applicable to them.

Class L Shares are offered primarily as an investment to Retail Investors. Investors wishing to purchase Class L Shares should do so via their financial intermediary.

Class I Shares may be offered in certain limited circumstances to Institutional Investors or distributors and platforms who have separate fee arrangements with their clients, and who in the Investment Manager's reasonable opinion are able to subscribe an amount in excess of the investment minimum as set out below. With regard to MiFID distributors, Class I Shares will be available to those providing portfolio management or independent investment advice as defined by the MiFID II Directive and those providing non independent advice who have a separate fee arrangement with their clients under which they have agreed not to receive and retain inducements.

Class X Shares are only available to investors who have agreed specific terms of business with the Manager or Investment Manager under which Management Fees will be collected directly from the investor. The Class X is not yet available for subscription.

The Directors may, in their sole and absolute discretion, close some or all of the Share classes in the Jupiter UK Dynamic Equity Fund to subscriptions from existing and/or new Shareholders if the assets attributable to the Jupiter UK Dynamic Equity Fund are at a level, above which, as determined by the Directors, it is not in the best interests of Shareholders to accept further subscriptions – for instance where the size of the Jupiter UK Dynamic Equity Fund may constrain the ability of the Investment Manager to meet the investment objective. However, notwithstanding such closure the Directors reserve the right to accept any application for Shares at their discretion.

#### Initial Offer Period and Subscription Price

The Initial Offer Period for any Class of Shares in the Jupiter UK Dynamic Equity Fund which is available but not yet launched will close on 29 May 2023. The initial offer period in respect of any new class of Shares may be shortened or extended by the Directors. The Central Bank will be notified in advance of any extension if subscriptions for Shares have been received and otherwise on an annual basis.

The initial subscription price of each Class of Shares during the Initial Offer Period shall be, depending on the denomination of the Share Class, EUR 10.00, GBP 10.00, USD 10.00.

#### Fees and Expenses

#### Management Fee, Initial Charge, Redemption Fee, Distribution Fee and Minimum Investment and Holding Amounts

The amount of the fees for each of the various Classes of Shares of the Jupiter UK Dynamic Equity Fund is set out below and is expressed as a percentage per annum of the Net Asset Value of each Class of Share in the Jupiter UK Dynamic Equity Fund.

| Class                              | Currency | Minimum Initial Investment | Minimum Subsequent Investment | Minimum Holding Requirement | Initial Charge | Management Fee | Redemption Fee | Distribution Fee | Performance Fee |
|------------------------------------|----------|----------------------------|-------------------------------|-----------------------------|----------------|----------------|----------------|------------------|-----------------|
| <b>L (GBP) Income</b>              | GBP      | GBP500                     | GBP 250                       | GBP 500                     | Up to 5.00%    | 1.50%          | Nil            | Nil              | Yes             |
| <b>I (EUR) Hedged Accumulation</b> | EUR      | EUR 1,000,000              | EUR 100,000                   | EUR 1,000,000               | Nil            | 1.00%          | Nil            | Nil              | Yes             |
| <b>I (GBP) Income</b>              | GBP      | GBP 1,000,000              | GBP 100,000                   | GBP 1,000,000               | Nil            | 1.00%          | Nil            | Nil              | Yes             |
| <b>X (GBP) Accumulation</b>        | GBP      | GBP 20,000,000             | GBP 10,000,000                | GBP 10,000,000              | Nil            | Nil            | Nil            | Nil              | No              |
| <b>X (GBP) Income</b>              | GBP      | GBP 20,000,000             | GBP 10,000,000                | GBP 10,000,000              | Nil            | Nil            | Nil            | Nil              | No              |

## Performance Fee

With respect to the Jupiter UK Dynamic Equity Fund, the Investment Manager may be entitled to a performance fee out of the Jupiter UK Dynamic Equity Fund's assets. With respect to the Jupiter UK Dynamic Equity Fund, the performance fee is only applicable to the following share classes: Class I (EUR) Hedged Accumulation Shares, Class L (GBP) Income Shares and Class I (GBP) Income Shares.

The Performance Fee will be calculated and accrued daily and will be payable annually in arrears in respect of each Performance Period ("**Performance Period of the Jupiter UK Dynamic Equity Fund**"). A Performance Period of the Jupiter UK Dynamic Equity Fund will comprise of each successive twelve month period ending on 31 December. The Performance Fee (if any), will crystallise, become payable and will be credited to the Investment Manager at the end of each Performance Period. The Performance Fee is normally payable to the Investment Manager annually in arrears within 15 calendar days of the end of each Performance Period. In addition, if a Shareholder repurchases or converts all or part of their Shares before the end of a Performance Period, any accrued Performance Fee with respect to such Shares will crystallise on that Dealing Day and will then become immediately payable.

If a Share is repurchased or converted at any time other than at the end of a Performance Period, the Performance Fee attributable to such Share could be different from the Performance Fee that would be payable if such Share was not repurchased or converted until the end of the relevant Performance Period.

"**The Benchmark**" is the FTSE 250 Index Excluding Investment Trusts (TICKER: MCIXM).

"**The Benchmark Performance**" in respect of a Performance Period of the Jupiter UK Dynamic Equity Fund, the-Benchmark Performance is the difference between the level of the Benchmark calculated at the Valuation Point on the last Business Day of the previous-Performance Period of the Jupiter UK Dynamic Equity Fund and the level of the Benchmark at the Valuation Point on the last Business Day of the relevant Performance Period of the Jupiter UK Dynamic Equity Fund, expressed as a percentage.

The "**Share Class Performance**" in respect of the first Performance Period of the Jupiter UK Dynamic Equity Fund is the difference between the opening Net Asset Value per Share and the Net Asset Value per Share at the Valuation Point on the last Business Day of the Performance Period of the Jupiter UK Dynamic Equity Fund, expressed as a percentage. For each Performance Period of the Jupiter UK Dynamic Equity Fund thereafter, the Share Class Performance is the difference between the Net Asset Value per Share at the Valuation Point on the last Business Day of the previous Performance Period of the Jupiter UK Dynamic Equity Fund and the Net Asset Value per Share at the Valuation Point on the last Business Day of the relevant Performance Period of the Jupiter UK Dynamic Equity Fund, expressed as a percentage

As outlined in the 'Investment Approach' section above, the Benchmark is consistent with the Jupiter UK Dynamic Equity Fund's investment strategy. Information on the Jupiter UK Dynamic Equity Fund's past performance measured against the Benchmark is included in the relevant KIID.

Calculation of the Net Asset Value per Share of each Class for Performance Fee purposes is net of all costs but no deduction will be made on account of Performance Fees accrued in the Performance Period of the Jupiter UK Dynamic Equity Fund, unless it is in the best interests of Shareholders to do so and any net income distributed to Shareholders in respect of the Performance Period of the Jupiter UK Dynamic Equity Fund is added back.

The "**Percentage Outperformance**" in respect of Performance Periods of the Jupiter UK Dynamic Equity Fund where Share Class Performance is greater than Benchmark Performance is the arithmetical difference between Share Class Performance and Benchmark Performance, expressed as a percentage. In respect of Performance Periods of the Jupiter UK Dynamic Equity Fund where Share Class Performance is less than Benchmark Performance, such underperformance, being the arithmetical difference between Share Class Performance and Benchmark Performance expressed in percentage points, will be carried forward and no Performance Fee will be payable in any subsequent Performance Period of the Jupiter UK Dynamic Equity Fund unless Share Class Performance measured

against Benchmark Performance has recovered any accumulated percentage underperformance for previous periods. In the Performance Period of the Jupiter UK Dynamic Equity Fund in which any accumulated percentage underperformance is recovered, only that part of the Percentage Outperformance for such period as exceeds the accumulated percentage underperformance carried forward is taken into account for the purposes of calculating the performance fee payable for the Performance Period of the Jupiter UK Dynamic Equity Fund.

The Performance Fees are calculated with reference to an adjusted average number of Shares in issue during the relevant Performance Period. The amount of Performance Fee payable in respect of each Share is a Sterling amount equivalent to the opening Net Asset Value per Share on the first Business Day of the Performance Period of the Jupiter UK Dynamic Equity Fund x Percentage Outperformance x 20 per cent. and is payable on the adjusted average number of Shares in issue during the Performance Period of the Jupiter UK Dynamic Equity Fund. The adjusted average number of Shares takes account of repurchases, conversions and subscriptions occurring during the relevant Performance Period.

For the purposes of the first calculation of the Performance Fee, the initial offer price in respect of each Share Class was taken as the opening Net Asset Value. The first Performance Period will begin on the date on which the first shares of the relevant share classes are issued and will end on 31 December of the same year.

The Performance Fee accrues and is taken into account in the calculation of the Net Asset Value per Share on a daily basis.

The amount of the Performance Fee will be calculated by the Administrator. The calculation of the Performance Fee shall be verified by the Depositary and, as a result, it is not anticipated to be open to the possibility of manipulation.

The calculation of the Performance Fee shall also be reviewed by the Auditors as part of the annual audit of the Company.

The Investment Manager may, at its discretion, waive the Performance Fee payable in respect of a Performance Period of the Jupiter UK Dynamic Equity Fund.

**Performance Fees are payable on net realised and net unrealised gains and losses as at the end of each Performance Period of the Jupiter UK Dynamic Equity Fund and as a result, Performance Fees may be paid on unrealised gains which may subsequently never be realised.**

Performance Fees may also be payable during a Performance Period of the Jupiter UK Dynamic Equity Fund where there is a decline in the Net Asset Value per Share.

The methodology used in calculating the Performance Fee will impact Shareholders differently in relation to the payment of Performance Fees (with some Shareholders paying disproportionately higher Performance Fees in certain circumstances) and may also result in certain Shareholders having more of their capital at risk at any time than others (as no equalisation methodology is employed in respect of the Performance Fee calculation).

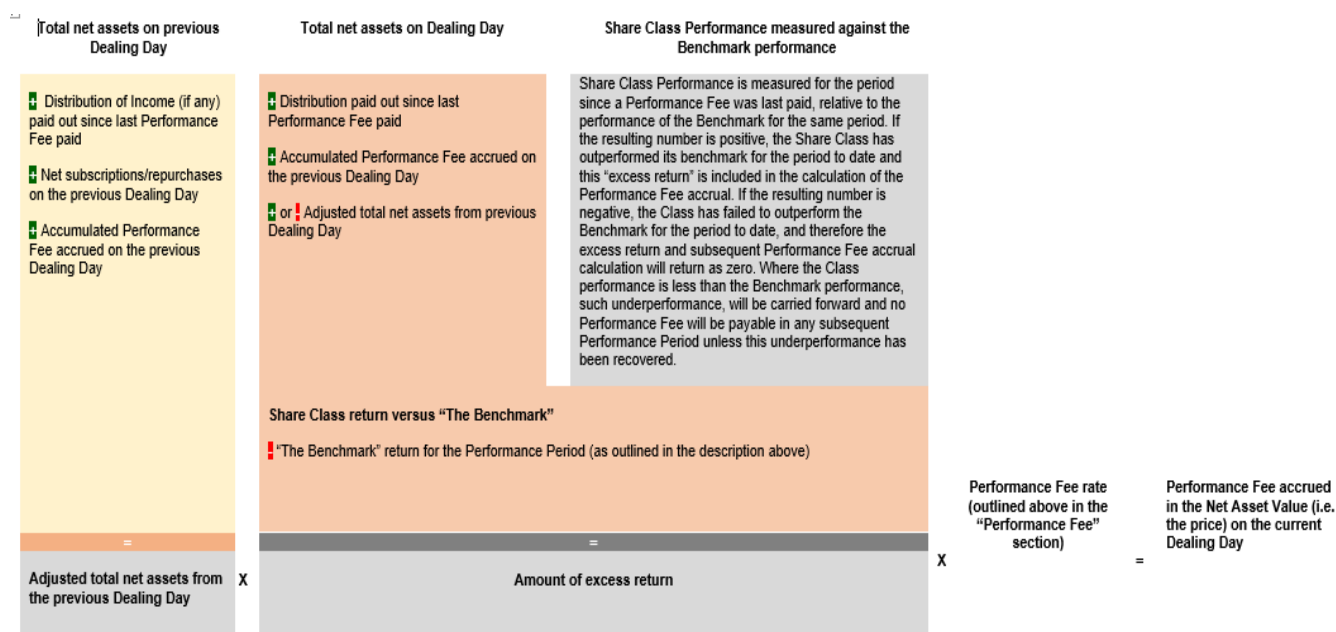
A detailed summary of each of the fees and expenses of the Jupiter UK Dynamic Equity Fund and the Company is set out in the section of the Prospectus headed “**Fees and Expenses**”.

For further details on the subscription, repurchase, transfer or conversion of Shares in the Jupiter UK Dynamic Equity Fund please refer to the section of the Prospectus headed “**Subscriptions, Repurchases and Dealings in Shares**”.

#### **Performance Fee Calculation Breakdown**

In addition to the relevant Management Fee, the Investment Manager will be entitled to a Performance Fee in respect of the relevant Classes. The following details and examples are included for information purposes only.

## Performance Fee Daily Calculation



**Important Information:** A Performance Fee may be charged even if the Class Performance is negative, so long as the Benchmark has decreased more than the Net Asset Value of the relevant Class.

### Performance Fee – Examples

Please note that examples are illustrative only and are not intended to reflect any actual past performance or potential future performance. This example assumes that an investment of \$100,000 is made on the first day of the calendar year in one of the relevant Performance Fee Classes, which attracts a Performance Fee of 20%. The initial NAV per Share is calculated as \$10, and the number of shares remain unchanged.

|        | Number of shares | NAV Per Share | Share Class Return (Net of fees) | Benchmark Return | Out/ Underperformance | Performance Fee Charged Per Share | NAV at End of Year |
|--------|------------------|---------------|----------------------------------|------------------|-----------------------|-----------------------------------|--------------------|
| Year 1 | 10,000           | \$10.00       | 20%                              | 5%               | 15%                   | \$0.30                            | \$11.70            |
| Year 2 | 10,000           | \$11.70       | -10%                             | -15%             | 5%                    | \$0.12                            | \$10.41            |
| Year 3 | 10,000           | \$10.41       | 10%                              | 13%              | -3%                   | \$0                               | \$11.45            |
| Year 4 | 10,000           | \$11.45       | -6%                              | -14%             | 5%                    | \$0.10                            | \$10.66            |

**Year 1** Class outperforms the Benchmark (please see "Out/ Underperformance" in the table above). Performance Fee payable; a new Performance Period begins.

**Year 2** Class Performance is negative, but still outperforms the Benchmark (please see "Out/ Underperformance" in the table above) Performance Fee payable; a new Performance Period begins.

**Year 3** Class underperforms the Benchmark (please see "Out/ Underperformance" in the table above). No Performance Fee payable; Measurement for that Performance Period is extended into the next Performance Period.

**Year 4** Though Class performance is negative, it goes from underperforming the Benchmark to outperforming it (i.e. the class has outperformed the benchmark, which includes having recovered any previous underperformance from year 3, please see “Out/ Underperformance” in the table above). Performance Fee payable; a new Performance Period begins.

### **Distribution Policy**

The Directors intend to declare a dividend in respect of the Classes of Shares of the Jupiter UK Dynamic Equity Fund set out in the table below (the “**Distributing Share Classes**”).

The Directors intend to declare dividends in accordance with the distribution frequency set out in the table below. Dividends that are declared yearly will be declared on 31 December; dividends that are declared half-yearly will be declared on 30 June and 31 December; dividends that are declared quarterly will be declared on 31 March, 30 June, 30 September and 31 December; and dividends that are declared monthly will be declared on the last Business Day of each month.

| <b>CLASS</b>         | <b>Distribution Frequency</b> |
|----------------------|-------------------------------|
| Class L (GBP) Income | Yearly                        |
| Class I (GBP) Income | Yearly                        |
| Class X (GBP) Income | Yearly                        |

It is the intention of the Directors that dividends will be paid from the Jupiter UK Dynamic Equity Fund’s net income.

For Share Classes that are not Distributing Share Classes, the Jupiter UK Dynamic Equity Fund’s income and capital gains will be reinvested in accordance with the investment objectives and investment policies of the Jupiter UK Dynamic Equity Fund.

### **Risk Factors**

The attention of investors is drawn to the sections of the Prospectus headed “**Financial Derivative Instruments**” and “**Risk Factors**”.

### **Material Contracts**

The following contract has been entered into and is, or may be, material in respect of the Jupiter UK Dynamic Equity Fund:-

The Management and Distribution Agreement dated 31 October 2019 between the Company, the Manager and the Investment Manager.

### **Total Return Swaps**

In the absence of regulatory guidance or a developed market practice which requires CFDs to be treated as Total Return Swaps for the purposes of SFTR, the Jupiter UK Dynamic Equity Fund has not included any SFTR disclosures in this Supplement in respect of CFDs. In the event that such regulatory guidance or developed market practice emerges, this Supplement will be updated to address the disclosure requirements of SFTR.

---

## Jupiter Asset Management Series plc

---

An umbrella type open-ended investment company with variable capital and segregated liability between sub-funds and incorporated with limited liability under the laws of Ireland with registered number 271517, authorised by the Central Bank on 10 October 1997 as a UCITS, pursuant to the UCITS Regulations.

This Supplement contains information relating specifically to the Jupiter Merian Global Equity Absolute Return Fund, a sub-fund of Jupiter Asset Management Series plc (the "**Company**"), an open-ended umbrella fund with segregated liability between sub-funds.

**This Supplement forms part of and should be read in the context of and in conjunction with the Prospectus for the Company dated 30 November 2022 (the "Prospectus") which immediately precedes this Supplement and is incorporated herein.**

### Jupiter Merian Global Equity Absolute Return Fund

30 November 2022

*Capitalised terms used herein shall have the meanings attributed to them in the Prospectus.*

The Directors of the Company whose names appear in the Prospectus under the heading "**Management and Administration**" accept responsibility for the information contained in this Supplement and the Prospectus. To the best of the knowledge and belief of the Directors (who have taken all reasonable care to ensure that such is the case) the information contained in this Supplement and in the Prospectus is in accordance with the facts and does not omit anything likely to affect the import of such information. The Directors accept responsibility accordingly.

**Investment in the Jupiter Merian Global Equity Absolute Return Fund is not in the nature of a deposit in a bank account and is not protected by any government, government agency or other guarantee scheme which may be available to protect the holder of a bank deposit account.**

**Due to the higher than average degree of risk because of its ability to invest in financial derivative instruments for investment purposes which may increase the volatility of the Jupiter Merian Global Equity Absolute Return Fund, an investment in the Jupiter Merian Global Equity Absolute Return Fund should not constitute a substantial proportion of an investment portfolio and may not be appropriate for all investors.**



## Investment Objective and Policies

The objective of Jupiter Merian Global Equity Absolute Return Fund is capital appreciation while closely controlling risk. In addition, Jupiter Merian Global Equity Absolute Return Fund intends to deliver absolute returns that have a low correlation with equity and bond markets.

Jupiter Merian Global Equity Absolute Return Fund aims to achieve its investment objective by investing primarily in a portfolio of equity securities of companies located worldwide and listed or traded on Regulated Markets and by pursuing the strategy detailed below. It is not proposed to concentrate investments in any one geographical region or sector.

Jupiter Merian Global Equity Absolute Return Fund aims to deliver an absolute return over rolling 12 month periods, in other words, at any one time the portfolio of Jupiter Merian Global Equity Absolute Return Fund will typically be constructed with reference to an investment horizon of no greater than 12 months.

Jupiter Merian Global Equity Absolute Return Fund will be structured as a market neutral portfolio. A universe of major market, large capitalisation global equity stocks will be assessed, and long positions taken in the stocks determined most likely to deliver a positive relative return, and short positions taken in the stocks determined most likely to deliver a negative relative return. The total value of the long positions will be approximately matched by the total value of the short positions. Under normal market conditions and depending on the shorting opportunities in the markets, the Investment Manager expects that the Jupiter Merian Global Equity Absolute Return Fund's short exposure will normally be less than 125% of Net Asset Value. Under normal market conditions, the Investment Manager expects that the Jupiter Merian Global Equity Absolute Return Fund's long exposure will not normally exceed 125% of Net Asset Value. Accordingly, under normal market conditions the Jupiter Merian Global Equity Absolute Return Fund's net exposure to investment markets is likely to be in the range of -5% to +5% of Net Asset Value.

Jupiter Merian Global Equity Absolute Return Fund may also invest in equity-related securities such as preferred stocks, convertible bonds (usually unrated), American and Global Depository Receipts, and collective investment schemes (including money market funds) which comply with the Central Bank's requirements. Investment in other collective investment schemes will not exceed 10 per cent.

Jupiter Merian Global Equity Absolute Return Fund may invest in and have direct access to certain eligible China A Shares listed on the Shanghai Stock Exchange and Shenzhen Stock Exchange via the Shanghai-Hong Kong Stock Connect (as further described in the sub-section headed "**Shanghai-Hong Kong Stock Connect**" below) and the Shenzhen-Hong Kong Stock Connect (as further described in the sub-section headed "Shenzhen-Hong Kong Stock Connect" below) (collectively, the "**Stock Connects**"). Exposure to China A Shares through the Stock Connects will not be more than 10% of the Jupiter Merian Global Equity Absolute Return Fund's Net Asset Value.

Not less than **51%** of the Net Asset Value of the Jupiter Merian Global Equity Absolute Return Fund will be invested directly in equities and equity related securities.

The Investment Manager will also use derivatives for investment purposes including contracts for difference, index options and equity related futures. A description of derivative instruments and their commercial purposes is set out under the heading "Financial Derivative Instruments" in the Prospectus. Jupiter Merian Global Equity Absolute Return Fund may be leveraged through the use of derivatives which may result in the Net Asset Value of Jupiter Merian Global Equity Absolute Return Fund having a high volatility. The extent of this leverage is not expected to exceed 250 per cent. of the Net Asset Value of Jupiter Merian Global Equity Absolute Return Fund though there is the possibility of higher leverage levels.\*

\*The 250 per cent. leverage is calculated as the sum of the notional value of Jupiter Merian Global Equity Absolute Return Fund's long positions and the absolute notional value of Jupiter Merian Global Equity Absolute Return Fund's synthetic short positions, with no differentiation made as to whether instruments are used for investment or hedging purposes and no netting, even in respect of underlying positions, is allowed. Synthetic short positions are positions which are in economic terms equivalent to

short positions and will be implemented through the use of financial derivative instruments in accordance with the Central Bank's requirements.

As Jupiter Merian Global Equity Absolute Return Fund will use an absolute VaR model to measure the global market risk, the VaR limit for Jupiter Merian Global Equity Absolute Return Fund cannot be greater than 4.47 per cent. of the Net Asset Value of Jupiter Merian Global Equity Absolute Return Fund. The VaR for Jupiter Merian Global Equity Absolute Return Fund will be calculated daily using a one-tailed 99 per cent. confidence level, a one day holding period and the historical period will not be less than one year (250 Business Days) and quarterly data set updates, or more frequent when market prices are subject to material changes.

From time to time a substantial portion or all of the assets of Jupiter Merian Global Equity Absolute Return Fund may be held in cash deposits, investment grade treasury bills or short-term money market instruments as understood by reference to the UCITS Regulations and in money market funds (subject to the aggregate limit of 10 per cent. in collective investment schemes) ("Liquid Assets"). Investment to such extent in Liquid Assets may be made where this is considered to be in the best interests of Shareholders of the Sub-Fund; for example, to mitigate Jupiter Merian Global Equity Absolute Return Fund's exposure to market risk. The Jupiter Merian Global Equity Absolute Return Fund will not invest in below Investment Grade debt securities.

Stock selection focuses primarily on liquid equities listed on Regulated Markets. Jupiter Merian Global Equity Absolute Return Fund is diversified across a range of industries and stocks. Limits are employed in terms of position size. Net market exposure is maintained at a minimum level. Gross market exposure of Jupiter Merian Global Equity Absolute Return Fund is maintained within predetermined limits. Position sizes and market exposure are monitored regularly by the Investment Manager.

The Jupiter Merian Global Equity Absolute Return Fund is denominated in US Dollars.

### **Investment Approach**

The Jupiter Merian Global Equity Absolute Return Fund is actively managed, which means the Investment Manager has freedom to select the investments in order to seek to achieve the investment objective of the Jupiter Merian Global Equity Absolute Return Fund. The Investment Manager does not manage the Jupiter Merian Global Equity Absolute Return Fund to, or control the Jupiter Merian Global Equity Absolute Return Fund's risk relative to, any market index.

In seeking to achieve its investment objective, the Jupiter Merian Global Equity Absolute Return Fund will aim to deliver a return, net of fees, in excess of the Federal Reserve Funds Target Rate over rolling 3 year periods. For performance measurement purposes, the cash benchmark will differ for non-base currency classes.

The Federal Reserve Funds Target Rate is the interest rate target for US financial institutions borrowing and lending to one another on an unsecured overnight basis. It is set by the central bank of the United States; the Federal Reserve.

The Investment Manager seeks to exploit market inefficiencies by employing quantitative research, based on fundamental investment insights and objective evidence, to identify "return factors" that predict stock price movements. This uses sophisticated computer models to analyse large volumes of data to select investments. Stocks are assessed in terms of the attractiveness of their valuation, quality, price trends, stable growth prospects, sentiment and company management. In addition, the Investment Manager takes other criteria, such as expected risk, trading costs and liquidity into consideration when constructing the Jupiter Merian Global Equity Absolute Return Fund's portfolio. The investment process focuses equally on risk and return and aims to generate a highly diversified market neutral portfolio with favourable risk return characteristics, selecting long and short positions (through the use of derivatives where appropriate or required) from major global equity markets.

## Sustainability Approach

Material sustainability risks are integrated into the investment decision making process. The active ownership approach considers material ESG factors and principal adverse impacts on sustainability factors which strengthen the assessment of the risks and opportunities that drive long-term value.

The Investment Manager incorporates an explicit ESG factor into portfolio construction and analysis alongside all other datapoints. The ESG factor is obtained by using independent third-party data. Analysis is conducted on the ranking of specific issuer and time series data on ESG scores. This information is embedded in the process and is linked to the assessment of stock returns and forecasts. This assessment also includes a reference against the benchmark to assess the impact on returns.

The Investment Manager has ultimate responsibility for the integration of sustainability risks within the investment decision-making process.

In the Investment Manager's view, the integration of material sustainability risks in the investment process informs investment decisions and contributes to stronger risk adjusted returns over the long-term. The assessment of the likely impact of sustainability risks on returns involves both quantitative and qualitative judgments. The outcomes in accordance with Jupiter's Responsible Investment Policy can be realised in the short term or achieved over multiple periods. Impacts may also be influenced by market conditions.

### *Status under the Taxonomy Regulation*

Further to the Taxonomy Regulation, the investments underlying the Jupiter Merian Global Equity Absolute Return Fund do not take into account the EU criteria for environmentally sustainable economic activities.

Please refer to the sections headed "Environmental, Social and Governance ("ESG") Investment Risk", "Sustainability Risk" and "The Sustainable Finance Disclosure Regulation" for further information.

## Stock Connects

The Jupiter Merian Global Equity Absolute Return Fund may invest in certain eligible China A Shares through the Stock Connects. The Shanghai-Hong Kong Stock Connect is a securities trading and clearing links program developed by Hong Kong Exchanges and Clearing Limited ("**HKEx**"), Shanghai Stock Exchange ("**SSE**") and China Securities Depository and Clearing Corporation Limited ("**ChinaClear**").

The Shenzhen-Hong Kong Stock Connect is a securities trading and clearing links program developed by the HKEx, the Shenzhen Stock Exchange ("**SZSE**") and ChinaClear. The aim of the Stock Connects is to achieve mutual stock market access between mainland China and Hong Kong.

The Shanghai-Hong Kong Stock Connect comprises a Northbound Shanghai Trading Link and a Southbound Hong Kong Trading Link. Under the Northbound Shanghai Trading Link, Hong Kong and overseas investors (including the Jupiter Merian Global Equity Absolute Return Fund), through their Hong Kong brokers, sub-custodians and a securities trading service company established by the Stock Exchange of Hong Kong ("**SEHK**"), may be able to trade eligible China A Shares listed on the SSE ("**SSE securities**") by routing orders to SSE. Under the Southbound Hong Kong Trading Link under Shanghai-Hong Kong Stock Connect, investors in the People's Republic of China ("**PRC**") will be able to trade certain stocks listed on the SEHK.

The Shenzhen-Hong Kong Stock Connect comprises a Northbound Shenzhen Trading Link and a Southbound Hong Kong Trading Link. Under the Northbound Shenzhen Trading Link, Hong Kong and overseas investors (including the Jupiter Merian Global Equity Absolute Return Fund), through their Hong Kong brokers, sub-custodians and a securities trading service company established by SEHK, may be able to trade eligible China A Shares listed on the SZSE ("**SZSE securities**") by routing orders to SZSE. Under the Southbound Hong Kong Trading Link under Shenzhen-Hong Kong Stock Connect, investors in the PRC will be able to trade certain stocks listed on the SEHK.

## **Eligible Securities**

### **(i) The Shanghai-Hong Kong Stock Connect**

Under the Shanghai-Hong Kong Stock Connect, the Jupiter Merian Global Equity Absolute Return Fund, through the Hong Kong brokers, may trade SSE securities. These include all the constituent stocks from time to time of the SSE 180 Index and SSE 380 Index, and all the SSE-listed China A Shares that are not included as constituent stocks of the relevant indices but which have corresponding HShares listed on the SEHK, except the following:

- (a) SSE-listed shares which are not traded in Renminbi (“RMB”); and
- (b) SSE-listed shares which are under risk alert.

It is expected that the list of eligible securities will be subject to review and may change.

### **(ii) The Shenzhen-Hong Kong Stock Connect**

Under the Shenzhen-Hong Kong Stock Connect, Jupiter Merian Global Equity Absolute Return Fund, through the Hong Kong brokers, may trade SZSE securities. These include all the constituent stocks of the SZSE Component Index and the SZSE Small/Mid Cap Innovation Index which have a market capitalization of not less than RMB 6 billion, and all the SZSE-listed China A shares which have corresponding H-Shares listed on SEHK, except the following:

- a) SZSE-listed shares which are not traded in RMB; and
- b) SZSE-listed shares which are under risk alert or under delisting arrangement.

At the initial stage of the Northbound Shenzhen Trading Link, investors eligible to trade shares that are listed on the ChiNext Board of SZSE under the Northbound Shenzhen Trading Link are limited to institutional professional investors as defined in the relevant Hong Kong rules and regulations.

It is expected that the list of eligible securities will be subject to review and may change.

The term “China A Shares” means domestic shares in the PRC incorporated companies listed on either the SSE or the Shenzhen Stock Exchange, the prices of which are quoted in RMB and which are available to such investors as approved by the China Securities Regulatory Commission (“**CSRC**”).

In addition to those risk factors set out in relation to the PRC investment, a number of the key risks of investing in selective China A Shares listed on the SSE or the SZSE via the Stock Connects are set out in the section entitled “Risk Factors”.

## **Profile of a Typical Investor**

A typical investor has a long term investment horizon and is prepared to accept a moderate level of volatility. This is not a guide to the future volatility of the Jupiter Merian Global Equity Absolute Return Fund and may move over time. Investors may also refer to the KIID for the most up-to-date SRRI measurement of volatility.

## **Investment Manager**

The Investment Manager of the Jupiter Merian Global Equity Absolute Return Fund is Jupiter Investment Management Limited.

## **Base Currency**

The Base Currency is USD for the Jupiter Merian Global Equity Absolute Return Fund.

## **Business Day**

In respect of the Jupiter Merian Global Equity Absolute Return Fund, means a day (excluding Saturdays and Sundays) on which banks and stock exchanges are open for business both in Dublin and in London.

## **Dealing Day**

Means in respect of the Jupiter Merian Global Equity Absolute Return Fund every Business Day or such other days as the Directors may determine and provided that there shall be at least one Dealing Day each fortnight.

## **Classes of Shares**

The Classes of Shares in the Jupiter Merian Global Equity Absolute Return Fund are distinguished principally on the basis of the initial charge, the redemption charge, the contingent deferred sales charge and the management and distribution fees applicable to them.

Class B, C, C2, L, LZ and N Shares are offered primarily as an investment to Retail Investors. Investors wishing to purchase Class B, C, C2, L, LZ and N Shares should do so via their financial intermediary.

Commencing from the Effective Date (as defined below), Class B Shares and Class C2 Shares, whether purchased before or after the Effective Date, will automatically convert into Shares in the corresponding Class L Shares upon the expiry of 4 years (Class B Shares), or 2 years (Class C2 Shares) from the date of the initial subscription into the relevant Class B Shares or Class C2 Shares. The Effective Date for these purposes shall be 31 March, 2017 or such later date as is required in order to implement the relevant enhancements necessary to process the automatic conversion.

Class I Shares may be offered in certain limited circumstances to Institutional Investors or distributors and platforms who have separate fee arrangements with their clients, and who in the Investment Manager's reasonable opinion are able to subscribe an amount in excess of the investment minimum as set out below. With regard to MiFID distributors, Class I Shares will be available to those providing portfolio management or independent investment advice as defined by the MiFID II Directive and those providing non independent advice who have a separate fee arrangement with their clients under which they have agreed not to receive and retain inducements.

Class Z1 Shares are only available to investors who in the Manager or Investment Manager's reasonable opinion are able to subscribe an amount in excess of the investment minimum as set out below and who have agreed specific terms of business with the Manager or Investment Manager. With regard to MiFID distributors, Class Z1 Shares will be available to those providing portfolio management or independent investment advice as defined by the MiFID II Directive and those providing non independent advice who have a separate fee arrangement with their clients under which they have agreed not to receive and retain inducements.

Class Z2 Shares are offered only as an investment through designated financial intermediaries who have agreed specific terms of business with the Investment Manager. With regard to MiFID distributors, Class Z2 Shares will be available to those providing portfolio management or independent investment advice as defined by the MiFID II Directive and those providing non independent advice who have a separate fee arrangement with their clients under which they have agreed not to receive and retain inducements.

Class X Shares are only available to investors who have agreed specific terms of business with the Manager or Investment Manager under which Management Fees will be collected directly from the investor. The Class X is not yet available for subscription.

The Directors may, in their sole and absolute discretion, close some or all of the Share classes in the Jupiter Merian Global Equity Absolute Return Fund to subscriptions from existing and/or new Shareholders if the assets attributable to the Jupiter Merian Global Equity Absolute Return Fund are at a level, above which, as determined by the Directors, it is not in the best interests of Shareholders to accept further subscriptions – for instance where the size of the Jupiter Merian Global Equity Absolute

Return Fund may constrain the ability of the Investment Manager to meet the investment objective. However, notwithstanding such closure the Directors reserve the right to accept any application for Shares at their discretion.

### Initial Offer Period and Subscription Price

The Initial Offer Period for any Class of Shares in the Jupiter Merian Global Equity Absolute Return Fund which is available but not yet launched will close on 29 May 2023. The initial offer period in respect of any new class of Shares may be shortened or extended by the Directors. The Central Bank will be notified in advance of any extension if subscriptions for Shares have been received and otherwise on an annual basis.

The initial subscription price of each Class of Shares during the Initial Offer Period shall be, depending on the denomination of the Share Class, AUD 10.00, CHF 10.00, EUR 10.00, GBP 10.00, RMB 10.00, SEK 10.00, SGD 10.00, USD 10.00.

### Fees and Expenses

#### Management Fee, Initial Charge, Redemption Fee, Distribution Fee and Minimum Investment and Holding Amounts

The amount of the fees for each of the various Classes of Shares of the Jupiter Merian Global Equity Absolute Return Fund is set out below and is expressed as a percentage per annum of the Net Asset Value of each Class of Share in the Jupiter Merian Global Equity Absolute Return Fund.

| Class                               | Currency | Minimum Initial Investment | Minimum Subsequent Investment | Minimum Holding Requirement | Initial Charge | Management Fee | Redemption Fee | Distribution Fee | Performance Fee |
|-------------------------------------|----------|----------------------------|-------------------------------|-----------------------------|----------------|----------------|----------------|------------------|-----------------|
| <b>L (USD) Accumulation</b>         | USD      | USD 500                    | USD 250                       | USD 500                     | Up to 5.00%    | 1.50%          | Nil            | Nil              | Yes             |
| <b>L (AUD) Hedged Accumulation</b>  | AUD      | AUD 500                    | AUD 250                       | AUD 500                     | Up to 5.00%    | 1.50%          | Nil            | Nil              | Yes             |
| <b>L (CHF) Hedged Accumulation</b>  | CHF      | CHF 500                    | CHF 250                       | CHF 500                     | Up to 5.00%    | 1.50%          | Nil            | Nil              | No              |
| <b>LZ (CHF) Hedged Accumulation</b> | CHF      | CHF 500                    | CHF 250                       | CHF 500                     | Up to 5.00%    | 1.50%          | Nil            | Nil              | Yes             |
| <b>L (EUR) Hedged Accumulation</b>  | EUR      | EUR 500                    | EUR 250                       | EUR 500                     | Up to 5.00%    | 1.50%          | Nil            | Nil              | Yes             |
| <b>L (GBP) Hedged Accumulation</b>  | GBP      | GBP 500                    | GBP 250                       | GBP 500                     | Up to 5.00%    | 1.50%          | Nil            | Nil              | Yes             |

|                                    |     |               |             |               |             |       |     |             |     |
|------------------------------------|-----|---------------|-------------|---------------|-------------|-------|-----|-------------|-----|
| <b>L (SGD) Hedged Accumulation</b> | SGD | SGD 500       | SGD 250     | SGD 500       | Up to 5.00% | 1.50% | Nil | Nil         | Yes |
| <b>L (RMB) Hedged Accumulation</b> | RMB | RMB 500       | RMB 250     | RMB 500       | Up to 5.00% | 1.50% | Nil | Nil         | Yes |
| <b>L (USD) Income</b>              | USD | USD 500       | USD 250     | USD 500       | Up to 5.00% | 1.50% | Nil | Nil         | Yes |
| <b>L (CHF) Hedged Income</b>       | CHF | CHF 500       | CHF 250     | CHF 500       | Up to 5.00% | 1.50% | Nil | Nil         | Yes |
| <b>L (EUR) Hedged Income</b>       | EUR | EUR 500       | EUR 250     | EUR 500       | Up to 5.00% | 1.50% | Nil | Nil         | Yes |
| <b>L (GBP) Hedged Income</b>       | GBP | GBP 500       | GBP 250     | GBP 500       | Up to 5.00% | 1.50% | Nil | Nil         | Yes |
| <b>B (USD) Accumulation</b>        | USD | USD 1,000     | USD 500     | USD 500       | Nil         | 1.50% | Nil | Up to 1%    | Yes |
| <b>B (RMB) Hedged Accumulation</b> | RMB | RMB 1,000     | RMB 500     | RMB 500       | Nil         | 1.50% | Nil | Up to 1%    | Yes |
| <b>C (USD) Accumulation</b>        | USD | USD 1,000     | USD 500     | USD 500       | Up to 1.00% | 1.50% | Nil | Up to 1.50% | Yes |
| <b>C (RMB) Hedged Accumulation</b> | RMB | RMB 1,000     | RMB 500     | RMB 500       | Up to 1.00% | 1.50% | Nil | Up to 1.50% | Yes |
| <b>C2 (USD) Accumulation</b>       | USD | USD 1,000     | USD 500     | USD 500       | Up to 0.50% | 1.50% | Nil | Up to 1%    | Yes |
| <b>I (USD) Accumulation</b>        | USD | USD 1,000,000 | USD 100,000 | USD 1,000,000 | Nil         | 0.75% | Nil | Nil         | Yes |
| <b>I (CHF) Hedged Accumulation</b> | CHF | CHF 1,000,000 | CHF 100,000 | CHF 1,000,000 | Nil         | 0.75% | Nil | Nil         | Yes |
| <b>I (EUR) Hedged Accumulation</b> | EUR | EUR 1,000,000 | EUR 100,000 | EUR 1,000,000 | Nil         | 0.75% | Nil | Nil         | Yes |
| <b>I (USD) Income Shares</b>       | USD | USD 1,000,000 | USD 100,000 | USD 1,000,000 | Nil         | 0.75% | Nil | Nil         | Yes |

|   |     |                    |                    |                    |          |        |     |          |     |
|---|-----|--------------------|--------------------|--------------------|----------|--------|-----|----------|-----|
| <b>I (CHF)</b><br><b>Hedged Income</b>        | CHF | CHF<br>1,000,000   | CHF<br>100,000     | CHF<br>1,000,000   | Nil      | 0.75%  | Nil | Nil      | Yes |
| <b>I (EUR)</b><br><b>Hedged Income</b>        | EUR | EUR<br>1,000,000   | EUR<br>100,000     | EUR<br>1,000,000   | Nil      | 0.75%  | Nil | Nil      | Yes |
| <b>I (SEK)</b><br><b>Hedged Accumulation</b>  | SEK | SEK<br>1,000,000   | SEK<br>100,000     | SEK<br>1,000,000   | Nil      | 0.75%  | Nil | Nil      | Yes |
| <b>I (SGD)</b><br><b>Hedged Accumulation</b>  | SGD | SGD<br>1,000,000   | SGD<br>100,000     | SGD<br>1,000,000   | Nil      | 0.75%  | Nil | Nil      | Yes |
| <b>N (USD)</b><br><b>Accumulation</b>         | USD | USD 1,000          | USD 500            | USD 500            | Up to 3% | 1.50%  | Nil | Up to 1% | Yes |
| <b>N (USD)</b><br><b>Income</b>               | USD | USD 1,000          | USD 500            | USD 500            | Up to 3% | 1.50%  | Nil | Up to 1% | Yes |
| <b>I (GBP)</b><br><b>Hedged Accumulation</b>  | GBP | GBP<br>1,000,000   | GBP<br>100,000     | GBP<br>1,000,000   | Nil      | 0.75%  | Nil | Nil      | Yes |
| <b>I (GBP)</b><br><b>Hedged Income</b>        | GBP | GBP<br>1,000,000   | GBP<br>100,000     | GBP<br>1,000,000   | Nil      | 0.75%  | Nil | Nil      | Yes |
| <b>X (GBP)</b><br><b>Hedged Accumulation</b>  | GBP | GBP<br>20,000,000  | GBP<br>10,000,000  | GBP<br>10,000,000  | Nil      | Nil    | Nil | Nil      | No  |
| <b>Z1 (GBP)</b><br><b>Hedged Accumulation</b> | GBP | GBP<br>100,000,000 | GBP<br>50,000,000  | GBP<br>50,000,000  | Nil      | 0.675% | Nil | Nil      | Yes |
| <b>Z1 (GBP)</b><br><b>Hedged Income</b>       | GBP | GBP<br>100,000,000 | GBP<br>50,000,000  | GBP<br>50,000,000  | Nil      | 0.675% | Nil | Nil      | Yes |
| <b>Z2 (GBP)</b><br><b>Hedged Accumulation</b> | GBP | GBP<br>250,000,000 | GBP<br>125,000,000 | GBP<br>125,000,000 | Nil      | 0.60%  | Nil | Nil      | Yes |
| <b>Z2 (GBP)</b><br><b>Hedged Income</b>       | GBP | GBP<br>250,000,000 | GBP<br>125,000,000 | GBP<br>125,000,000 | Nil      | 0.60%  | Nil | Nil      | Yes |

### Contingent Deferred Sales Charge

A contingent deferred sales charge may be payable on the repurchase of the Class B, Class C and Class C2 Shares of the Jupiter Merian Global Equity Absolute Return Fund. The amount of the



contingent deferred sales charge payable will depend on the length of time between the date the Shares were purchased and their repurchase at the rates set out below.

| Years since purchase | Contingent deferred sales charge as a percentage of the subscription price paid | Contingent deferred sales charge as a percentage of the subscription price paid | Contingent deferred sales charge as a percentage of the subscription price paid |
|----------------------|---|---|---|
|                      | Class B Shares  | Class C Shares  | Class C2 Shares   |
| 0 - 1                | 4.00%   | 1.00%   | 2.00%   |
| 1 - 2                | 3.00%   | Nil   | 1.00%   |
| 2 - 3                | 2.00%   | Nil   | Nil   |
| 3 - 4                | 1.00%   | Nil   | Nil   |
| 4 and thereafter     | None  | Nil   | Nil   |

Any contingent deferred sales charge will be payable to the Manager. The Manager may pay some or all of any contingent deferred sales charge to its delegates as reimbursement for the expense of distribution, intermediary and/or other services rendered to the Manager, the Company and the Jupiter Merian Global Equity Absolute Return Fund. No contingent deferred sales charge shall be payable on Shares issued arising as a result of the reinvestment of dividends. No contingent deferred sales charge shall be payable on any increase on the Net Asset Value per Share above the subscription price paid for the Share and no contingent deferred sales charge shall be payable on transfers or conversions of Shares. For the purposes of determining whether a contingent deferred sales charge is payable any Shares redeemed shall be deemed to be those first subscribed.

A detailed summary of each of the fees and expenses of the Jupiter Merian Global Equity Absolute Return Fund and the Company is set out in the section of the Prospectus headed “**Fees and Expenses**”.

For further details on the subscription, repurchase, transfer or conversion of Shares in the Jupiter Merian Global Equity Absolute Return Fund please refer to the section of the Prospectus headed “**Subscriptions, Repurchases and Dealings in Shares**”.

### **Distribution Policy**

The Directors intend to declare a dividend in respect of the Classes of Shares of the Jupiter Merian Global Equity Absolute Return Fund set out in the table below (the “**Distributing Share Classes**”).

The Directors intend to declare dividends in accordance with the distribution frequency set out in the table below. Dividends that are declared yearly will be declared on 31 December; dividends that are declared half-yearly will be declared on 30 June and 31 December; dividends that are declared quarterly will be declared on 31 March, 30 June, 30 September and 31 December; and dividends that are declared monthly will be declared on the last Business Day of each month.

| <b>CLASS</b>                 | <b>Distribution Frequency</b> |
|------------------------------|-------------------------------|
| Class L (USD) Income         | Yearly                        |
| Class L (CHF) Hedged Income  | Yearly                        |
| Class L (EUR) Hedged Income  | Yearly                        |
| Class L (GBP) Hedged Income  | Yearly                        |
| Class I (USD) Income         | Yearly                        |
| Class I (CHF) Hedged Income  | Yearly                        |
| Class I (EUR) Hedged Income  | Yearly                        |
| Class N (USD) Income         | Yearly                        |
| Class I (GBP) Hedged Income  | Yearly                        |
| Class Z1 (GBP) Hedged Income | Yearly                        |
| Class Z2 (GBP) Hedged Income | Yearly                        |

It is the intention of the Directors that dividends will be paid from the Jupiter Merian Global Equity Absolute Return Fund's net income.

For Share Classes that are not Distributing Share Classes, the Jupiter Merian Global Equity Absolute Return Fund's income and capital gains will be reinvested in accordance with the investment objectives and investment policies of the Jupiter Merian Global Equity Absolute Return Fund.

### **Performance Fee**

With respect to the Jupiter Merian Global Equity Absolute Return Fund, the Investment Manager may be entitled to a performance fee out of the Jupiter Merian Global Equity Absolute Return Fund's assets. The Performance Fee is applicable to all Share Classes with the exception of: Class L (CHF) Hedged Accumulation Shares and Class X (GBP) Hedged Accumulation Shares.

The Performance Fee will be calculated and accrued daily and will be payable annually in arrears in respect of each Performance Period ("**Performance Period of the Jupiter Merian Global Equity Absolute Return Fund**"). A Performance Period of the **Jupiter Merian Global Equity Absolute Return Fund** will comprise of each successive twelve month period ending on 31 December. The Performance Fee (if any), will crystallise, become payable and will be credited to the Investment Manager at the end of each Performance Period. The Performance Fee is normally payable to the Investment Manager annually in arrears within 15 calendar days of the end of each Performance Period. In addition, if a Shareholder repurchases or converts all or part of their Shares before the end of a Performance Period, any accrued Performance Fee with respect to such Shares will crystallise on that Dealing Day and will then become immediately payable.

If a Share is repurchased or converted at any time other than at the end of a Performance Period, the Performance Fee attributable to such Share could be different from the Performance Fee that would be payable if such Share was not repurchased or converted until the end of the relevant Performance Period.

The Performance Fees are calculated with reference to an adjusted average number of Shares in issue during the relevant Performance Period. The Performance Fee as at the end of each Performance Period of the Jupiter Merian Global Equity Absolute Return Fund shall be equal in aggregate to 20 per cent. of the amount by which any increase in the Net Asset Value per Share of each Class during the Performance Period of the Jupiter Merian Global Equity Absolute Return Fund exceeds the "Hurdle Rate", subject to the Net Asset Value High Water Mark (as defined below), multiplied by the adjusted average number of total Shares in issue of each Class on each Dealing Day during the Performance Period of the Jupiter Merian Global Equity Absolute Return Fund. The adjusted average number of Shares takes account of repurchases, conversions and subscriptions occurring during the relevant Performance Period.

The Hurdle Rate will be the average (1) Bank of England Base Rate for the GBP Share Classes, (2) ECB Main Refinancing Operations Rate for the EUR Share Classes, (3) Federal Reserve Funds Target Rate for the USD Share Classes, (4) Swiss Average Overnight Rate for the CHF Share Classes\*, (5) Riksbank Repo rate for the SEK Share Classes, (6) Singapore Overnight Rate Average for the SGD Share Classes, and (7) People's Bank of China one-year loan prime rate for the RMB Share Classes during the Performance Period of the Jupiter Merian Global Equity Absolute Return Fund.

As outlined in the 'Investment Approach' section above, the relevant Hurdle Rate is also used as a cash benchmark for performance measurement purposes. Information on the Jupiter Merian Global Equity Absolute Return Fund's past performance measured against the cash Benchmark is included in the relevant KIID.

The initial issue price as set out above in the section of the Supplement headed "**Initial Offer Period and Subscription Price**" was the starting price for the calculation of the first performance fee payable of any share class to which a performance fee is applicable. The first Performance Period for each Class will begin on the date on which the first Shares of the relevant Class are issued and will end on 31 December of the same year.

Calculation of the Net Asset Value per Share of each Class for Performance Fee purposes, is net of all costs but no deduction will be made on account of Performance Fees accrued in the Performance Period of the Jupiter Merian Global Equity Absolute Return Fund, unless it is in the best interests of Shareholders to do so and any net income distributed to Shareholders in respect of the Performance Period of the Jupiter Merian Global Equity Absolute Return Fund is added back.

The Performance Fee is only payable when the increase in the Net Asset Value of each Class exceeds the Hurdle Rate accrued during the relevant Performance Period. If, during a performance fee period, the performance of the Shares does not exceed the Hurdle Rate, no Performance Fee is payable.

All Performance Fee payments shall be subject to the restriction that in paying a Performance Fee, the Net Asset Value per Share of each Class at the relevant Performance Period of the Jupiter Merian Global Equity Absolute Return Fund shall not be less than the Net Asset Value per Share Class on the last day that a Performance Fee was paid (the “**Net Asset Value High Water Mark**”). The Performance Fee is only payable on the increase in the Net Asset Value per Share of each Class during the Performance Period of the Jupiter Merian Global Equity Absolute Return Fund over the Net-Asset Value High Water Mark and the relevant Hurdle Rate during the Performance Period of the Jupiter Merian Global Equity Absolute Return Fund.

The amount of the Performance Fee will be calculated by the Administrator. The calculation of the Performance Fee shall be verified by the Depositary and, as a result, it is not anticipated to be open to the possibility of manipulation.

The calculation of the Performance Fee shall also be reviewed by the Auditors as part of the annual audit of the Company.

The Investment Manager may, at its discretion, waive the Performance Fee payable in respect of a Performance Period of the Jupiter Merian Global Equity Absolute Return Fund.

**Performance Fees are payable on net realised and net unrealised gains and losses as at the end of each Performance Period of the Jupiter Merian Global Equity Absolute Return Fund and as a result, Performance Fees may be paid on unrealised gains which may subsequently never be realised.**

Performance Fees may be payable on net realised and net unrealised gains and losses attributable to both the performance of the Investment Manager and market movements in general.

The methodology used in calculating the Performance Fee will impact Shareholders differently in relation to the payment of Performance Fees (with some Shareholders paying disproportionately higher Performance Fees in certain circumstances) and may also result in certain Shareholders having more of their capital at risk at any time than others (as no equalisation methodology is employed in respect of the Performance Fee calculation).

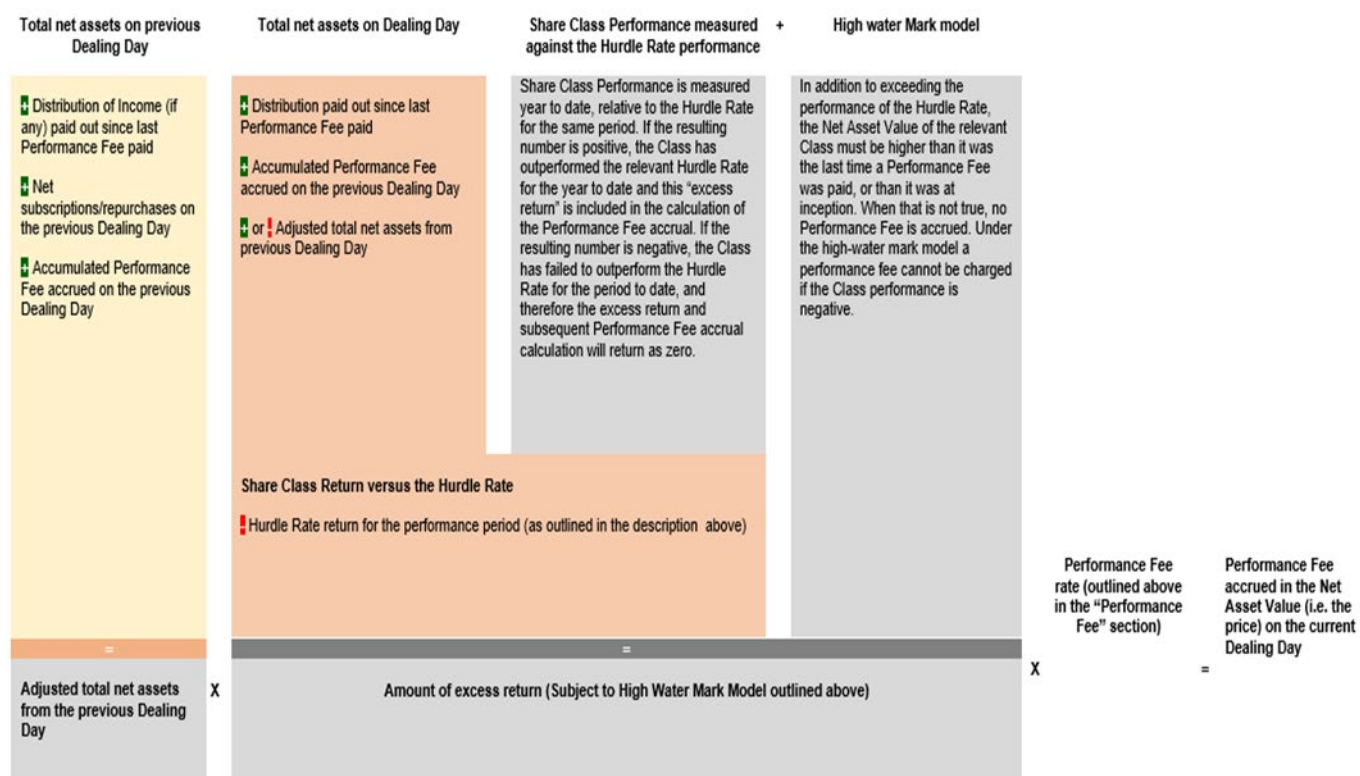
A detailed summary of each of the fees and expenses of the Jupiter Merian Global Equity Absolute Return Fund and the Company is set out in the section of the Prospectus headed “**Fees and Expenses**”.

For further details on the subscription, repurchase, transfer or conversion of Shares in the Jupiter Merian Global Equity Absolute Return Fund please refer to the section of the Prospectus headed “**Subscriptions, Repurchases and Dealings in Shares**”.

#### **Performance Fee Calculation Breakdown**

In addition to the relevant Management Fee, the Investment Manager will be entitled to a Performance Fee in respect of the relevant Classes. The following details and examples are included for information purposes only.

## Performance Fee Daily Calculation



## Performance Fee – Examples

Please note that examples are illustrative only and are not intended to reflect any actual past performance or potential future performance. This example assumes that an investment of \$100,000 is made on the first day of the calendar year in one of the relevant Performance Fee Classes, which attracts a Performance Fee of 20%. The initial NAV per Share is calculated as \$10 (the initial High-Water Mark), and the number of shares remain unchanged.

|        | Number of shares | NAV Per Share | Share Class Return (Net of fees) | Hurdle Rate Return | Out/ Underperformance | Performance Fee Charged Per Share | Above High-water Mark | NAV at End of Year |
|--------|------------------|---------------|----------------------------------|--------------------|-----------------------|-----------------------------------|-----------------------|--------------------|
| Year 1 | 10,000           | \$10.00       | 5%                               | 8%                 | -3%                   | \$0                               | Y                     | \$10.50            |
| Year 2 | 10,000           | \$10.50       | 15%                              | 10%                | 5%                    | \$0.105                           | Y                     | \$11.97            |
| Year 3 | 10,000           | \$11.97       | -1%                              | 10%                | -11%                  | \$0                               | N                     | \$11.85            |

**Year 1** Class outperforms the the Net Asset Value High Water Mark (has positive absolute performance) but not the Hurdle Rate (i.e please see "Out/ Underperformance" in the table above). No Performance Fee payable;

**Year 2** Class goes from underperforming the Hurdle Rate to outperforming it (i.e. the class has outperformed the Hurdle Rate, please see "Out/ Underperformance" in the table above); while also remaining above the Net Asset Value High Water Mark. Performance Fee payable; a new Performance Period begins.

**Year 3** Class outperforms the Net Asset Value High Water Mark and the Hurdle Rate for the first half of the year, but falls below both by the end of that year (i.e. the class has underperformed, please see

“Out/ Underperformance” and “Above High-water Mark” in the table above). No Performance Fee payable; Note: During the first half of year 3, as the Class is currently outperforming the Net Asset Value High Water Mark and the Hurdle Rate a Performance Fee is being accrued in the Net Asset Value, therefore if any Shares are repurchased or converted during this period, any accrued Performance Fee with respect to such Shares will crystallise on that Dealing Day and will then become immediately payable.

## **Risk Factors**

### *Risks Associated with the Stock Connects*

The relevant rules and regulations of the Stock Connects are untested and subject to change which may have potential retrospective effect. The programmes are subject to quota limitations which may restrict the Jupiter Merian Global Equity Absolute Return Fund’s ability to invest in China A Shares through the programmes on a timely basis and where a suspension in the trading through the programmes is effected, the Jupiter Merian Global Equity Absolute Return Fund’s ability to access the China A Shares market (and hence to pursue its investment strategy) will be adversely affected. The PRC regulations impose certain restrictions on selling and buying of China A Shares. Hence the Jupiter Merian Global Equity Absolute Return Fund may not be able to dispose of holdings of China A Shares in a timely manner. Also, a stock may be recalled from the scope of eligible stocks for trading via the Stock Connects. This may adversely affect the investment portfolio or strategies of the Jupiter Merian Global Equity Absolute Return Fund, for example, when the Investment Manager wishes to purchase a stock which is recalled from the scope of eligible stocks. Due to the differences in trading days, the Jupiter Merian Global Equity Absolute Return Fund may be subject to a risk of price fluctuations in China A Shares on a day that the PRC market is open for trading but the Hong Kong market is closed.

### *Liquidity Risk of Investing in China A Shares*

China A Shares may be subject to trading bands which restrict increases and decreases in the trading price. The Jupiter Merian Global Equity Absolute Return Fund if investing through the Stock Connects will be prevented from trading underlying China A Shares when they hit the “trading band limit”. If this happens on a particular trading day, the Jupiter Merian Global Equity Absolute Return Fund may be unable to trade China A Shares. As a result, the liquidity of the China A Shares may be adversely affected which in turn may affect the value of the Jupiter Merian Global Equity Absolute Return Fund’s investments.

### *PRC tax considerations in relation to investment in China A Shares via the Stock Connects*

On 14 November 2014, the Ministry of Finance, the State of Administration of Taxation and the CSRC jointly issued a notice in relation to the taxation rule on the Stock Connects under Caishui 2014 No.81 (“Notice No.81”). Under Notice No.81, corporate income tax and individual income tax will be temporarily exempted on gains derived by Hong Kong and overseas resident investors (including the Jupiter Merian Global Equity Absolute Return Fund) on the trading of China A Shares through the Stock Connects with effect from 17 November 2014. However, Hong Kong and overseas investors are required to pay tax on dividends and/or bonus shares at the rate of 10% which will be withheld and paid to the relevant authority by the listed companies, unless an applicable double tax treaty could be applied to reduce the dividend withholding tax rate. As a result of Notice No.81, the uncertainty of providing for tax on gains derived from the disposal of Chinese securities now solely relates to investment in other types of Chinese securities (e.g. China B or H Shares). Based on the prevailing value added tax (“VAT”) regulations, capital gains derived by investors via the Stock Connects are exempted from VAT. Hong Kong and overseas investors are required to pay stamp duty arising from the trading of China A Shares and the transfer of China A Shares by way of succession or gift in accordance with the existing taxation rules in the PRC.

The attention of investors is drawn to the sections of the Prospectus headed “**Financial Derivative Instruments**” and “**Risk Factors**”.

**Material Contracts**

The following contract has been entered into and is, or may be, material in respect of the Jupiter Merian Global Equity Absolute Return Fund:-

The Management and Distribution Agreement dated 31 October 2019 between the Company, the Manager and the Investment Manager.

**Total Return Swaps**

In the absence of regulatory guidance or a developed market practice which requires CFDs to be treated as Total Return Swaps for the purposes of SFTR, the Jupiter Merian Global Equity Absolute Return Fund has not included any SFTR disclosures in this Supplement in respect of CFDs. In the event that such regulatory guidance or developed market practice emerges, this Supplement will be updated to address the disclosure requirements of SFTR.

---

## Jupiter Asset Management Series plc

---

An umbrella type open-ended investment company with variable capital and segregated liability between sub-funds and incorporated with limited liability under the laws of Ireland with registered number 271517, authorised by the Central Bank on 10 October 1997 as a UCITS, pursuant to the UCITS Regulations.

This Supplement contains information relating specifically to the Jupiter Strategic Absolute Return Bond Fund, a sub-fund of Jupiter Asset Management Series plc (the "**Company**"), an open-ended umbrella fund with segregated liability between sub-funds.

**This Supplement forms part of and should be read in the context of and in conjunction with the Prospectus for the Company dated 30 November 2022 (the "Prospectus") which immediately precedes this Supplement and is incorporated herein.**

### Jupiter Strategic Absolute Return Bond Fund

22 September 2023

*Capitalised terms used herein shall have the meanings attributed to them in the Prospectus.*

The Directors of the Company whose names appear in the Prospectus under the heading "**Management and Administration**" accept responsibility for the information contained in this Supplement and the Prospectus. To the best of the knowledge and belief of the Directors (who have taken all reasonable care to ensure that such is the case) the information contained in this Supplement and in the Prospectus is in accordance with the facts and does not omit anything likely to affect the import of such information. The Directors accept responsibility accordingly.

**Investment in the Jupiter Strategic Absolute Return Bond Fund is not in the nature of a deposit in a bank account and is not protected by any government, government agency or other guarantee scheme which may be available to protect the holder of a bank deposit account.**

**An investment in the Jupiter Strategic Absolute Return Bond Fund should not constitute a substantial proportion of an investor's investment portfolio and may not be appropriate for all investors.**

## Investment Objective and Policies

The objective of Jupiter Strategic Absolute Return Bond Fund is to seek to deliver positive total returns on a rolling twelve month basis with stable levels of volatility uncorrelated to bond and equity market conditions.

Investors should be aware that their capital is at risk and that there is no guarantee that the positive total returns will be achieved over the rolling twelve months or any time period.

Jupiter Strategic Absolute Return Bond Fund shall seek to achieve its investment objective by investing primarily in a portfolio of debt securities both directly and by taking exposure to them indirectly (both long and short) through the use of financial derivative instruments. Jupiter Strategic Absolute Return Bond Fund is a global fund insofar as its investments are not confined or concentrated in any particular geographic region or market, subject to relevant regulatory restrictions, and minimum credit rating criteria as stated below.

Jupiter Strategic Absolute Return Bond Fund will invest primarily in a portfolio which includes (but is not limited to) debt or debt-related securities, denominated in local or foreign currencies, issued by governments, government related issuers, supranational institutions and corporations. Jupiter Strategic Absolute Return Bond Fund may utilise the full spectrum of debt securities including, but not limited to, fixed, inflation-linked, variable and floating rate bonds, and asset-backed, mortgage-backed and convertible securities, Jupiter Strategic Absolute Return Bond Fund may utilise money market instruments to manage cash, including, but not limited to deposits, certificates of deposit, discount notes issued by government and/or corporate bodies and treasury bills. These investments are not protected by any government, government agency or other guarantee scheme which may be available to protect the holder of a bank deposit account. As a result, prospective investors should note that there is a risk that the value of their investment in the Jupiter Strategic Absolute Return Bond Fund may fluctuate. The Jupiter Strategic Absolute Return Bond Fund may invest up to 15% of its Net Asset Value in the China Interbank Bond Market including via Bond Connect, as further set out in the sub-section headed “**Bond Connect**” below.

Subject to the investment restriction 2.12 of Schedule III in the Prospectus such securities shall be issued from at least 6 different issues, with securities from any one issue not exceeding 30% of net assets. No more than 20 per cent. of Jupiter Strategic Absolute Return Bond Fund may be invested in securities which are rated below Investment Grade which have a minimum rating of B- by Standard & Poor's or B3 by Moody's, or an equivalent rating by another recognised rating agency. The Jupiter Strategic Absolute Return Bond Fund will not invest in below Investment Grade credit-linked notes or asset-backed securities. Unrated securities may be purchased where the Investment Manager has come to the conclusion that the debt securities are of comparable quality. If a security held by the Jupiter Strategic Absolute Return Bond Fund is downgraded during the holding period to a rating below B- by Standard & Poor's or B3 by Moody's or an equivalent rating by another recognised rating agency, the Jupiter Strategic Absolute Return Bond Fund will have up to six months to dispose of the security.

Jupiter Strategic Absolute Return Fund may invest in hybrid securities and structured notes. A hybrid security is a security which combines two or more financial instruments. Hybrid securities generally combine a traditional stock or bond with an option or forward contract. In the case of a hybrid security such as a convertible bond, for example, the Jupiter Strategic Absolute Return Bond Fund will seek to benefit from a steady income stream, the repayment of principal at maturity, and the potential to share in the upside of the common stock. The security's yield advantage and finite maturity give the convertible downside price support, or investment value. At the same time, the embedded option derivative component provides participation in higher equity values. Contingent convertible bonds (“**CoCos**”) are a form of hybrid subordinated debt security that are intended to either convert into equity or have their principal written down upon the occurrence of certain ‘triggers’ linked to regulatory capital thresholds or where the issuing banking institution's regulatory authorities question the continued viability of the entity as a going-concern. No more than 20 per cent. of the Jupiter Strategic Absolute Return Bond Fund's Net Asset Value may be invested in CoCos. A structured note is a debt obligation that also contains an embedded derivative component. Structured notes may be issued by banks, brokerage firms, insurance companies and other corporations. These types of notes are also hybrid securities that attempt to change their risk profile by including additional modifying structures, therefore



increasing the bond component's potential returns. An investment in a structured note entitles the holder to certain cash payments calculated by reference to the securities to which the structured note is linked and is subject to the terms and conditions imposed by the issuer. It is not an investment directly in the securities themselves. The Jupiter Strategic Absolute Return Bond Fund may invest in structured notes (both leveraged and unleveraged) for which the coupon payment, principal repayment or repayment schedule varies according to pre-agreed conditions relating to fluctuations in unrelated assets such as currencies or stock indices.

Jupiter Strategic Absolute Return Bond Fund may also invest in collective investment schemes (including money market funds) which comply with the Central Bank's requirements up to an aggregate limit of 10 per cent. of Jupiter Strategic Absolute Return Bond Fund's Net Asset Value.

Up to 10% of the Net Asset Value of the Jupiter Strategic Absolute Return Bond Fund may be invested in securities traded on domestic Russian markets and any such investment will only be made in securities that are listed/traded on the Moscow exchange.

Jupiter Strategic Absolute Return Bond Fund may employ the following investment techniques and instruments which may be exchange-traded or over-the-counter derivatives. These techniques and instruments comprise futures (such as bond or currency future contracts), options, options on futures, forward settled transactions, swap agreements (such as credit default swaps and interest rate swaps), convertible or hybrid securities and structured notes (described above). The Jupiter Strategic Absolute Return Bond Fund may use the above mentioned derivatives to gain exposure to the asset classes listed in this Supplement. A further detailed description of the relevant derivative instruments and their commercial purpose is set out in the Prospectus under the heading "Financial Derivative Instruments".

Such derivative instruments may be used for (i) hedging purposes, (ii) efficient portfolio management, and/or (iii) investment purposes, subject to the conditions and within the limits from time to time laid down by the Central Bank. The derivatives will assist in achieving the investment objective of the Jupiter Strategic Absolute Return Bond Fund by allowing for the implementation of active interest rate, currency or credit exposure positions (which may not be correlated with the underlying securities held by the Jupiter Strategic Absolute Return Bond Fund), the adjustment of risk (including credit, currency and interest rate risk) and for the implementation of trades in a more efficient and cost effective manner.

Jupiter Strategic Absolute Return Bond Fund may invest in futures and options on a range of different underlying asset types, specifically bonds, interest rates and foreign exchange rates. Such futures and options will be traded on Regulated Markets or over the counter. The uses of these instruments differ depending upon the specific underlying asset type, as outlined below,

Jupiter Strategic Absolute Return Bond Fund may invest in bond futures and options on bond futures for the purpose of changing the duration of Jupiter Strategic Absolute Return Bond Fund. Duration is a measure of the sensitivity of a portfolio to changes in interest rates. There is no formal limit on the duration of the debt instruments held by Jupiter Strategic Absolute Return Bond Fund and there are no limits with regard to the maximum maturity of the securities. The expectation is that the duration will be broadly neutral over the longer term, although the Investment Manager may move the Jupiter Strategic Absolute Return Bond Fund's duration either positive or negative in the short to medium term in order to aim to generate positive returns over a 12 month rolling period. A portfolio with aggregate long duration will have a positive sensitivity to changes in the yield curve, with the effect that in a period of rising interest rates the capital value of the bonds in the portfolio will fall, and in a period of falling interest rates, the capital value of the bonds in the portfolio will rise. In contrast, a portfolio with aggregate negative duration will have a negative sensitivity to changes in the yield curve such that in a period of rising interest rates the capital value of the bonds in the portfolio will rise and in a period when interest rates fall, the capital value of the bonds will also fall. Through the use of futures and options on futures, the inherent duration of the portfolio can be changed so as to better reflect the Investment Manager's market expectations. That is, in the case of bond or bond futures as underlying assets, a purchased call option or a sold put option may be used to increase the duration of the fund, and a sold call option or a purchased put option may be used to decrease the duration of Jupiter Strategic Absolute Return Bond Fund.

Jupiter Strategic Absolute Return Bond Fund may invest in foreign exchange forwards, futures and options to hedge underlying currency exposure or to assist in achieving its investment objective by allowing for the implementation of active currency positions which may not be correlated with the portfolio's underlying securities.

Jupiter Strategic Absolute Return Bond Fund may enter into swap agreements (and options on those swap agreements) which reference a range of underlying asset types, specifically debt securities, interest rates and currencies. Such instruments may be used to protect Jupiter Strategic Absolute Return Bond Fund against adverse changes in the value of the underlying market factors, being bond prices, interest rates or foreign exchange rates. In addition, Jupiter Strategic Absolute Return Bond Fund may use these instruments to take positions and gain exposure to a particular security or market, either in addition to, or instead of investing directly in the underlying security or market.

Jupiter Strategic Absolute Return Bond Fund may utilise credit default swaps ("CDS"), which it may buy and/or sell, in order to take an outright or hedged credit position on an issuer or index of issuers. This could be in the form of synthetic long positions (in addition to, or as a more efficient alternative to, physical long positions) or short positions on indices such as iTraxx and CDX, or single issuers. iTraxx® and CDX® are indices of credit default swaps. Each of the iTraxx® and the CDX® indices cover specific characteristics such as geographic region, sector or credit quality. iTraxx® and CDX® indices are administered by IHS Markit Limited and are available at [www.markit.com](http://www.markit.com). CDS on these indices are standardized, tradable instruments in their own right. At present trading in both iTraxx® and CDX® CDS contracts is limited to the over-the-counter (OTC) market.

Jupiter Strategic Absolute Return Bond Fund may be either the buyer or seller in a CDS transaction. The "buyer" in CDS is obligated to pay the "seller" dependent on market conditions, levels and spread, a periodic stream of payments over the term of the contract provided that no event of default on an underlying reference obligation has occurred. If a credit event (failure to pay, restructuring, bankruptcy, repudiation, moratorium, obligation acceleration, obligation default) occurs, the seller must pay the buyer the full notional value, or "par value", of the reference obligation in exchange for the reference obligation. The seller will receive the full notional value of the reference obligation that may have little or no value. Ultimately, the buyer is "made whole" for the difference between the market value and par value of the bond from the seller. The seller receives a fixed rate of income throughout the term of the contract, which typically is between six months and ten years, provided that there is no event of default.

The convertible securities, hybrid securities and structured notes in which the Jupiter Strategic Absolute Return Bond Fund may invest may embed an option or forward derivative component. However, any additional leverage generated by the derivative will not cause the Jupiter Strategic Absolute Return Bond Fund to exceed the leverage limit outlined below. These structured notes will be securitised and capable of free sale and transfer to other investors and will be purchased through recognised regulated dealers and deemed to be transferable securities which are traded on Regulated Markets Exchanges.

The Jupiter Strategic Absolute Return Bond Fund will use absolute VaR to calculate its global exposure on a daily basis. The risk of loss of the Jupiter Strategic Absolute Return Bond Fund will be monitored using an absolute VaR model to ensure that the VaR of the Jupiter Strategic Absolute Return Bond Fund shall not exceed 20 per cent of the Net Asset Value of the Jupiter Strategic Absolute Return Bond Fund, based on a 20 day holding period and a "one-tailed" 99 per cent. confidence interval using a 1 year observation period. The Jupiter Strategic Absolute Return Bond Fund will regularly monitor its leverage and the level of leverage of the Jupiter Strategic Absolute Return Bond Fund will not exceed 800 per cent. of the Jupiter Strategic Absolute Return Bond Fund's Net Asset Value when calculated using the sum of the notionals of the derivatives used. This leverage figure is calculated as the sum of the notionals of the derivatives used as is required by the Regulations and as such does not take into account any netting and hedging arrangements that the Jupiter Strategic Absolute Return Bond Fund has in place at any time.

The Jupiter Strategic Absolute Return Bond Fund may use derivatives to acquire synthetic long and synthetic short positions over a variety of time periods (depending on current market conditions and the Investment Manager's view relative to those conditions) in accordance with the requirements of the Central Bank. The expected range for the long and short positions the Jupiter Strategic Absolute Return Bond Fund may take is between 0% to 400 % short exposures in combination with 0% to 400 % long

exposures of the Net Asset Value of the Jupiter Strategic Absolute Return Bond Fund. This range for derivatives use is not a limit and the exposures can exceed the range in certain circumstances. For fixed income funds, derivatives are integral to the management of an active portfolio. A high level of derivative usage, either long or short, does not necessarily mean a high level of risk because derivative exposures may be hedges or offsets used to control the portfolio.

From time to time a substantial portion or all of the assets of Jupiter Strategic Absolute Return Bond Fund may be held in cash deposits, treasury bills or short-term money market instruments as understood by reference to the UCITS Regulations and in money market funds (subject to the aggregate limit of 10 per cent. in collective investment schemes) ("Liquid Assets"). Investment to such extent in Liquid Assets may be made where this is considered to be in the best interests of Shareholders of Jupiter Strategic Absolute Return Bond Fund; for example, to mitigate Jupiter Strategic Absolute Return Bond Fund's exposure to market risk. The Jupiter Strategic Absolute Return Bond Fund is denominated in US Dollars.

### **Investment approach**

The Jupiter Strategic Absolute Return Bond is actively managed, which means the Investment Manager has freedom to select the investments in order to seek to achieve the investment objective of the Jupiter Strategic Absolute Return Bond. The Investment Manager does not manage the Jupiter Strategic Absolute Return Bond to, or control the Jupiter Strategic Absolute Return Bond's risk relative to, any market index.

In seeking to achieve its investment objective, the Jupiter Strategic Absolute Return Bond will aim to deliver a return, net of fees, in excess of the Federal Funds Effective Overnight Rate over rolling 3 year periods. For performance measurement purposes, the cash benchmark will differ for non-base currency classes.

The Federal Funds Effective Overnight Rate represents the interest rate at which US financial institutions borrow and lend to one another on an unsecured overnight basis.

For the Jupiter Strategic Absolute Return Bond Fund, security selection is based on a combination of top-down and bottom-up analysis. The top-down analysis focuses on optimising the Jupiter Strategic Absolute Return Bond Fund's exposure to a range of risk factors such as currency, credit spread, duration and yield. In order to make decisions on the appropriate exposure to these factors, the Investment Manager undertakes an ongoing assessment of the drivers of returns, such as interest rates, the macro-economic outlook, inflation expectations, fiscal and external account balances, and geo-political issues. The bottom-up analysis focuses on assessing an individual debt security's default risk and value relative to similar debt securities in the market. In order to support this analysis, the Investment Manager will evaluate information such as country- or company-specific data and external broker research.

### **Sustainability Approach**

Material sustainability risks are integrated into the investment decision making process and risk management process. The active ownership approach considers material ESG factors (such as environmental, or social considerations) and principal adverse impacts on sustainability factors, which strengthen the assessment of the risks and opportunities that drive long-term value. These measures are believed to enhance investment decision making leading to better client outcomes.

These risks are considered through the investment process and form part of the ongoing monitoring of portfolio companies. The Investment Manager will utilise a combination of any of the following to meet these goals:

- i) Primary research;
- ii) Third party ESG risk data (including climate analysis and principal adverse impact data);
- iii) Proxy voting research;
- iv) Direct and collaborative engagement with companies and other investors / industry bodies; and

- v) Commitment to responsible investment codes.

There are no sustainability risk-related limits or ESG investment restrictions applicable to the Jupiter Strategic Absolute Return Bond Fund save for such restrictions as may arise in line with regulatory requirements. Low ranking or negative third-party scores from third party ESG providers will not automatically prohibit investment. The Investment Manager retains discretion to divest from or engage with a portfolio company when considering adverse sustainability risks or events. The above activities are conducted by the Investment Manager because it is responsible for the integration of sustainability risks within the investment decision-making process. In the Investment Manager's view, the integration of material sustainability risks in the investment process informs investment decisions and contributes to stronger risk adjusted returns over the long-term. The assessment of the likely impact of sustainability risks on returns involves both quantitative and qualitative judgments. The outcomes in accordance with Jupiter's Responsible Investment Policy can be realised in the short term or achieved over multiple periods. Impacts may also be influenced by market conditions.

#### *Status under the Taxonomy Regulation*

Further to the Taxonomy Regulation, the investments underlying the Jupiter Strategic Absolute Return Bond Fund do not take into account the EU criteria for environmentally sustainable economic activities.

Please refer to the sections headed "Environmental, Social and Governance ("ESG") Investment Risk", "Sustainability Risk" and "The Sustainable Finance Disclosure Regulation" for further information.

#### **Bond Connect**

Bond Connect is a mutual bond market access scheme between Mainland China and Hong Kong established by China Foreign Exchange Trade System & National Interbank Funding Centre ("CFETS"), China Central Depository & Clearing Co., Ltd ("CCDC"), Shanghai Clearing House, and Hong Kong Exchanges and Clearing Limited and Central Money markets Unit. This scheme allows foreign investors (including a Fund) to invest in the China interbank bond market ("CIBM") through connection between the related Mainland and Hong Kong financial infrastructure institutions. Bond Connect aims to enhance the efficiency and flexibility of investing in the CIBM. This is accomplished by easing the access requirements to enter the market, the use of the Hong Kong trading infrastructure to connect to CFETS, removal of the investment quota and bond settlement agent, all which are required to invest in the CIBM directly.

#### **Asset Segregation**

Under Bond Connect, assets are distinctly segregated into three levels across the onshore and offshore central depositories ("CSD"). It is mandatory for investors using Bond Connect to hold their bonds in a segregated account at the offshore depository in the name of the end investor. Bond purchased through Bond Connect will be held onshore with the CCDC/SCH in a nominee structure in the name of the CMU. Investors will be the beneficial owners of the bonds via a segregated account structure in the CMU in Hong Kong.

#### **Trading Link**

Participants to Bond Connect register with trading platforms including Tradeweb and Bloomberg, the Bond Connect offshore electronic trading platforms which link directly into CFETS. These platforms will allow trading with designated onshore Bond Connect market makers using the Request for Quotation ("RFQ") protocol. The designated bond connect market makers provide tradable prices through CFETS. The quote will include the full amount with the clean price, yield to maturity and effective period for the response. The market makers can decline to respond to the RFQ and can decline, amend or withdraw the quote as long as it hasn't been accepted by the potential buyer. Upon acceptance of the quote by the potential buyer, all other quotes automatically become invalid. CFETS will then generate a trade confirmation on which the market maker, buyers, CFETS and depository will use to process the settlement.

## **Transaction Flow for Settlement Process and Link**

Settlement is effected via the settlement link between the CMU in Hong Kong and CCDC in the PRC. For delivery versus payment transactions:

- Settlement instruction must be matched and affirmed in the CCDC system by 10:00 Hong Kong time. Securities are earmarked for the transaction and blocked by the CCDC system.
- Mainland China trading counterparty (the buyer) pays the settlement cash proceeds to CMU by 13:00 Hong Kong time.
- After 17:00 Hong Kong time upon confirmation from CMU that funds have been received, CCDC will deliver the securities to the mainland China bond dealers. This triggers CMU to transfer the settlement cash proceeds to the sub-custodians for further credit to Global Custodian's account.

## **Profile of a Typical Investor**

A typical investor has a long term investment horizon and is prepared to accept a moderate level of volatility. This is not a guide to the future volatility of the Jupiter Strategic Absolute Return Bond Fund and may move over time. Investors may also refer to the KIID for the most up-to-date SRRI measurement of volatility.

## **Investment Manager**

The Investment Manager of the Jupiter Strategic Absolute Return Bond Fund is Jupiter Investment Management Limited.

## **Base Currency**

The Base Currency is USD for the Jupiter Strategic Absolute Return Bond Fund.

## **Business Day**

In respect of the Jupiter Strategic Absolute Return Bond Fund, means a day (excluding Saturdays and Sundays) on which banks and stock exchanges are open for business both in Dublin and in London.

## **Dealing Day**

Means in respect of the Jupiter Strategic Absolute Return Bond Fund every Business Day or such other days as the Directors may determine and provided that there shall be at least one Dealing Day each fortnight.

## **Classes of Shares**

The Classes of Shares in the Jupiter Strategic Absolute Return Bond Fund are distinguished principally on the basis of the initial charge, the redemption charge, the contingent deferred sales charge and the management and distribution fees applicable to them.

Class C2, L, LA and N Shares are offered primarily as an investment to Retail Investors. Investors wishing to purchase Class C2, L, LA and N Shares should do so via their financial intermediary.

Commencing from the Effective Date (as defined below), Class C2 Shares, whether purchased before or after the Effective Date, will automatically convert into Shares in the corresponding Class L Shares upon the expiry of 2 years from the date of the initial subscription into the Class C2 Shares. The Effective Date for these purposes shall be 31 March, 2017 or such later date as is required in order to implement the relevant enhancements necessary to process the automatic conversion.

Class F2 Shares may be offered in certain limited circumstances to Institutional Investors or distributors and platforms who have separate fee arrangements with their clients, and who in the Investment Manager's reasonable opinion are able to subscribe an amount in excess of the investment minimum as set out below. This may include Retail Investors who invest via their UK platforms and independent

financial advisers whose business is not eligible for commission. Class F1 Shares may be offered in certain limited circumstances to Institutional Investors or distributors and platforms who have separate fee arrangements with their clients, and who in the Investment Manager's reasonable opinion are able to subscribe an amount in excess of the investment minimum as set out below.

The Jupiter Strategic Absolute Return Bond Fund does not intend to issue more than \$200,000,000 (or its currency equivalent) of Class F1 and Class F2 Shares, however the Directors may, in their sole and absolute discretion, increase this limit.

Class I Shares may be offered in certain limited circumstances to Institutional Investors or distributors and platforms who have separate fee arrangements with their clients, and who in the Investment Manager's reasonable opinion are able to subscribe an amount in excess of the investment minimum as set out below. With regard to MiFID distributors, Class I Shares will be available to those providing portfolio management or independent investment advice as defined by the MiFID II Directive and those providing non independent advice who have a separate fee arrangement with their clients under which they have agreed not to receive and retain inducements.

Class U1 Shares are only available to investors who in the Manager or Investment Manager's reasonable opinion are able to subscribe an amount in excess of the investment minimum as set out below and who have agreed specific terms of business with the Manager or Investment Manager. With regard to MiFID distributors, Class U1 Shares will be available to those providing portfolio management or independent investment advice as defined by the MiFID II Directive and those providing non independent advice who have a separate fee arrangement with their clients under which they have agreed not to receive and retain inducements.

Class U2 Shares are offered only as an investment through designated financial intermediaries who have agreed specific terms of business with the Investment Manager. With regard to MiFID distributors, Class U2 Shares will be available to those providing portfolio management or independent investment advice as defined by the MiFID II Directive and those providing non independent advice who have a separate fee arrangement with their clients under which they have agreed not to receive and retain inducements.

Class U3 Shares are offered only as an investment through designated financial intermediaries who have agreed specific terms of business with the Investment Manager and/or investors who in the Investment Manager's reasonable opinion are able to subscribe an amount in excess of the investment minimum as set out in the relevant Supplement for each Fund. With regard to MiFID distributors, Class U3 Shares will be available to those providing portfolio management or independent investment advice as defined by the MiFID II Directive and those providing non independent advice who have a separate fee arrangement with their clients under which they have agreed not to receive and retain inducements.

Class X Shares are only available to investors who have agreed specific terms of business with the Manager or Investment Manager under which Management Fees will be collected directly from the investor. The Class X is not yet available for subscription.

### **Initial Offer Period and Subscription Price**

The Initial Offer Period for any Class of Shares in the Jupiter Strategic Absolute Return Bond Fund which is available but not yet launched will close on 21 March 2024. The initial offer period in respect of any new class of Shares may be shortened or extended by the Directors. The Central Bank will be notified in advance of any extension if subscriptions for Shares have been received and otherwise on an annual basis.

The initial subscription price of each Class of Shares during the Initial Offer Period shall be, depending on the denomination of the Share Class, CHF 10.00, EUR 10.00, GBP 10.00, USD 10.00, SEK 10.00, JPY 1,000.00.

## Fees and Expenses

### Management Fee, Initial Charge, Redemption Fee, Distribution Fee and Minimum Investment and Holding Amounts

The amount of the fees for each of the various Classes of Shares of the Jupiter Strategic Absolute Return Bond Fund is set out below and is expressed as a percentage per annum of the Net Asset Value of each Class of Share in the Jupiter Strategic Absolute Return Bond Fund.

| Class                              | Currency | Minimum Initial Investment | Minimum Subsequent Investment | Minimum Holding Requirement | Initial Charge | Management Fee | Redemption Fee | Distribution Fee | Performance Fee                 |
|------------------------------------|----------|----------------------------|-------------------------------|-----------------------------|----------------|----------------|----------------|------------------|---------------------------------|
| <b>L (USD) Accumulation</b>        | USD      | USD 500                    | USD 250                       | USD 500                     | Up to 5.00%    | 0.80%          | Nil            | Nil              | 10% above the Hurdle Rate below |
| <b>L (EUR) Hedged Accumulation</b> | EUR      | EUR 500                    | EUR 250                       | EUR500                      | Up to 5.00%    | 0.80%          | Nil            | Nil              | 10% above the Hurdle Rate below |
| <b>L (GBP) Hedged Accumulation</b> | GBP      | GBP 500                    | GBP 250                       | GBP 500                     | Up to 5.00%    | 0.80%          | Nil            | Nil              | 10% above the Hurdle Rate below |
| <b>L (CHF) Hedged Accumulation</b> | CHF      | CHF 500                    | CHF 250                       | CHF 500                     | Up to 5.00%    | 0.80%          | Nil            | Nil              | 10% above the Hurdle Rate below |
| <b>L (SEK) Hedged Accumulation</b> | SEK      | SEK 500                    | SEK 250                       | SEK 500                     | Up to 5.00%    | 0.80%          | Nil            | Nil              | 10% above the Hurdle Rate below |
| <b>LA (USD) Accumulation</b>       | USD      | USD 1,000                  | USD 500                       | USD 1,000                   | Up to 5.00%    | 1.3%           | Nil            | Nil              | Nil                             |
| <b>C (USD) Accumulation</b>        | USD      | USD 1,000                  | USD 500                       | USD 500                     | Up to 1.00%    | 0.80%          | Nil            | Up to 1.50%      | 10% above the Hurdle Rate below |

|   |     |               |             |               |              |       |     |          |                                 |
|---|-----|---------------|-------------|---------------|--------------|-------|-----|----------|---------------------------------|
| <b>C2 (USD)<br/>Accumulation</b>        | USD | USD 1,000     | USD 500     | USD 500       | Up to 0.50 % | 0.80% | Nil | Up to 1% | 10% above the Hurdle Rate below |
| <b>F1 (USD)<br/>Accumulation</b>        | USD | USD 10,000    | USD 5,000   | USD 5,000     | Nil          | 0.50% | Nil | Nil      | Nil                             |
| <b>F1 (EUR)<br/>Hedged Accumulation</b> | EUR | EUR 10,000    | EUR 5,000   | EUR 5,000     | Nil          | 0.50% | Nil | Nil      | Nil                             |
| <b>F2 (GBP)<br/>Hedged Accumulation</b> | GBP | GBP 10,000    | GBP 5,000   | GBP 5,000     | Nil          | 0.50% | Nil | Nil      | Nil                             |
| <b>F2 (GBP)<br/>Hedged Income</b>       | GBP | GBP 10,000    | GBP 5,000   | GBP 5,000     | Nil          | 0.50% | Nil | Nil      | Nil                             |
| <b>I (GBP)<br/>Hedged Accumulation</b>  | GBP | GBP 1,000,000 | GBP 100,000 | GBP 1,000,000 | Nil          | 0.40% | Nil | Nil      | 10% above the Hurdle Rate below |
| <b>I (EUR)<br/>Hedged Accumulation</b>  | EUR | EUR 1,000,000 | EUR 100,000 | EUR 1,000,000 | Nil          | 0.40% | Nil | Nil      | 10% above the Hurdle Rate below |
| <b>I (USD)<br/>Accumulation</b>         | USD | USD 1,000,000 | USD 100,000 | USD 1,000,000 | Nil          | 0.40% | Nil | Nil      | 10% above the Hurdle Rate below |
| <b>I (CHF)<br/>Hedged Accumulation</b>  | CHF | CHF 1,000,000 | CHF 100,000 | CHF 1,000,000 | Nil          | 0.40% | Nil | Nil      | 10% above the Hurdle Rate below |



|   |     |                    |                   |                    |             |       |     |          |  |
|---|-----|--------------------|-------------------|--------------------|-------------|-------|-----|----------|--|
| <b>I (SEK)<br/>Hedged<br/>Accumulation</b>  | SEK | SEK<br>1,000,000   | SEK<br>100,000    | SEK<br>1,000,000   | Nil         | 0.40% | Nil | Nil      | 10%<br>above<br>the<br>Hurdle<br>Rate<br>below |
| <b>I (JPY)<br/>Hedged<br/>Accumulation</b>  | JPY | JPY<br>100,000,000 | JPY<br>10,000,000 | JPY<br>100,000,000 | Nil         | 0.40% | Nil | Nil      | 10%<br>above<br>the<br>Hurdle<br>Rate<br>below |
| <b>N (USD)<br/>Accumulation</b>             | USD | USD 1,000          | USD 500           | USD 500            | Up to<br>3% | 0.80% | Nil | Up to 1% | 10%<br>above<br>the<br>Hurdle<br>Rate<br>below |
| <b>L2 (USD)<br/>Accumulation</b>            | USD | USD<br>5,000,000   | USD<br>2,500,000  | USD<br>2,500,000   | Nil         | 0.70% | Nil | Nil      | Nil  |
| <b>L2 (GBP)<br/>Hedged<br/>Accumulation</b> | GBP | GBP<br>5,000,000   | GBP<br>2,500,000  | GBP<br>2,500,000   | Nil         | 0.70% | Nil | Nil      | Nil  |
| <b>L2 (EUR)<br/>Hedged<br/>Accumulation</b> | EUR | EUR<br>5,000,000   | EUR<br>2,500,000  | EUR<br>2,500,000   | Nil         | 0.70% | Nil | Nil      | Nil  |
| <b>U1 (USD)<br/>Accumulation</b>            | USD | USD<br>25,000,000  | USD<br>2,500,000  | USD<br>25,000,000  | Nil         | 0.36% | Nil | Nil      | 10%<br>above<br>the<br>Hurdle<br>Rate<br>below |
| <b>U1 (EUR)<br/>Hedged<br/>Accumulation</b> | EUR | EUR<br>25,000,000  | EUR<br>2,500,000  | EUR<br>25,000,000  | Nil         | 0.36% | Nil | Nil      | 10%<br>above<br>the<br>Hurdle<br>Rate<br>below |
| <b>U1 (GBP)<br/>Hedged<br/>Accumulation</b> | GBP | GBP<br>25,000,000  | GBP<br>2,500,000  | GBP<br>25,000,000  | Nil         | 0.36% | Nil | Nil      | 10%<br>above<br>the<br>Hurdle<br>Rate<br>below |
| <b>U1 (SEK)<br/>Hedged</b>                  | SEK | SEK<br>250,000,000 | SEK<br>25,000,000 | SEK<br>250,000,000 | Nil         | 0.36% | Nil | Nil      | 10%<br>above<br>the                            |

|                                     |     |                 |                |                 |     |       |     |     |                                 |
|-------------------------------------|-----|-----------------|----------------|-----------------|-----|-------|-----|-----|---------------------------------|
| <b>Accumulation</b>                 |     |                 |                |                 |     |       |     |     | Hurdle Rate below               |
| <b>U2 (USD) Accumulation</b>        | USD | USD 50,000,000  | USD 5,000,000  | USD 50,000,000  | Nil | 0.32% | Nil | Nil | 10% above the Hurdle Rate below |
| <b>U2 (EUR) Hedged Accumulation</b> | EUR | EUR 50,000,000  | EUR 5,000,000  | EUR 50,000,000  | Nil | 0.32% | Nil | Nil | 10% above the Hurdle Rate below |
| <b>U2 (GBP) Hedged Accumulation</b> | GBP | GBP 50,000,000  | GBP 5,000,000  | GBP 50,000,000  | Nil | 0.32% | Nil | Nil | 10% above the Hurdle Rate below |
| <b>U2 (SEK) Hedged Accumulation</b> | SEK | SEK 500,000,000 | SEK 50,000,000 | SEK 500,000,000 | Nil | 0.32% | Nil | Nil | 10% above the Hurdle Rate below |
| <b>U3 (EUR) Hedged Accumulation</b> | EUR | EUR 75,000,000  | EUR 7,500,000  | EUR 75,000,000  | Nil | 0.25% | Nil | Nil | 10% above the Hurdle Rate below |
| <b>U3 (GBP) Hedged Accumulation</b> | GBP | GBP 75,000,000  | GBP 7,500,000  | GBP 75,000,000  | Nil | 0.25% | Nil | Nil | 10% above the Hurdle Rate below |
| <b>U3 (USD) Accumulation</b>        | USD | USD 75,000,000  | USD 7,500,000  | USD 75,000,000  | Nil | 0.25% | Nil | Nil | 10% above the Hurdle Rate below |
| <b>U3 (SEK) Hedged Accumulation</b> | SEK | SEK 750,000,000 | SEK 75,000,000 | SEK 750,000,000 | Nil | 0.25% | Nil | Nil | 10% above the Hurdle Rate below |

|                                    |     |                |                |                |     |     |     |     |            |
|------------------------------------|-----|----------------|----------------|----------------|-----|-----|-----|-----|------------|
|                                    |     |                |                |                |     |     |     |     | Rate below |
| <b>X (GBP) Hedged Accumulation</b> | GBP | GBP 20,000,000 | GBP 10,000,000 | GBP 10,000,000 | Nil | Nil | Nil | Nil | Nil        |

A detailed summary of each of the fees and expenses of the Jupiter Strategic Absolute Return Bond Fund and the Company is set out in the section of the Prospectus headed “**Fees and Expenses**”.

For further details on the subscription, repurchase, transfer or conversion of Shares in the Jupiter Strategic Absolute Return Bond Fund please refer to the section of the Prospectus headed “**Subscriptions, Repurchases and Dealings in Shares**”.

### **Performance Fee**

With respect to the Jupiter Strategic Absolute Return Bond Fund, the Investment Manager may be entitled to a performance fee out of the Jupiter Strategic Absolute Return Bond Fund’s assets. The Performance Fee is applicable to all Share Classes with the exception of: Class X, Class F1, Class F2, Class L2 and Class LA.

The Performance Fee will be calculated and accrued daily and will be payable annually in arrears in respect of each Performance Period (“**Performance Period of the Jupiter Strategic Absolute Return Bond Fund**”). A Performance Period of the **Jupiter Strategic Absolute Return Bond Fund** will comprise of each successive twelve month period ending on 31 December. The Performance Fee (if any), will crystallise, become payable and will be credited to the Investment Manager at the end of each Performance Period. The Performance Fee is normally payable to the Investment Manager annually in arrears within 15 calendar days of the end of each Performance Period. In addition, if a Shareholder repurchases or converts all or part of their Shares before the end of a Performance Period, any accrued Performance Fee with respect to such Shares will crystallise on that Dealing Day and will then become immediately payable.

If a Share is repurchased or converted at any time other than at the end of a Performance Period, the Performance Fee attributable to such Share could be different from the Performance Fee that would be payable if such Share was not repurchased or converted until the end of the relevant Performance Period.

The Performance Fees are calculated with reference to an adjusted average number of Shares in issue during the relevant Performance Period. The Performance Fee as at the end of each Performance Period of the Jupiter Strategic Absolute Return Bond Fund shall be equal in aggregate to 10 per cent. of the amount by which any increase in the Net Asset Value per Share of each Class during the Performance Period of the Jupiter Strategic Absolute Return Bond Fund exceeds the “Hurdle Rate”, subject to the Net Asset Value High Water Mark (as defined below), multiplied by the adjusted average number of total Shares in issue of each Class on each Dealing Day during the Performance Period of the Jupiter Strategic Absolute Return Bond Fund. The adjusted average number of Shares takes account of repurchases, conversions and subscriptions occurring during the relevant Performance Period.

The Hurdle Rate will be the average (1) Sterling Overnight Interbank Average Rate for the GBP Share Classes, (2) Euro Short-term Rate (€STR) for the EUR Share Classes, (3) Federal Funds Effective Overnight Rate for the USD Share Classes, (4) Swiss Average Overnight Rate for the CHF Share Classes, (5) Riksbank Repo Rate for the SEK Share Classes, (6) Japan Tokyo Overnight Average Rate TONAR for the JPY Share Classes for the relevant Class currency during the Performance Period of the Jupiter Strategic Absolute Return Bond Fund.

As outlined in the ‘Investment Approach’ section above, the relevant Hurdle Rate is also used as a cash benchmark for performance measurement purposes. Information on the Jupiter Strategic Absolute

Return Bond Fund's past performance measured against the cash Benchmark is included in the relevant KIID.

The initial issue price as set out above in the section of the Supplement headed "**Initial Offer Period and Subscription Price**" was the starting price for the calculation of the first performance fee payable of any share class to which a performance fee is applicable. The first Performance Period for each new share class will begin on the date on which the first shares of the class are issued and will end on 31 December of the same year.

Calculation of the Net Asset Value per Share of each Class for Performance Fee purposes is net of all costs but no deduction will be made on account of Performance Fees accrued in the Performance Period of the Jupiter Strategic Absolute Return Bond Fund, unless it is in the best interests of Shareholders to do so and any net income distributed to Shareholders in respect of the Performance Period for the Jupiter Strategic Absolute Return Bond Fund is added back.

The Performance Fee is only payable when the increase in the Net Asset Value of each Class exceeds the Hurdle Rate accrued during the relevant Performance Period. If, during a performance fee period, the performance of the Shares does not exceed the Hurdle Rate, no Performance Fee is payable.

All Performance Fee payments shall be subject to the restriction that in paying/accruing a Performance Fee, the Net Asset Value per Share of each Class at the relevant Performance Period of the Jupiter Strategic Absolute Return Bond Fund shall not be less than the Net Asset Value per Share Class on the last day that a Performance Fee was paid (or the initial subscription price if higher) (the "**Net Asset Value High Water Mark**"). The Performance Fee is only payable on the increase in the Net Asset Value per Share of each Class during the Performance Period of the Jupiter Strategic Absolute Return Bond Fund over the Net-Asset Value High Water Mark and the relevant Hurdle Rate during the Performance Period of the Jupiter Strategic Absolute Return Bond Fund.

The amount of the Performance Fee will be calculated by the Administrator. The calculation of the Performance Fee shall be verified by the Depositary and, as a result, it is not anticipated to be open to the possibility of manipulation.

The calculation of the Performance Fee shall also be reviewed by the Auditors as part of the annual audit of the Company.

The Investment Manager may, at its discretion, waive the Performance Fee payable in respect of a Performance Period of the Jupiter Strategic Absolute Return Bond Fund.

**Performance Fees are payable on net realised and net unrealised gains and losses as at the end of each Performance Period of the Jupiter Strategic Absolute Return Bond Fund and as a result, Performance Fees may be paid on unrealised gains which may subsequently never be realised.**

Performance Fees may be payable on net realised and net unrealised gains and losses attributable to both the performance of the Investment Manager and market movements in general.

The methodology used in calculating the Performance Fee will impact Shareholders differently in relation to the payment of Performance Fees (with some Shareholders paying disproportionately higher Performance Fees in certain circumstances) and may also result in certain Shareholders having more of their capital at risk at any time than others (as no equalisation methodology is employed in respect of the Performance Fee calculation).

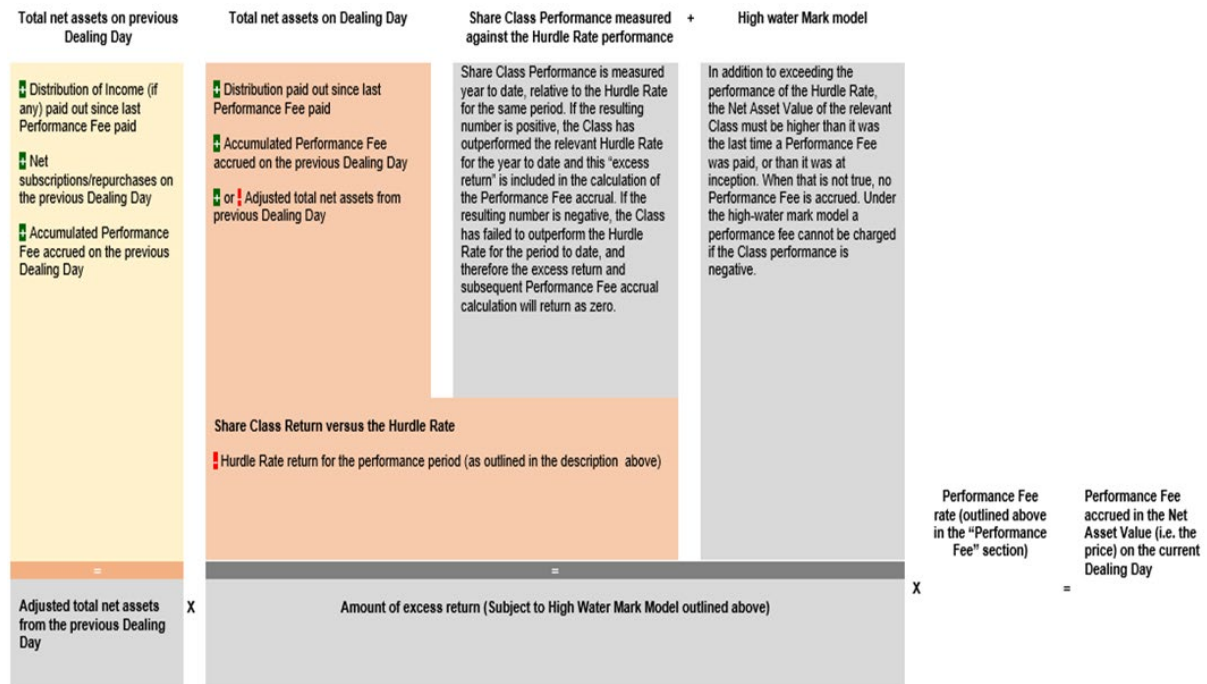
A detailed summary of each of the fees and expenses of the Jupiter Strategic Absolute Return Bond Fund and the Company is set out in the section of the Prospectus headed "**Fees and Expenses**".

For further details on the subscription, repurchase, transfer or conversion of Shares in the Jupiter Strategic Absolute Return Bond Fund please refer to the section of the Prospectus headed "**Subscriptions, Repurchases and Dealings in Shares**".

#### **Performance Fee Calculation Breakdown**

In addition to the relevant Management Fee, the Investment Manager will be entitled to a Performance Fee in respect of the relevant Classes. The following details and examples are included for information purposes only.

### Performance Fee Daily Calculation



### Performance Fee – Examples

Please note that examples are illustrative only and are not intended to reflect any actual past performance or potential future performance. This example assumes that an investment of \$100,000 is made on the first day of the calendar year in one of the relevant Performance Fee Classes, which attracts a Performance Fee of 10%. The initial NAV per Share is calculated as \$10 (the initial High-Water Mark), and the number of shares remain unchanged.

|        | Number of shares | NAV Per Share | Share Class Return (Net of fees) | Hurdle Rate Return | Out/ Underperformance | Performance Fee Charged Per Share | Above High-water Mark | NAV at End of Year |
|--------|------------------|---------------|----------------------------------|--------------------|-----------------------|-----------------------------------|-----------------------|--------------------|
| Year 1 | 10,000           | \$10.00       | 5%                               | 8%                 | -3%                   | \$0                               | Y                     | \$10.50            |
| Year 2 | 10,000           | \$10.50       | 15%                              | 10%                | 5%                    | \$0.053                           | Y                     | \$12.02            |
| Year 3 | 10,000           | \$12.02       | -1%                              | 10%                | -11%                  | \$0                               | N                     | \$11.90            |

**Year 1** Class outperforms the the Net Asset Value High Water Mark (has positive absolute performance) but not the Hurdle Rate (i.e please see "Out/ Underperformance" in the table above). No Performance Fee payable;

**Year 2** Class goes from underperforming the Hurdle Rate to outperforming it (i.e. the class has outperformed the Hurdle Rate, please see “Out/ Underperformance” in the table above); while also remaining above the Net Asset Value High Water Mark. Performance Fee payable; a new Performance Period begins.

**Year 3** Class outperforms the Net Asset Value High Water Mark and the Hurdle Rate for the first half of the year, but falls below both by the end of that year (i.e. the class has underperformed, please see “Out/ Underperformance” and “Above High-water Mark” in the table above). No Performance Fee payable; Note: During the first half of year 3, as the Class is currently outperforming the Net Asset Value High Water Mark and the Hurdle Rate a Performance Fee is being accrued in the Net Asset Value, therefore if any Shares are repurchased or converted during this period, any accrued Performance Fee with respect to such Shares will crystallise on that Dealing Day and will then become immediately payable.

### Distribution Policy

The Directors intend to declare a dividend in respect of the Classes of Shares of the Jupiter Strategic Absolute Return Bond Fund set out in the table below (the “**Distributing Share Classes**”).

The Directors intend to declare dividends in accordance with the distribution frequency set out in the table below. Dividends that are declared yearly will be declared on 31 December; dividends that are declared half-yearly will be declared on 30 June and 31 December; dividends that are declared quarterly will be declared on 31 March, 30 June, 30 September and 31 December; and dividends that are declared monthly will be declared on the last Business Day of each month.

| <b>CLASS</b>                 | <b>Distribution Frequency</b> |
|------------------------------|-------------------------------|
| Class F2 (GBP) Hedged Income | Quarterly                     |

It is the intention of the Directors that dividends will be paid from the Jupiter Strategic Absolute Return Bond Fund’s net income.

For Share Classes that are not Distributing Share Classes, the Jupiter Strategic Absolute Return Bond Fund’s income and capital gains will be reinvested in accordance with the investment objectives and investment policies of the Jupiter Strategic Absolute Return Bond Fund.

### Contingent Deferred Sales Charge

A contingent deferred sales charge may be payable on the repurchase of the Class C2 Shares of the Jupiter Strategic Absolute Return Bond Fund. The amount of the contingent deferred sales charge payable will depend on the length of time between the date the Shares were purchased and their repurchase at the rates set out below.

| <b>Years since purchase</b> | <b>Contingent deferred sales charge as a percentage of the subscription price paid</b> | <b>Contingent deferred sales charge as a percentage of the subscription price paid</b> |
|-----------------------------|--|--|
|                             | <b>Class C Shares</b>  | <b>Class C2 Shares</b>   |
| 0 - 1                       | 1.00%  | 2.00%  |
| 1 - 2                       | Nil  | 1.00%  |
| 2 - 3                       | Nil  | Nil  |
| 3 - 4                       | Nil  | Nil  |
| 4 and thereafter            | Nil  | Nil  |

### Risk Factors

The attention of investors is drawn to the sections of the Prospectus headed “**Financial Derivative Instruments**” and “**Risk Factors**”.

## **Risks Associated with China Interbank Bond Market and Bond Connect**

Market volatility and potential lack of liquidity due to low trading volume of certain debt securities in the CIBM may result in prices of certain debt securities traded on such market fluctuating significantly. A Fund investing in the CIBM is therefore subject to liquidity and volatility risks. The bid and offer spreads of the prices of such debt securities may be large, and a Fund may therefore incur significant trading and realisation costs and may even suffer losses when selling such debt securities.

To the extent that a Fund transacts in the CIBM, the Fund may also be exposed to risks associated with settlement procedures and default of counterparties. The counterparty which has entered into a transaction with a Fund may default in its obligation to settle the transaction by delivery of the relevant security or by payment for value.

For investments via Bond Connect, the relevant filings, registration with the People's Bank of China and account opening have to be carried out via an onshore settlement agent, offshore custody agent, registration agent or other third parties (as the case may be). As such, a Fund is subject to the risks of default or errors on the part of such third parties.

Trading through Bond Connect is performed through newly developed trading platforms and operational systems.

There is no assurance that such systems will function properly or will continue to be adapted to changes and developments in the market. In the event that the relevant systems fail to function properly, trading through Bond Connect may be disrupted. A Fund's ability to trade through Bond Connect (and hence to pursue its investment strategy) may therefore be adversely affected. In addition, where a Fund invests in the CIBM through Bond Connect, it may be subject to risks of delays inherent in the order placing and/or settlement systems.

Investing in the CIBM is also subject to regulatory risks. The relevant rules and regulations on investment in the CIBM are subject to change which may have potential retrospective effect. In the event that the relevant mainland Chinese authorities suspend account opening or trading on the CIBM, a Fund's ability to invest in the CIBM will be limited and, after exhausting other trading alternatives, a Fund may suffer substantial losses as a result. Reforms or changes in macro-economic policies, such as the monetary and tax policies might affect interest rates. Consequently, the price and the yield of the bonds held in a Fund could also be affected.

### *Clearing and Settlement Risk*

CMU and CCDC have established the clearing links and each has become a participant of the other to facilitate clearing and settlement of cross-boundary trades. For cross-boundary trades initiated in a market, the clearinghouse of that market will on one hand clear and settle with its own clearing participants, and on the other hand undertake to fulfil the clearing and settlement obligations of its clearing participants with the counterparty clearing house.

As the national central counterparty of the PRC's securities market, CCDC operates a comprehensive network of clearing, settlement and bond holding infrastructure. CCDC has established a risk management framework and measures that are approved and supervised by the People's Bank of China ("PBOC"). The chances of CCDC default are considered to be remote. In the remote event of a CCDC default, CMUs liabilities in Bond Connect bonds under its market contracts with clearing participants will be limited to assisting clearing participants in pursuing their claims against CCDC. CMU should in good faith, seek recovery of the outstanding bonds and monies from CCDC through available legal channels or through CCDC's liquidation. In that event, the Fund may suffer delay in the recovery process or may not fully recover its losses from CCDC.

### *Regulatory Risk*

Bond Connect is a novel concept. The current regulations are untested and there is no certainty as to how they will be applied. In addition, the current regulations are subject to change which may have potential retrospective effects and there can be no assurance that Bond Connect will not be abolished. New regulations may be issued from time to time by the regulators in the PRC and Hong Kong in connection with operations, legal enforcement and cross border trades under Bond Connect. The Funds of the Company may be adversely affected as a result of such changes.

Reforms or changes in macro-economic policies, such as the monetary and tax policies might affect interest rates.

Consequently, the price and the yield of the bonds held in a Fund could also be affected.

#### *Conversion Risk*

A Fund, whose base currency is not RMB, may also be exposed to currency risk due to the need for the conversion into RMB for investments in CIBM bonds via Bond Connect. During any such conversion, the Funds of the Company may also incur currency conversion costs. The currency exchange rate may be subject to fluctuation and where RMB has depreciated, the Funds of the Company may incur a loss when it converts the sale proceeds of CIBM bonds into its base currency.

#### **Risk associated with Contingent Convertible Bonds**

CoCos are a form of hybrid subordinated debt security that absorb losses when the capital of the issuer falls below a certain level. Upon the occurrence of a predetermined event (known as a trigger event), contingent convertible bonds will be converted into shares of the issuing company (potentially at a discounted price as a result of the deterioration in the financial condition of the issuing company), or cause the permanent write-down to zero of the principal investment and/or accrued interest such that the principal amount invested may be lost on a permanent or temporary basis. As with other forms of subordinated debt securities, in the event of liquidation, dissolution or winding up of an issuer prior to a conversion having occurred, the rights and claims of the holders of CoCos against the issuer in respect of or arising under the terms of the CoCos shall generally rank junior to the claims of all holders of unsubordinated obligations of the issuer. In addition, if the CoCos are converted into the issuer's underlying equity securities following a conversion event, each holder will be subordinated due to their conversion from being the holder of a debt instrument to being the holder of an equity instrument. CoCos are risky and highly complex instruments. Coupon payments on CoCos are discretionary and may at times also be ceased or deferred by the issuer. Trigger events can vary but these could include the capital ratio of the issuing company falling below a certain level, or the share price of the issuer falling to a particular level for a certain period of time. In addition, CoCos are issued as perpetual instruments, callable at pre-determined levels only with the approval of the relevant regulatory authority. It cannot be assumed that the perpetual CoCos will be called on call date. Investors may not receive return of principal if expected on call date or indeed at any date. The value of CoCos is unpredictable and will be influenced by many factors including, without limitation (i) the creditworthiness of the issuer and/or fluctuations in such issuer's applicable capital ratios; (ii) supply and demand for the CoCos; (iii) general market conditions and available liquidity and (iv) economic, financial and political events that affect the issuer, its particular market or the financial markets in general.

#### **Material Contracts**

The following contract has been entered into and is, or may be, material in respect of the Jupiter Strategic Absolute Return Bond Fund:-

The Management and Distribution Agreement dated 31 October 2019 between the Company, the Manager and the Investment Manager.





---

## Jupiter Asset Management Series plc

---

An umbrella type open-ended investment company with variable capital and segregated liability between sub-funds and incorporated with limited liability under the laws of Ireland with registered number 271517, authorised by the Central Bank on 10 October 1997 as a UCITS, pursuant to the UCITS Regulations.

This Supplement contains information relating specifically to the Jupiter UK Alpha Fund (IRL), a sub-fund of Jupiter Asset Management Series plc (the "**Company**"), an open-ended umbrella fund with segregated liability between sub-funds.

**This Supplement forms part of and should be read in the context of and in conjunction with the Prospectus for the Company dated 30 November 2022 (the "Prospectus") which immediately precedes this Supplement and is incorporated herein.**

### Jupiter UK Alpha Fund (IRL)

30 November 2022

*Capitalised terms used herein shall have the meanings attributed to them in the Prospectus.*

The Directors of the Company whose names appear in the Prospectus under the heading "**Management and Administration**" accept responsibility for the information contained in this Supplement and the Prospectus. To the best of the knowledge and belief of the Directors (who have taken all reasonable care to ensure that such is the case) the information contained in this Supplement and in the Prospectus is in accordance with the facts and does not omit anything likely to affect the import of such information. The Directors accept responsibility accordingly.

**Shareholders of the Jupiter UK Alpha Fund (IRL) should note that all or a part of fees and expenses will be charged to the capital at a Fund or Share Class level. This will have the effect of lowering the capital value of your investment.**

## Investment Objective and Policies

The objective of the Jupiter UK Alpha Fund (IRL) is to seek to achieve capital appreciation.

The Jupiter UK Alpha Fund (IRL) seeks to achieve its objective through investment in a well-diversified portfolio of equities of predominantly UK issuers or of issuers established outside the UK which have a predominant proportion of their assets and/or business operations in the UK or securities listed on a UK exchange.

The securities in which the Jupiter UK Alpha Fund (IRL) may invest shall include ordinary shares or common stock, ADRs, GDRs, preference shares and warrants, provided that any investment in warrants shall not comprise more than 5 per cent of the Net Asset Value of the Jupiter UK Alpha Fund (IRL). The Jupiter UK Alpha Fund (IRL) will aim to achieve its investment objective by investing not less than 70% of its Net Asset Value directly in such securities.

Subject to the investment restriction 2.1 of Schedule III in the Prospectus, the securities will principally be listed, traded or dealt in on a Regulated Market in the UK, although up to 20 per cent of the Net Asset Value of the Jupiter UK Alpha Fund (IRL) may be invested in the securities of non-UK issuers at any one time and whose securities will be listed, traded or dealt in on any Regulated Market in the OECD.

The Jupiter UK Alpha Fund (IRL) may invest up to one third of its Net Asset Value for temporary defensive purposes in short-term securities such as commercial paper, bankers' acceptances, certificates of deposit and government securities issued by an OECD member country or by any supranational entity provided that the foregoing securities are denominated in Sterling and, subject to the investment restriction 2.1 of Schedule III in the Prospectus, are listed, traded or dealt in on a Regulated Market in an OECD member country and are rated at least Investment Grade.

The Jupiter UK Alpha Fund (IRL) may invest up to 10 per cent of its Net Asset Value in open ended collective investment schemes whose objective is to invest in any of the foregoing. Investment in collective investment schemes shall include both UCITS and alternative investment funds. In particular, any investment in open-ended alternative investment funds will be subject to Regulation 114(6) of the Central Bank (Supervision and Enforcement) Act 2013 (Section 48(1)) (Undertakings for Collective Investment in Transferable Securities) Regulations 2019 (the "Central Bank UCITS Regulations").

The Jupiter UK Alpha Fund (IRL) may employ investment techniques and instruments which may be exchange-traded or over-the-counter derivatives, such as futures (such as currency future contracts), options, options on futures, forward settled transactions, convertible securities, hybrid securities, structured notes, credit default swaps and swap agreements. Such derivative instruments may be used for (i) hedging purposes and/or (ii) efficient portfolio management subject to the conditions and within the limits from time to time laid down by the Central Bank.

Currency futures contracts may be used to hedge against market risk. Forward contracts may be used to hedge against currency movements and provide currency risk management. Call options may be used to hedge against an increase in the price of securities or other investments that the Jupiter UK Alpha Fund (IRL) intends to purchase. Put options may be used by the Jupiter UK Alpha Fund (IRL) to hedge against a decrease in the market generally or to hedge against the price of securities or other investments held by the Jupiter UK Alpha Fund (IRL). Swaps may be used to hedge existing long positions and to hedge against changes in currency rates or securities' prices. Forward foreign exchange transactions may be used to reduce the risk of adverse market changes in exchange rates. Credit default swaps may be used to isolate and transfer the exposure to or transfer the credit risk associated with a reference asset. The Jupiter UK Alpha Fund (IRL) may enter into swap agreements with respect to currencies, interest rates and security indices, using these techniques for efficient portfolio management purposes to hedge against changes in interest rates, currency rates or securities' prices. Futures may be used to hedge the investments of the Jupiter UK Alpha Fund (IRL). Futures may also be used to equitise cash balances, both pending investment of a cash flow and with respect to fixed cash targets.

The Jupiter UK Alpha Fund (IRL) will use the commitment approach methodology to accurately measure, monitor and manage the "leverage" effect produced by the use of financial derivative

instruments. Where the commitment approach is used to calculate the leverage of the Jupiter UK Alpha Fund (IRL) the level of leverage will not exceed 100 per cent. of the Jupiter UK Alpha Fund (IRL)'s Net Asset Value.

The Jupiter UK Alpha Fund (IRL) is denominated in Sterling.

### **Investment Approach**

The Jupiter UK Alpha Fund (IRL) is actively managed, which means the Investment Manager has freedom to select the investments in order to seek to achieve the investment objective of the Jupiter UK Alpha Fund (IRL). In seeking to achieve its investment objective, the Jupiter UK Alpha Fund (IRL) will aim to deliver a return, net of fees, greater than that of the FTSE All-Share Index (the “**Index**”) over rolling three year periods.

The Index represents the performance of all eligible companies listed on the London Stock Exchange.

The Jupiter UK Alpha Fund (IRL) maintains a concentrated portfolio which reflects the Investment Manager's highest conviction investment ideas. Extensive fundamental research is core to the Jupiter UK Alpha Fund (IRL)'s investment approach, alongside a top-down perspective of the macro-economic investment environment. Fundamental research identifies industry characteristics, companies' competitive position within it, balance sheet, profitability and cash-flow, alongside returns on capital. The Investment Manager uses this analysis to create a portfolio, comprising both growth and value orientated companies, which is expected to deliver future capital growth and generate alpha (i.e. the excess return sought by the Investment Manager over the Index).

The Index is a broad representation of the Jupiter UK Alpha Fund (IRL)'s investment universe. Although a large proportion of the Jupiter UK Alpha Fund (IRL)'s investments may be components of the Index, the Investment Manager does not seek to replicate the performance of the Index; it is seeking to deliver a return, net of fees, greater than the Index. In particular, the Jupiter UK Alpha Fund (IRL) may invest in companies which are not included in the Index and the stock selection and portfolio construction process, as set out above, mean that the number and weightings of the companies, industries, sectors and countries of the holdings of the Jupiter UK Alpha Fund (IRL) may diverge materially from the Index. Therefore, the risk and return profile of the Jupiter UK Alpha Fund (IRL) will likely be significantly different to that of the Index.

### **Sustainability Approach**

Material sustainability risks are integrated into the investment decision making process and risk management process. The active ownership approach considers material ESG factors (such as environmental, or social considerations) and principal adverse impacts on sustainability factors, which strengthen the assessment of the risks and opportunities that drive long-term value. These measures are believed to enhance investment decision making leading to better client outcomes.

These risks are considered through the investment process and form part of the ongoing monitoring of portfolio companies. The Investment Manager will utilise a combination of any of the following to meet these goals:

- i) Primary research;
- ii) Third party ESG risk data (including climate analysis and principal adverse impact data);
- iii) Proxy voting research;
- iv) Direct and collaborative engagement with companies and other investors / industry bodies; and
- v) Commitment to responsible investment codes.

There are no sustainability risk-related limits or ESG investment restrictions applicable to the Jupiter UK Alpha Fund (IRL) save for such restrictions as may arise in line with regulatory requirements. Low ranking or negative third-party scores from third party ESG providers will not automatically prohibit investment. The Investment Manager retains discretion to divest from or engage with a portfolio company when considering adverse sustainability risks or events. The above activities are conducted by the Investment Manager because it is responsible for the integration of sustainability risks within the

investment decision-making process. In the Investment Manager's view, the integration of material sustainability risks in the investment process informs investment decisions and contributes to stronger risk adjusted returns over the long-term. The assessment of the likely impact of sustainability risks on returns involves both quantitative and qualitative judgments. The outcomes in accordance with Jupiter's Responsible Investment Policy can be realised in the short term or achieved over multiple periods. Impacts may also be influenced by market conditions.

#### *Status under the Taxonomy Regulation*

Further to the Taxonomy Regulation, the investments underlying the Jupiter UK Alpha Fund (IRL) do not take into account the EU criteria for environmentally sustainable economic activities.

Please refer to the sections headed "Environmental, Social and Governance ("ESG") Investment Risk", "Sustainability Risk" and "The Sustainable Finance Disclosure Regulation" for further information.

#### **Profile of a Typical Investor**

A typical investor has a long term investment horizon and is prepared to accept a moderate to high level of volatility. This is not a guide to the future volatility of the Jupiter UK Alpha Fund (IRL) and may move over time. Investors may also refer to the KIID for the most up-to-date SRR1 measurement of volatility.

#### **Investment Manager**

The Investment Manager of the Jupiter UK Alpha Fund (IRL) is Jupiter Investment Management Limited.

#### **Base Currency**

The Base Currency is GBP/Sterling for the Jupiter UK Alpha Fund (IRL).

#### **Business Day**

In respect of the Jupiter UK Alpha Fund (IRL), means a day (excluding Saturdays, Sundays and public holidays) on which retail banks are open for business in Dublin and London.

#### **Dealing Day**

Means in respect of the Jupiter UK Alpha Fund (IRL) every Business Day or such other days as the Directors may determine and provided that there shall be at least one Dealing Day each fortnight.

#### **Classes of Shares**

The Classes of Shares in Jupiter UK Alpha Fund (IRL) are distinguished principally on the basis of the initial charge, the redemption charge, the contingent deferred sales charge and the management and distribution fees applicable to them.

Class C and L Shares are offered primarily as an investment to Retail Investors. Investors wishing to purchase Class C and L Shares should do so via their financial intermediary.

Class F Shares will be limited to Institutional Investors who subscribe for Shares during the Initial Offer Period subject to the minimum initial investment. After the Initial Offer Period for Class F Shares has ended, Class F Shares will be closed to further subscriptions and no Class F Shares will be issued or made available.

Class I Shares may be offered in certain limited circumstances to Institutional Investors or distributors and platforms who have separate fee arrangements with their clients, and who in the Investment Manager's reasonable opinion are able to subscribe an amount in excess of the investment minimum as set out below. With regard to MiFID distributors, Class I Shares will be available to those providing portfolio management or independent investment advice as defined by the MiFID II Directive and those providing non independent advice who have a separate fee arrangement with their clients under which they have agreed not to receive and retain inducements.

Class U1 Shares are only available to investors who in the Manager or Investment Manager's reasonable opinion are able to subscribe an amount in excess of the investment minimum as set out below and who have agreed specific terms of business with the Manager or Investment Manager. With regard to MiFID distributors, Class U1 Shares will be available to those providing portfolio management or independent investment advice as defined by the MiFID II Directive and those providing non independent advice who have a separate fee arrangement with their clients under which they have agreed not to receive and retain inducements.

Class U2 Shares are offered only as an investment through designated financial intermediaries who have agreed specific terms of business with the Investment Manager. With regard to MiFID distributors, Class U2 Shares will be available to those providing portfolio management or independent investment advice as defined by the MiFID II Directive and those providing non independent advice who have a separate fee arrangement with their clients under which they have agreed not to receive and retain inducements.

Class X Shares are only available to investors who have agreed specific terms of business with the Manager or Investment Manager under which Management Fees will be collected directly from the investor. The Class X is not yet available for subscription.

### **Initial Offer Period and Subscription Price**

The Initial Offer Period for any Class of Shares in the Jupiter UK Alpha Fund (IRL) which is available but not yet launched will close on 29 May 2023. The initial offer period in respect of any new class of Shares may be shortened or extended by the Directors. The Central Bank will be notified in advance of any extension if subscriptions for Shares have been received and otherwise on an annual basis.

The initial subscription price of each Class of Shares during the Initial Offer Period shall be, depending on the denomination of the Share Class, AUD 10.00, CHF 10.00, EUR 10.00, GBP 10.00, SGD 10.00, USD 10.00, RMB 10.00.

### **Fees and Expenses**

#### **Management Fee, Initial Charge, Redemption Fee, Distribution Fee and Minimum Investment and Holding Amounts**

The amount of the fees for each of the various Classes of Shares of the Jupiter UK Alpha Fund (IRL) is set out below and is expressed as a percentage per annum of the Net Asset Value of each Class of Share in the Jupiter UK Alpha Fund (IRL).

| <b>Class</b>                | <b>Currency</b> | <b>Minimum Initial Investment</b> | <b>Minimum Subsequent Investment</b> | <b>Minimum Holding Requirement</b> | <b>Initial Charge</b> | <b>Management Fee</b> | <b>Redemption Fee</b> | <b>Distribution Fee</b> |
|-----------------------------|-----------------|-----------------------------------|--------------------------------------|------------------------------------|-----------------------|-----------------------|-----------------------|-------------------------|
| <b>L (CHF) Accumulation</b> | CHF             | CHF 500                           | CHF 250                              | CHF 500                            | Up to 5.00%           | 1.50%                 | Nil                   | Nil                     |
| <b>L (USD) Accumulation</b> | USD             | USD 500                           | USD 250                              | USD 500                            | Up to 5.00%           | 1.50%                 | Nil                   | Nil                     |
| <b>L (EUR) Accumulation</b> | EUR             | EUR 500                           | EUR 250                              | EUR500                             | Up to 5.00%           | 1.50%                 | Nil                   | Nil                     |

|   |     |         |         |         |             |       |     |     |
|---|-----|---------|---------|---------|-------------|-------|-----|-----|
| <b>L (GBP)<br/>Accumul<br/>ation</b>            | GBP | GBP500  | GBP 250 | GBP 500 | Up to 5.00% | 1.50% | Nil | Nil |
| <b>L (CHF)<br/>Hedged<br/>Accumul<br/>ation</b> | CHF | CHF 500 | CHF 250 | CHF 500 | Up to 5.00% | 1.50% | Nil | Nil |
| <b>L (USD)<br/>Hedged<br/>Accumul<br/>ation</b> | USD | USD 500 | USD 250 | USD 500 | Up to 5.00% | 1.50% | Nil | Nil |
| <b>L (EUR)<br/>Hedged<br/>Accumul<br/>ation</b> | EUR | EUR 500 | EUR 250 | EUR500  | Up to 5.00% | 1.50% | Nil | Nil |
| <b>L (SGD)<br/>Hedged<br/>Accumul<br/>ation</b> | SGD | SGD 500 | SGD 250 | SGD 500 | Up to 5.00% | 1.50% | Nil | Nil |
| <b>L (AUD)<br/>Hedged<br/>Accumul<br/>ation</b> | AUD | AUD 500 | AUD 250 | AUD 500 | Up to 5.00% | 1.50% | Nil | Nil |
| <b>L (CHF)<br/>Hedged<br/>Income</b>            | CHF | CHF 500 | CHF 250 | CHF 500 | Up to 5.00% | 1.50% | Nil | Nil |
| <b>L (EUR)<br/>Hedged<br/>Income</b>            | EUR | EUR 500 | EUR 250 | EUR500  | Up to 5.00% | 1.50% | Nil | Nil |
| <b>L (USD)<br/>Hedged<br/>Income</b>            | USD | USD 500 | USD 250 | USD 500 | Up to 5.00% | 1.50% | Nil | Nil |
| <b>L (CHF)<br/>Income</b>                       | CHF | CHF 500 | CHF 250 | CHF 500 | Up to 5.00% | 1.50% | Nil | Nil |
| <b>L (EUR)<br/>Income</b>                       | EUR | EUR 500 | EUR 250 | EUR500  | Up to 5.00% | 1.50% | Nil | Nil |
| <b>L (GBP)<br/>Income</b>                       | GBP | GBP500  | GBP 250 | GBP 500 | Up to 5.00% | 1.50% | Nil | Nil |
| <b>L (USD)<br/>Income</b>                       | USD | USD 500 | USD 250 | USD 500 | Up to 5.00% | 1.50% | Nil | Nil |

|   |     |                  |                |                  |             |       |     |            |
|---|-----|------------------|----------------|------------------|-------------|-------|-----|------------|
| <b>L (RMB)<br/>Hedged<br/>Accumul<br/>ation</b> | RMB | RMB 500          | RMB 250        | RMB 500          | Up to 5.00% | 1.50% | Nil | Nil        |
| <b>C (USD)<br/>Hedged<br/>Accumul<br/>ation</b> | USD | USD 1,000        | USD 500        | USD 500          | Up to 1.00% | 1.50% | Nil | Up to 1.5% |
| <b>I (CHF)<br/>Accumul<br/>ation</b>            | CHF | CHF<br>1,000,000 | CHF<br>100,000 | CHF<br>1,000,000 | Nil         | 0.75% | Nil | Nil        |
| <b>I (CHF)<br/>Hedged<br/>Accumul<br/>ation</b> | CHF | CHF<br>1,000,000 | CHF<br>100,000 | CHF<br>1,000,000 | Nil         | 0.75% | Nil | Nil        |
| <b>I (CHF)<br/>Income</b>                       | CHF | CHF<br>1,000,000 | CHF<br>100,000 | CHF<br>1,000,000 | Nil         | 0.75% | Nil | Nil        |
| <b>I (CHF)<br/>Hedged<br/>Income</b>            | CHF | CHF<br>1,000,000 | CHF<br>100,000 | CHF<br>1,000,000 | Nil         | 0.75% | Nil | Nil        |
| <b>I (EUR)<br/>Accumul<br/>ation</b>            | EUR | EUR<br>1,000,000 | EUR<br>100,000 | EUR<br>1,000,000 | Nil         | 0.75% | Nil | Nil        |
| <b>I (EUR)<br/>Income</b>                       | EUR | EUR<br>1,000,000 | EUR<br>100,000 | EUR<br>1,000,000 | Nil         | 0.75% | Nil | Nil        |
| <b>I (USD)<br/>Accumul<br/>ation</b>            | USD | USD<br>1,000,000 | USD<br>100,000 | USD<br>1,000,000 | Nil         | 0.75% | Nil | Nil        |
| <b>I (USD)<br/>Income</b>                       | USD | USD<br>1,000,000 | USD<br>100,000 | USD<br>1,000,000 | Nil         | 0.75% | Nil | Nil        |
| <b>I (EUR)<br/>Hedged<br/>Income</b>            | EUR | EUR<br>1,000,000 | EUR<br>100,000 | EUR<br>1,000,000 | Nil         | 0.75% | Nil | Nil        |
| <b>I (USD)<br/>Hedged<br/>Income</b>            | USD | USD<br>1,000,000 | USD<br>100,000 | USD<br>1,000,000 | Nil         | 0.75% | Nil | Nil        |
| <b>I (EUR)<br/>Hedged<br/>Accumul<br/>ation</b> | EUR | EUR<br>1,000,000 | EUR<br>100,000 | EUR<br>1,000,000 | Nil         | 0.75% | Nil | Nil        |



|  |     |                    |                   |                   |          |        |     |          |
|--|-----|--------------------|-------------------|-------------------|----------|--------|-----|----------|
| <b>I (USD)<br/>Hedged<br/>Accumul<br/>ation</b>  | USD | USD<br>1,000,000   | USD<br>100,000    | USD<br>1,000,000  | Nil      | 0.75%  | Nil | Nil      |
| <b>F (GBP)<br/>Accumul<br/>ation</b>             | GBP | GBP<br>20,000,000  | GBP<br>10,000,000 | GBP<br>10,000,000 | Nil      | 0.525% | Nil | Nil      |
| <b>N (USD)<br/>Accumul<br/>ation</b>             | USD | USD 1,000          | USD 500           | USD 500           | Up to 3% | 1.50%  | Nil | Up to 1% |
| <b>N (USD)<br/>Hedged<br/>Accumul<br/>ation</b>  | USD | USD 1,000          | USD 500           | USD 500           | Up to 3% | 1.50%  | Nil | Up to 1% |
| <b>N (USD)<br/>Income<br/>Shares</b>             | USD | USD 1,000          | USD 500           | USD 500           | Up to 3% | 1.50%  | Nil | Up to 1% |
| <b>N (USD)<br/>Hedged<br/>Income</b>             | USD | USD 1,000          | USD 500           | USD 500           | Up to 3% | 1.50%  | Nil | Up to 1% |
| <b>I (GBP)<br/>Accumul<br/>ation</b>             | GBP | GBP<br>1,000,000   | GBP<br>100,000    | GBP<br>1,000,000  | Nil      | 0.75%  | Nil | Nil      |
| <b>I (GBP)<br/>Income</b>                        | GBP | GBP<br>1,000,000   | GBP<br>100,000    | GBP<br>1,000,000  | Nil      | 0.75%  | Nil | Nil      |
| <b>U1 (GBP)<br/>Accumul<br/>ation</b>            | GBP | GBP<br>100,000,000 | GBP<br>50,000,000 | GBP<br>50,000,000 | Nil      | 0.675% | Nil | Nil      |
| <b>U1 (EUR)<br/>Accumul<br/>ation</b>            | EUR | EUR<br>25,000,000  | EUR<br>2,500,000  | EUR<br>25,000,000 | Nil      | 0.675% | Nil | Nil      |
| <b>U1 (USD)<br/>Hedged<br/>Accumul<br/>ation</b> | USD | USD<br>25,000,000  | USD<br>2,500,000  | USD<br>25,000,000 | Nil      | 0.675% | Nil | Nil      |
| <b>U1 (EUR)<br/>Hedged<br/>Accumul<br/>ation</b> | EUR | EUR<br>25,000,000  | EUR<br>2,500,000  | EUR<br>25,000,000 | Nil      | 0.675% | Nil | Nil      |
| <b>U1 (USD)<br/>Accumul<br/>ation</b>            | USD | USD<br>25,000,000  | USD<br>2,500,000  | USD<br>25,000,000 | Nil      | 0.675% | Nil | Nil      |

|  |     |                   |                  |                   |     |        |     |     |
|--|-----|-------------------|------------------|-------------------|-----|--------|-----|-----|
| <b>U1 (EUR)<br/>Hedged<br/>Income</b>            | EUR | EUR<br>25,000,000 | EUR<br>2,500,000 | EUR<br>25,000,000 | Nil | 0.675% | Nil | Nil |
| <b>U1 (USD)<br/>Hedged<br/>Income</b>            | USD | USD<br>25,000,000 | USD<br>2,500,000 | USD<br>25,000,000 | Nil | 0.675% | Nil | Nil |
| <b>U1 (GBP)<br/>Income</b>                       | GBP | GBP<br>25,000,000 | GBP<br>2,500,000 | GBP<br>25,000,000 | Nil | 0.675% | Nil | Nil |
| <b>U1 (EUR)<br/>Income</b>                       | EUR | EUR<br>25,000,000 | EUR<br>2,500,000 | EUR<br>25,000,000 | Nil | 0.675% | Nil | Nil |
| <b>U1 (USD)<br/>Income</b>                       | USD | USD<br>25,000,000 | USD<br>2,500,000 | USD<br>25,000,000 | Nil | 0.675% | Nil | Nil |
| <b>U2 (GBP)<br/>Accumul<br/>ation</b>            | GBP | GBP<br>50,000,000 | GBP<br>5,000,000 | GBP<br>50,000,000 | Nil | 0.60%  | Nil | Nil |
| <b>U2 (USD)<br/>Accumul<br/>ation</b>            | USD | USD<br>50,000,000 | USD<br>5,000,000 | USD<br>50,000,000 | Nil | 0.60%  | Nil | Nil |
| <b>U2 (EUR)<br/>Accumul<br/>ation</b>            | EUR | EUR<br>50,000,000 | EUR<br>5,000,000 | EUR<br>50,000,000 | Nil | 0.60%  | Nil | Nil |
| <b>U2 (USD)<br/>Hedged<br/>Accumul<br/>ation</b> | USD | USD<br>50,000,000 | USD<br>5,000,000 | USD<br>50,000,000 | Nil | 0.60%  | Nil | Nil |
| <b>U2 (EUR)<br/>Hedged<br/>Accumul<br/>ation</b> | EUR | EUR<br>50,000,000 | EUR<br>5,000,000 | EUR<br>50,000,000 | Nil | 0.60%  | Nil | Nil |
| <b>U2 (GBP)<br/>Income</b>                       | GBP | GBP<br>50,000,000 | GBP<br>5,000,000 | GBP<br>50,000,000 | Nil | 0.60%  | Nil | Nil |
| <b>U2 (USD)<br/>Income</b>                       | USD | USD<br>50,000,000 | USD<br>5,000,000 | USD<br>50,000,000 | Nil | 0.60%  | Nil | Nil |
| <b>U2 (EUR)<br/>Income</b>                       | EUR | EUR<br>50,000,000 | EUR<br>5,000,000 | EUR<br>50,000,000 | Nil | 0.60%  | Nil | Nil |
| <b>U2 (USD)<br/>Hedged<br/>Income</b>            | USD | USD<br>50,000,000 | USD<br>5,000,000 | USD<br>50,000,000 | Nil | 0.60%  | Nil | Nil |

|                                       |     |                   |                   |                   |     |       |     |     |
|---------------------------------------|-----|-------------------|-------------------|-------------------|-----|-------|-----|-----|
| <b>U2 (EUR)<br/>Hedged<br/>Income</b> | EUR | EUR<br>50,000,000 | EUR<br>5,000,000  | EUR<br>50,000,000 | Nil | 0.60% | Nil | Nil |
| <b>X (GBP)<br/>Accumul<br/>ation</b>  | GBP | GBP<br>20,000,000 | GBP<br>10,000,000 | GBP<br>10,000,000 | Nil | Nil   | Nil | Nil |
| <b>X (GBP)<br/>Income</b>             | GBP | GBP<br>20,000,000 | GBP<br>10,000,000 | GBP<br>10,000,000 | Nil | Nil   | Nil | Nil |

Shareholders of the Jupiter UK Alpha Fund (IRL) should note that all or a portion of Fees and Expenses in respect of Jupiter UK Alpha Fund (IRL) may be charged to capital at a Fund or Share Class level. As a result capital may be eroded and income may be achieved by foregoing the potential for future capital growth. Thus, on redemptions of holdings Shareholders of the Jupiter UK Alpha Fund (IRL) income share classes may not receive back the full amount invested due to capital reduction. It is recommended that Shareholders of the Jupiter UK Alpha Fund (IRL) seek advice in this regard. The rationale for providing for the payment of fees and expenses out of capital is to increase the level of income distributed for income class shareholders.

### Contingent Deferred Sales Charge

A contingent deferred sales charge may be payable on the repurchase of the Class C Shares of the Jupiter UK Alpha Fund (IRL). The amount of the contingent deferred sales charge payable will depend on the length of time between the date the Shares were purchased and their repurchase at the rates set out below.

| <b>Years since purchase</b> | <b>Contingent deferred sales charge as a percentage of the subscription price paid</b> |
|-----------------------------|--|
|                             | <b>Class C Shares</b>  |
| <b>0 - 1</b>                | <b>1.00%</b>   |
| <b>1 - 2</b>                | <b>Nil</b>   |
| <b>2 - 3</b>                | <b>Nil</b>   |
| <b>3 - 4</b>                | <b>Nil</b>   |
| <b>4 and thereafter</b>     | <b>Nil</b>   |

Any contingent deferred sales charge will be payable to the Manager. The Manager may pay some or all of any contingent deferred sales charge to its delegates as reimbursement for the expense of distribution, intermediary and/or other services rendered to the Manager, the Company and the Jupiter UK Alpha Fund (IRL). No contingent deferred sales charge shall be payable on Shares issued arising as a result of the reinvestment of dividends. No contingent deferred sales charge shall be payable on any increase on the Net Asset Value per Share above the subscription price paid for the Share and no contingent deferred sales charge shall be payable on transfers or conversions of Shares. For the purposes of determining whether a contingent deferred sales charge is payable any Shares redeemed shall be deemed to be those first subscribed.

A detailed summary of each of the fees and expenses of the Jupiter UK Alpha Fund (IRL) and the Company is set out in the section of the Prospectus headed “**Fees and Expenses**”.

For further details on the subscription, repurchase, transfer or conversion of Shares in the Jupiter UK Alpha Fund (IRL) please refer to the section of the Prospectus headed “**Subscriptions, Repurchases and Dealings in Shares**”.

## Distribution Policy

The Directors intend to declare a dividend in respect of the Classes of Shares of the Jupiter UK Alpha Fund (IRL) set out in the table below (the “**Distributing Share Classes**”).

The Directors intend to declare dividends in accordance with the distribution frequency set out in the table below. Dividends that are declared yearly will be declared on 31 December, dividends that are declared half-yearly will be declared on 30 June and 31 December; dividends that are declared quarterly will be declared on 31 March, 30 June, 30 September and 31 December; and dividends that are declared monthly will be declared on the last Business Day of each month.

| <b>CLASS</b>                 | <b>Distribution Frequency</b> |
|------------------------------|-------------------------------|
| Class L (CHF) Income         | Quarterly                     |
| Class L (USD) Income         | Quarterly                     |
| Class L (EUR) Income         | Quarterly                     |
| Class L (GBP) Income         | Quarterly                     |
| Class L (CHF) Hedged Income  | Quarterly                     |
| Class L (USD) Hedged Income  | Quarterly                     |
| Class L (EUR) Hedged Income  | Quarterly                     |
| Class I (CHF) Income         | Quarterly                     |
| Class I (CHF) Hedged Income  | Quarterly                     |
| Class I (USD) Hedged Income  | Quarterly                     |
| Class I (EUR) Hedged Income  | Quarterly                     |
| Class I (USD) Income         | Quarterly                     |
| Class I (EUR) Income         | Quarterly                     |
| Class N (USD) Income         | Quarterly                     |
| Class N (USD) Hedged Income  | Quarterly                     |
| Class I (GBP) Income         | Quarterly                     |
| Class U1 (GBP) Income        | Quarterly                     |
| Class U2 (GBP) Income        | Quarterly                     |
| Class U1 (USD) Income        | Quarterly                     |
| Class U2 (USD) Income        | Quarterly                     |
| Class U1 (EUR) Income        | Quarterly                     |
| Class U2 (EUR) Income        | Quarterly                     |
| Class U1 (USD) Hedged Income | Quarterly                     |
| Class U2 (USD) Hedged Income | Quarterly                     |
| Class U1 (EUR) Hedged Income | Quarterly                     |
| Class U2 (EUR) Hedged Income | Quarterly                     |
| Class X (GBP) Income         | Quarterly                     |

It is the intention of the Directors that dividends will be paid from the Jupiter UK Alpha Fund (IRL)'s net income. As the Jupiter UK Alpha Fund (IRL) currently charges fees and expenses to capital, the Jupiter UK Alpha Fund (IRL)'s income available for distribution will in practice be a gross rather than net income figure. Gross income shall generally consist of interest, dividends and other investment income less withholding and other taxes or adjustments as applicable.

For Share Classes that are not Distributing Share Classes, the Jupiter UK Alpha Fund (IRL)'s income and capital gains will be reinvested in accordance with the investment objectives and investment policies of the Jupiter UK Alpha Fund (IRL).

## Risk Factors

The attention of investors is drawn to the sections of the Prospectus headed “**Financial Derivative Instruments**” and “**Risk Factors**”.

**Material Contracts**

The following contract has been entered into and is, or may be, material in respect of the Jupiter UK Alpha Fund (IRL):-

The Management and Distribution Agreement dated 31 October 2019 between the Company, the Manager and the Investment Manager.

---

## Jupiter Asset Management Series plc

---

An umbrella type open-ended investment company with variable capital and segregated liability between sub-funds and incorporated with limited liability under the laws of Ireland with registered number 271517, authorised by the Central Bank on 10 October 1997 as a UCITS, pursuant to the UCITS Regulations.

This Supplement contains information relating specifically to the Jupiter Europe (ex UK) Smaller Companies Fund, a sub-fund of Jupiter Asset Management Series plc (the "**Company**"), an open-ended umbrella fund with segregated liability between sub-funds.

**This Supplement forms part of and should be read in the context of and in conjunction with the Prospectus for the Company dated 30 November 2022 (the "Prospectus") which immediately precedes this Supplement and is incorporated herein.**

### Jupiter Europe (ex UK) Smaller Companies Fund

21 December 2022

*Capitalised terms used herein shall have the meanings attributed to them in the Prospectus.*

The Directors of the Company whose names appear in the Prospectus under the heading "**Management and Administration**" accept responsibility for the information contained in this Supplement and the Prospectus. To the best of the knowledge and belief of the Directors (who have taken all reasonable care to ensure that such is the case) the information contained in this Supplement and in the Prospectus is in accordance with the facts and does not omit anything likely to affect the import of such information. The Directors accept responsibility accordingly.

**Shareholders of the Jupiter Europe (ex UK) Smaller Companies Fund should note that all or a part of fees and expenses will be charged to the capital at a Fund or Share Class level. This will have the effect of lowering the capital value of your investment.**

## Investment Objective and Policies

The investment objective of the Jupiter Europe (ex UK) Smaller Companies Fund is to achieve long term capital growth through investing **primarily** in an equity portfolio of smaller companies incorporated in Europe (excluding the United Kingdom) or of companies incorporated outside of Europe (excluding the United Kingdom) which have a predominant proportion of their assets and/or business operations in Europe (excluding the United Kingdom). The Fund takes sustainability risk and ESG Characteristics (as defined below) into account as part of its selection process (as further described in section “Sustainability Approach” below).

Smaller companies are defined as companies that, at the time of initial investment, are smaller by market capitalisation, than the 225<sup>th</sup> company in the FTSE World Europe (ex UK) Index. . The FTSE World Europe (ex UK) Index is a broad index comprising large and mid-cap stocks providing coverage of European markets (excluding the UK). Typically, the Jupiter Europe (ex UK) Smaller Companies Fund will hold at least 80 per cent. of its Net Asset Value in smaller European (Exc. UK) companies. There is no restriction on the economic or industry sectors in which investments of the Jupiter Europe (ex UK) Smaller Companies Fund may be made nor does it concentrate on any specific country within Europe.

The Jupiter Europe (ex UK) Smaller Companies Fund will aim to achieve its investment objective by investing not less than 70% of its Net Asset Value directly in equity and equity-related securities of smaller companies related to Europe (excluding the United Kingdom). The equity and equity-related securities in which the Jupiter Europe (ex UK) Smaller Companies Fund may invest include common stock and preferred stock.

The Jupiter Europe (ex UK) Smaller Companies Fund will normally be fully invested except for operational liquidity. Liquidity will under normal circumstances not exceed 10 per cent. Instruments held for liquidity may include cash deposits, treasury bills, commercial paper and certificates of deposit.

The Jupiter Europe (ex UK) Smaller Companies Fund may invest up to 10 per cent of its Net Asset Value in open ended collective investment schemes whose objective is to invest in any of the foregoing. Investment in collective investment schemes shall include both UCITS and alternative investment funds. In particular, any investment in open-ended alternative investment funds will be subject to Regulation 114(6) of the Central Bank (Supervision and Enforcement) Act 2013 (Section 48(1)) (Undertakings for Collective Investment in Transferable Securities) Regulations 2019 (the “Central Bank UCITS Regulations”).

Subject to the conditions and limits laid down by the Central Bank, the Jupiter Europe (ex UK) Smaller Companies Fund may utilise derivatives and forward transactions only for the purpose of efficient portfolio management and hedging but not for investment purposes. The Jupiter Europe (ex UK) Smaller Companies Fund may employ investment techniques and instruments which may be exchange-traded or over-the-counter derivatives, such as futures and FX forward contracts. Further details of such instruments are described below and in the section of the Prospectus headed “Financial Derivative Instruments”.

Futures contracts (including currency futures, equity futures and index futures) may be used to hedge against market risk. A currency future is a transferable futures contract that specifies the price at which a currency can be bought or sold at a future date. An equity futures contract trades on an organised exchange. An index future is a futures contract on a stock or financial index. For each index there may be a different multiple for determining the price of the futures contract. Futures contracts may be used to hedge against market risk or to equitise cash balances pending investment of a cash flow.

Forward contracts (including FX forwards) may be used to hedge the value of an asset, currency or deposit. An FX forward contract is a transaction in which it is agreed to exchange a specified amount of different currencies at some future date, with the exchange rate being set at the time the contract is entered into. FX forward contracts may be used to hedge against currency movements and provide currency risk management.

The Jupiter Europe (ex UK) Smaller Companies Fund will use the commitment approach methodology to accurately measure, monitor and manage the “leverage” effect produced by the use of financial

derivative instruments. Where the commitment approach is used to calculate the leverage of the Jupiter Europe (ex UK) Smaller Companies Fund the level of leverage will not exceed 100 per cent. of the Jupiter Europe (ex UK) Smaller Companies Fund's Net Asset Value.

The Jupiter Europe (ex UK) Smaller Companies Fund is denominated in Euro.

### **Investment Approach**

The Jupiter Europe (ex UK) Smaller Companies Fund is actively managed, which means the Investment Manager has freedom to select the investments in order to seek to achieve the investment objective of the Jupiter Europe (ex UK) Smaller Companies Fund. In seeking to achieve its investment objective, the Jupiter Europe (ex UK) Smaller Companies Fund aims to deliver a return, net of fees, greater than that of the EMIX Smaller European Companies ex-UK Index (the "**Index**") over rolling 3 year periods.

The Index represents the performance of small and mid-cap companies in Europe's developed markets, excluding the UK.

Stock selection shall be based on a bottom-up approach with the Investment Manager believing that the best investment returns are achieved by buying attractively valued companies. In choosing such investments, the Investment Manager will typically have regard to a company's prospects, (evidenced by factors such as a strong balance sheet and its earnings and growth potential), with sector and market weightings being of secondary importance.

The Index is a broad representation of the Jupiter Europe (ex UK) Smaller Companies Fund's investment universe. Although a large proportion of the Jupiter Europe (ex UK) Smaller Companies Fund's investments may be components of the Index, the Investment Manager does not seek to replicate the performance of the Index; it is seeking to deliver a return, net of fees, greater than the Index. In particular, the Jupiter Europe (ex UK) Smaller Companies Fund may invest in companies which are not included in the Index and the stock selection and portfolio construction process, as set out above, mean that the number and weightings of the companies, industries, sectors and countries of the holdings of the Jupiter Europe (ex UK) Smaller Companies Fund may diverge materially from the Index. Therefore, the risk and return profile of the Jupiter Europe (ex UK) Smaller Companies Fund will likely be significantly different to that of the Index.

The Index is not designated for the purpose of attaining the environmental or social characteristics promoted by the Jupiter Europe (ex UK) Smaller Companies Fund.

### **Sustainability Approach**

The Jupiter Europe (ex UK) Smaller Companies Fund promotes environmental and social characteristics on an ongoing basis within the scope of Article 8 of SFDR but does not have a sustainable investment objective. The environmental and social characteristics selected for the Jupiter Europe (ex UK) Smaller Companies Fund include (i) the promotion of the transition to a low carbon economy in seeking to promote the goal of net zero greenhouse emissions by 2050 or sooner; and (ii) the upholding of responsibilities to people and planet in seeking compliance with the UN Global Compact Principles (together, the "ESG Characteristics"). Such ESG Characteristics may develop over time.

Certain binding exclusions are applied to the Fund in the furtherance on the foregoing ESG Characteristics. Further information about the foregoing and such environmental and social characteristics is available in the Annex hereto.

A minimum of 75% of the Jupiter Europe (ex UK) Smaller Companies Fund's investments will be analysed using the Investment Manager's ESG characteristics.

The integration of material sustainability risks is a fundamental part of the investment decision making process and risk management process and a crucial element to the generation of long-term returns. The active ownership approach considers material ESG factors (such as environmental, or social and governance considerations) and principal adverse impacts on sustainability factors, which strengthen the ability to assess risks and opportunities that drive long-term value. These measures are believed to



enhance investment decision making leading to better client outcomes by selecting companies that have greater alignment to security holder and stakeholder interests.

These risks are considered through the investment process and form part of the ongoing monitoring of portfolio companies. The Investment Manager will utilise a combination of any of the following to meet these goals or as indicators to measure attainment of ESG Characteristics:

- i) Primary research;
- ii) Company engagement;
- iii) Third party ESG risk data (including climate analysis and principal adverse impact data);
- iv) Proxy voting research;
- v) Direct and collaborative engagement with companies and other investors / industry bodies;
- vi) Commitment to responsible investment codes; and
- vii) Alignment with United Nations Global Compact Principles.

With the exception of the restrictions and minimum thresholds stated in the Sustainability Approach, there are no sustainability risk-related limits or ESG investment restrictions applicable to the Jupiter Europe (ex UK) Smaller Companies Fund, save for such restrictions as may arise in line with regulatory requirements. Low ranking or negative third-party scores from third party ESG providers will not automatically prohibit investment, but these matters will be given due consideration through internal review. The Investment Manager retains the discretion to divest from or engage with a company when considering adverse sustainability risks or events. The above activities are conducted by the Investment Manager because it is responsible for the integration of sustainability risks within the investment decision-making process.

In the Investment Manager's view, the integration of material sustainability risks in the investment process informs investment decisions and contributes to stronger risk adjusted returns over the long-term. The assessment of the likely impacts of sustainability risks on returns involves both quantitative and qualitative judgments. The outcomes in accordance with Jupiter's Responsible Investment Policy can be realised in the short term or achieved over multiple periods. Impacts may also be influenced by market conditions.

Please refer to the sections headed "Environmental, Social and Governance ("ESG") Investment Risk", "Sustainability Risk" and "The Sustainable Finance Disclosure Regulation" for further information.

### **Profile of a Typical Investor**

A typical investor has a long term investment horizon and is prepared to accept a moderate to high level of volatility. This is not a guide to the future volatility of the Jupiter Europe (ex UK) Smaller Companies Fund and may move over time. Investors may also refer to the KIID for the most up-to-date SRRI measurement of volatility.

### **Investment Manager**

The Investment Manager of the Jupiter Europe (ex UK) Smaller Companies Fund is Jupiter Investment Management Limited.

### **Base Currency**

The Base Currency is Euro for the Jupiter Europe (ex UK) Smaller Companies Fund.

### **Business Day**

In respect of the Jupiter Europe (ex UK) Smaller Companies Fund, means a day (excluding Saturdays and Sundays) on which banks and stock exchanges are open for business both in Dublin and in London.

### **Dealing Day**

Means in respect of the Jupiter Europe (ex UK) Smaller Companies Fund every Business Day or such other days as the Directors may determine and provided that there shall be at least one Dealing Day each fortnight.

### **Classes of Shares**

The Classes of Shares in the Jupiter Europe (ex UK) Smaller Companies Fund are distinguished principally on the basis of the initial charge, the redemption charge, the contingent deferred sales charge and the management and distribution fees applicable to them.

Class C and L Shares are offered primarily as an investment to Retail Investors. Investors wishing to purchase Class C or Class L Shares should do so via their financial intermediary.

Class I Shares may be offered in certain limited circumstances to Institutional Investors or distributors and platforms who have separate fee arrangements with their clients, and who in the Investment Manager's reasonable opinion are able to subscribe an amount in excess of the investment minimum as set out below. With regard to MiFID distributors, Class I Shares will be available to those providing portfolio management or independent investment advice as defined by the MiFID II Directive and those providing non independent advice who have a separate fee arrangement with their clients under which they have agreed not to receive and retain inducements.

Class U1 Shares are only available to investors who in the Manager or Investment Manager's reasonable opinion are able to subscribe an amount in excess of the investment minimum as set out below and who have agreed specific terms of business with the Manager or Investment Manager. With regard to MiFID distributors, Class U1 Shares will be available to those providing portfolio management or independent investment advice as defined by the MiFID II Directive and those providing non independent advice who have a separate fee arrangement with their clients under which they have agreed not to receive and retain inducements.

Class U2 Shares are offered only as an investment through designated financial intermediaries who have agreed specific terms of business with the Investment Manager. With regard to MiFID distributors, Class U2 Shares will be available to those providing portfolio management or independent investment advice as defined by the MiFID II Directive and those providing non independent advice who have a separate fee arrangement with their clients under which they have agreed not to receive and retain inducements.

Class X Shares are only available to investors who have agreed specific terms of business with the Manager or Investment Manager under which Management Fees will be collected directly from the investor. The Class X is not yet available for subscription.

### **Initial Offer Period and Subscription Price**

The Initial Offer Period for any Class of Shares in the Jupiter Europe (ex UK) Smaller Companies Fund which is available but not yet launched will close on 20 June 2023. The initial offer period in respect of any new class of Shares may be shortened or extended by the Directors. The Central Bank will be notified in advance of any extension if subscriptions for Shares have been received and otherwise on an annual basis.

The initial subscription price of each Class of Shares during the Initial Offer Period shall be, depending on the denomination of the Share Class, EUR 10.00, GBP 10.00, USD 10.00, AUD 10.00, RMB 10.00, SGD 10.00.

### **Fees and Expenses**

#### **Management Fee, Initial Charge, Redemption Fee, Distribution Fee and Minimum Investment and Holding Amounts**

The amount of the fees for each of the various Classes of Shares of the Jupiter Europe (ex UK) Smaller Companies Fund is set out below and is expressed as a percentage per annum of the Net Asset Value of each Class of Share in the Jupiter Europe (ex UK) Smaller Companies Fund.

| Class                              | Currency | Minimum Initial Investment | Minimum Subsequent Investment | Minimum Holding Requirement | Initial Charge | Management Fee | Redemption Fee | Distribution Fee |
|------------------------------------|----------|----------------------------|-------------------------------|-----------------------------|----------------|----------------|----------------|------------------|
| <b>L (USD) Accumulation</b>        | USD      | USD 500                    | USD 250                       | USD 500                     | Up to 5.00%    | 1.5%           | Nil            | Nil              |
| <b>L (EUR) Accumulation</b>        | EUR      | EUR 500                    | EUR 250                       | EUR500                      | Up to 5.00%    | 1.5%           | Nil            | Nil              |
| <b>L (GBP) Accumulation</b>        | GBP      | GBP 500                    | GBP 250                       | GBP 500                     | Up to 5.00%    | 1.5%           | Nil            | Nil              |
| <b>L (EUR) Income</b>              | EUR      | EUR 500                    | EUR 250                       | EUR500                      | Up to 5.00%    | 1.5%           | Nil            | Nil              |
| <b>L (GBP) Income</b>              | GBP      | GBP 500                    | GBP 250                       | GBP 500                     | Up to 5.00%    | 1.5%           | Nil            | Nil              |
| <b>L (USD) Hedged Accumulation</b> | USD      | USD 500                    | USD 250                       | USD 500                     | Up to 5.00%    | 1.5%           | Nil            | Nil              |
| <b>L (GBP) Hedged Accumulation</b> | GBP      | GBP 500                    | GBP 250                       | GBP 500                     | Up to 5.00%    | 1.5%           | Nil            | Nil              |
| <b>L (USD) Hedged Income</b>       | USD      | USD 500                    | USD 250                       | USD 500                     | Up to 5.00%    | 1.5%           | Nil            | Nil              |
| <b>L (GBP) Hedged Income</b>       | GBP      | GBP 500                    | GBP 250                       | GBP 500                     | Up to 5.00%    | 1.5%           | Nil            | Nil              |
| <b>L (AUD) Hedged Accumulation</b> | AUD      | AUD 500                    | AUD 250                       | AUD 500                     | Up to 5.00%    | 1.5%           | Nil            | Nil              |
| <b>L (RMB) Hedged Accumulation</b> | RMB      | RMB 500                    | RMB 250                       | RMB 500                     | Up to 5.00%    | 1.5%           | Nil            | Nil              |
| <b>L (SGD) Hedged Accumulation</b> | SGD      | SGD 500                    | SGD 250                       | SGD 500                     | Up to 5.00%    | 1.5%           | Nil            | Nil              |
| <b>C (USD) Accumulation</b>        | USD      | USD 1,000                  | USD 500                       | USD 500                     | Up to 1.00%    | 1.5%           | Nil            | Up to 1.5%       |
| <b>C (USD) Hedged Accumulation</b> | USD      | USD 1,000                  | USD 500                       | USD 500                     | Up to 1.00%    | 1.5%           | Nil            | Up to 1.5%       |

|  |     |                   |                  |                   |             |        |     |          |
|--|-----|-------------------|------------------|-------------------|-------------|--------|-----|----------|
| <b>I (USD)<br/>Accumulation</b>            | USD | USD<br>1,000,000  | USD<br>100,000   | USD<br>1,000,000  | Nil         | 0.75%  | Nil | Nil      |
| <b>I (EUR)<br/>Accumulation</b>            | EUR | EUR<br>1,000,000  | EUR<br>100,000   | EUR<br>1,000,000  | Nil         | 0.75%  | Nil | Nil      |
| <b>I (EUR)<br/>Income</b>                  | EUR | EUR<br>1,000,000  | EUR<br>100,000   | EUR<br>1,000,000  | Nil         | 0.75%  | Nil | Nil      |
| <b>I (USD)<br/>Hedged<br/>Accumulation</b> | USD | USD<br>1,000,000  | USD<br>100,000   | USD<br>1,000,000  | Nil         | 0.75%  | Nil | Nil      |
| <b>I (USD)<br/>Hedged<br/>Income</b>       | USD | USD<br>1,000,000  | USD<br>100,000   | USD<br>1,000,000  | Nil         | 0.75%  | Nil | Nil      |
| <b>N (USD)<br/>Hedged<br/>Income</b>       | USD | USD 1,000         | USD 500          | USD 500           | Up to<br>3% | 1.50%  | Nil | Up to 1% |
| <b>N (USD)<br/>Hedged<br/>Accumulation</b> | USD | USD 1,000         | USD 500          | USD 500           | Up to<br>3% | 1.50%  | Nil | Up to 1% |
| <b>N (USD)<br/>Income</b>                  | USD | USD 1,000         | USD 500          | USD 500           | Up to<br>3% | 1.50%  | Nil | Up to 1% |
| <b>N (USD)<br/>Accumulation</b>            | USD | USD 1,000         | USD 500          | USD 500           | Up to<br>3% | 1.50%  | Nil | Up to 1% |
| <b>I (GBP)<br/>Accumulation</b>            | GBP | GBP<br>1,000,000  | GBP<br>100,000   | GBP<br>1,000,000  | Nil         | 0.75%  | Nil | Nil      |
| <b>I (GBP)<br/>Income</b>                  | GBP | GBP<br>1,000,000  | GBP<br>100,000   | GBP<br>1,000,000  | Nil         | 0.75%  | Nil | Nil      |
| <b>I (GBP)<br/>Hedged<br/>Accumulation</b> | GBP | GBP<br>1,000,000  | GBP<br>100,000   | GBP<br>1,000,000  | Nil         | 0.75%  | Nil | Nil      |
| <b>I (GBP)<br/>Hedged<br/>Income</b>       | GBP | GBP<br>1,000,000  | GBP<br>100,000   | GBP<br>1,000,000  | Nil         | 0.75%  | Nil | Nil      |
| <b>U1 (GBP)<br/>Accumulation</b>           | GBP | GBP<br>25,000,000 | GBP<br>2,500,000 | GBP<br>25,000,000 | Nil         | 0.675% | Nil | Nil      |
| <b>U1 (EUR)<br/>Accumulation</b>           | EUR | EUR<br>25,000,000 | EUR<br>2,500,000 | EUR<br>25,000,000 | Nil         | 0.675% | Nil | Nil      |
| <b>U1 (USD)<br/>Accumulation</b>           | USD | USD<br>25,000,000 | USD<br>2,500,000 | USD<br>25,000,000 | Nil         | 0.675% | Nil | Nil      |

|                                     |     |                   |                   |                   |     |        |     |     |
|-------------------------------------|-----|-------------------|-------------------|-------------------|-----|--------|-----|-----|
| <b>U1 (GBP) Income</b>              | GBP | GBP<br>25,000,000 | GBP<br>2,500,000  | GBP<br>25,000,000 | Nil | 0.675% | Nil | Nil |
| <b>U1 (EUR) Income</b>              | EUR | EUR<br>25,000,000 | EUR<br>2,500,000  | EUR<br>25,000,000 | Nil | 0.675% | Nil | Nil |
| <b>U1 (GBP) Hedged Accumulation</b> | GBP | GBP<br>25,000,000 | GBP<br>2,500,000  | GBP<br>25,000,000 | Nil | 0.675% | Nil | Nil |
| <b>U2 (GBP) Accumulation</b>        | GBP | GBP<br>50,000,000 | GBP<br>5,000,000  | GBP<br>50,000,000 | Nil | 0.60%  | Nil | Nil |
| <b>U2 (USD) Accumulation</b>        | USD | USD<br>50,000,000 | USD<br>5,000,000  | USD<br>50,000,000 | Nil | 0.60%  | Nil | Nil |
| <b>U2 (EUR) Accumulation</b>        | EUR | EUR<br>50,000,000 | EUR<br>5,000,000  | EUR<br>50,000,000 | Nil | 0.60%  | Nil | Nil |
| <b>U2 (GBP) Income</b>              | GBP | GBP<br>50,000,000 | GBP<br>5,000,000  | GBP<br>50,000,000 | Nil | 0.60%  | Nil | Nil |
| <b>U2 (EUR) Income</b>              | EUR | EUR<br>50,000,000 | EUR<br>5,000,000  | EUR<br>50,000,000 | Nil | 0.60%  | Nil | Nil |
| <b>X (EUR) Accumulation</b>         | EUR | EUR<br>20,000,000 | EUR<br>10,000,000 | EUR<br>10,000,000 | Nil | Nil    | Nil | Nil |

Shareholders of the Jupiter Europe (ex UK) Smaller Companies Fund should note that all or a portion of Fees and Expenses in respect of Jupiter Europe (ex UK) Smaller Companies Fund may be charged to capital at a Fund or Share Class level. As a result capital may be eroded and income may be achieved by foregoing the potential for future capital growth. Thus, on redemptions of holdings Shareholders of the Jupiter Europe (ex UK) Smaller Companies Fund income share classes may not receive back the full amount invested due to capital reduction. It is recommended that Shareholders of the Jupiter Europe (ex UK) Smaller Companies Fund seek advice in this regard. The rationale for providing for the payment of fees and expenses out of capital is to increase the level of income distributed for income class shareholders.

#### Contingent Deferred Sales Charge

A contingent deferred sales charge may be payable on the repurchase of the Class C Shares of the Jupiter Europe (ex UK) Smaller Companies Fund. The amount of the contingent deferred sales charge payable will depend on the length of time between the date the Shares were purchased and their repurchase at the rates set out below.

| <b>Years since purchase</b> | <b>Contingent deferred sales charge as a percentage of the subscription price paid</b> |
|-----------------------------|--|
|                             | <b>Class C Shares</b>  |
| 0 - 1                       | 1.00%  |
| 1 - 2                       | Nil  |
| 2 - 3                       | Nil  |
| 3 - 4                       | Nil  |
| 4 and thereafter            | Nil  |

Any contingent deferred sales charge will be payable to the Manager. The Manager may pay some or all of any contingent deferred sales charge to its delegates as reimbursement for the expense of distribution, intermediary and/or other services rendered to the Manager, the Company and the Jupiter Europe (ex UK) Smaller Companies Fund. No contingent deferred sales charge shall be payable on Shares issued arising as a result of the reinvestment of dividends. No contingent deferred sales charge shall be payable on any increase on the Net Asset Value per Share above the subscription price paid for the Share and no contingent deferred sales charge shall be payable on transfers or conversions of Shares. For the purposes of determining whether a contingent deferred sales charge is payable any Shares redeemed shall be deemed to be those first subscribed.

For further details on the subscription, repurchase, transfer or conversion of Shares in the Jupiter Europe (ex UK) Smaller Companies Fund please refer to the section of the Prospectus headed “**Subscriptions, Repurchases and Dealings in Shares**”.

### **Establishment Costs**

The cost of establishing the Jupiter Europe (ex UK) Smaller Companies Fund and the preparation and printing of the relevant Supplement is expected not to exceed €50,000 and will be charged to the Jupiter Europe (ex UK) Smaller Companies Fund and amortised over a period of up to three years of the Jupiter Europe (ex UK) Smaller Companies Fund’s operation or such other shorter period as the Directors may determine.

A detailed summary of each of the fees and expenses of the Jupiter Europe (ex UK) Smaller Companies Fund and the Company is set out in the section of the Prospectus headed “**Fees and Expenses**”.

### **Distribution Policy**

The Directors intend to declare a dividend in respect of the Classes of Shares of the Jupiter Europe (ex UK) Smaller Companies Fund set out in the table below (the “Distributing Share Classes”).

The Directors intend to declare dividends in accordance with the distribution frequency set out in the table below. Dividends that are declared yearly will be declared on 31 December; dividends that are declared half-yearly will be declared on 30 June and 31 December; dividends that are declared quarterly will be declared on 31 March, 30 June, 30 September and 31 December; and dividends that are declared monthly will be declared on the last Business Day of each month.

| <b>CLASS</b>                | <b>Distribution Frequency</b> |
|-----------------------------|-------------------------------|
| Class L (EUR) Income        | Yearly                        |
| Class L (GBP) Income        | Yearly                        |
| Class L (GBP) Hedged Income | Yearly                        |
| Class L (USD) Hedged Income | Yearly                        |
| Class I (GBP) Income        | Yearly                        |
| Class I (GBP) Hedged Income | Yearly                        |
| Class I (EUR) Income        | Yearly                        |
| Class I (USD) Hedged Income | Yearly                        |
| Class U1 (EUR) Income       | Yearly                        |
| Class U1 (GBP) Income       | Yearly                        |
| Class U2 (EUR) Income       | Yearly                        |
| Class U2 (GBP) Income       | Yearly                        |

It is the intention of the Directors that dividends will be paid from the Jupiter Europe (ex UK) Smaller Companies Fund’s net income. As the Jupiter Europe (ex UK) Smaller Companies Fund currently charges fees and expenses to capital the Jupiter Europe (ex UK) Smaller Companies Fund’s income available for distribution will in practice be a gross rather than net income figure. Gross income shall generally consist of interest, dividends and other investment income less withholding and other taxes or adjustments as applicable.

For Share Classes that are not Distributing Share Classes (i.e. Accumulation Share Classes), the Jupiter Europe (ex UK) Smaller Companies Fund’s income and capital gains will be reinvested in

accordance with the investment objectives and investment policies of the Jupiter Europe (ex UK) Smaller Companies Fund.

Any change of dividend policy will be set out in a revised Supplement for the Jupiter Europe (ex UK) Smaller Companies Fund and all Shareholders in the Jupiter Europe (ex UK) Smaller Companies Fund will be notified in advance.

### **Risk Factors**

The attention of investors is drawn to the sections of the Prospectus headed “**Financial Derivative Instruments**” and “**Risk Factors**”.

### **Material Contracts**

The following contract has been entered into and is, or may be, material in respect of the Jupiter Europe (ex UK) Smaller Companies Fund:-

The Management and Distribution Agreement dated 31 October 2019 between the Company, the Manager and the Investment Manager.

## Jupiter Europe (ex UK) Smaller Companies Fund

### SFDR Article 8 Annex(the "**Annex**")

**Dated 21 December 2022**

Jupiter Europe (ex UK) Smaller Companies Fund (the "Fund") meets the criteria pursuant to Article 8 of the SFDR to qualify as a financial product which promotes, among other characteristics, environmental or social characteristics, or a combination of those characteristics and provided that the companies that the Fund invests in follow good governance practices.

This Annex has been prepared for the purpose of meeting the specific financial product level disclosure requirements contained in the SFDR applicable to an Article 8 financial product.

Unless defined herein, all defined terms used in this Annex shall have the same meaning as in the Prospectus dated 30 November 2022, as appropriate.

It is noted that the regulatory technical standards ("**RTS**") to specify the details of the content and presentation of the information to be disclosed under SFDR were delayed and were not issued when the relevant disclosure obligations in SFDR become effective. It is further noted, that some matters of interpretation of SFDR remain open (subject to ongoing exchanges between the European Supervisory Authorities and the European Commission). It is likely that this Annex will need to be reviewed and updated once further clarification is provided on the open matters of interpretation of SFDR. Such clarifications could require a revised approach to how the Fund seeks to meet the SFDR disclosure obligations.

Disclosures in this Annex may also develop and be subject to change due to ongoing improvements in the data provided to, and obtained by, financial market participants and financial advisers to achieve the objectives of SFDR in order to make sustainability-related information available.

Compliance with the SFDR pre-contractual disclosure obligations is therefore made on a best efforts basis and the Company issues this Annex as a means of meeting these obligations.

**IMPORTANT: Investors should note that as a financial product which promotes, among other characteristics, environmental or social characteristics, or a combination of those characteristics, the Fund may underperform or perform differently relative to other comparable funds that do not promote environmental and/or social characteristics. The description of the manner in which Sustainability Risks are integrated into the investment decisions for the Fund are contained in this Annex.**



**Product name:** Jupiter Europe (ex UK) Smaller Companies Fund

**Legal entity identifier:** 549300K480HRB1NG5G53

**Sustainable investment** means an investment in an economic activity that contributes to an environmental or social objective, provided that the investment does not significantly harm any environmental or social objective and that the investee companies follow good governance practices.

The **EU Taxonomy** is a classification system laid down in Regulation (EU) 2020/852, establishing a list of **environmentally sustainable economic activities**. That Regulation does not lay down a list of socially sustainable economic activities. Sustainable investments with an environmental objective might be aligned with the Taxonomy or not.

## Environmental and/or social characteristics

### Does this financial product have a sustainable investment objective?

Yes




No

It will make a minimum of **sustainable investments with an environmental objective:** \_\_\_%

It **promotes Environmental/Social (E/S) characteristics** and while it does not have as its objective a sustainable investment, it will have a minimum proportion of \_\_\_% of sustainable investments

in economic activities that qualify as environmentally sustainable under the EU Taxonomy

with an environmental objective in economic activities that qualify as environmentally sustainable under the EU Taxonomy

in economic activities that do not qualify as environmentally sustainable under the EU Taxonomy

with an environmental objective in economic activities that do not qualify as environmentally sustainable under the EU Taxonomy

with a social objective

It will make a minimum of **sustainable investments with a social objective:** \_\_\_%

It promotes E/S characteristics, but **will not make any sustainable investments**



### What environmental and/or social characteristics are promoted by this financial product?

The environmental and social characteristics promoted by the Fund are: (i) the

transition to a low carbon economy in seeking to promote the goal of net zero greenhouse emissions by 2050 or sooner; and (ii) the upholding responsibilities to people and planet in seeking compliance with the UN Global Compact Principles, (the "ESG Characteristics"). Such ESG Characteristics may develop over time.

The benchmark EMIX Smaller European Companies Index is used for performance comparison purposes only and is not designated for the purpose of attaining the ESG Characteristics promoted by the Fund.

**Sustainability indicators** measure how the environmental or social characteristics promoted by the financial product are attained.

- ***What sustainability indicators are used to measure the attainment of each of the environmental or social characteristics promoted by this financial product?***

#### *Environmental characteristic*

The environmental characteristic promoted by the Fund is the transition to a low carbon economy by seeking to promote the goal of net zero greenhouse gas emissions by 2050 or sooner. The Fund measures the attainment of this characteristic through the use of climate and environmental data, including (but not limited to) investee company disclosures on matters such as carbon emissions, environmental targets and associated capital allocation.

The Investment Manager analyses this data in-house and assesses holdings within the Fund's portfolio on the basis of their alignment with the goal of net zero greenhouse emissions by 2050 or sooner. The Investment Manager then determines short and medium-term milestones for each holding on an annual basis and monitors progress against those milestones.

#### *Social characteristic*

The social characteristic promoted by the Fund is upholding responsibilities to people and planet, which is defined as seeking compliance with the UN Global Compact Principles. The UN Global Compact Principles are a voluntary initiative based on chief executive officer (CEO) commitments to implement universal sustainability principles and to take steps to support UN goals.

The Investment Manager's investment due diligence process includes initial evaluation and ongoing monitoring of issuers' compliance with the UN Global Compact Principles using third party ESG risk data. Where an issuer has been identified in the view of the Investment Manager as having breached the UN Global Compact Principles, investment in securities issued by that issuer will only be considered to be aligned with the social characteristic promoted by the Fund where the Investment Manager is satisfied that appropriate remedial actions have been implemented to reduce the likelihood of a future breach.

The promotion of the Fund's ESG characteristics is conducted through the Investment Manager's stewardship of portfolio companies and investment decision making process.

More information on the sustainability indicators used by the Fund can be found on the website: <https://www.jupiteram.com/board-and-governance/#sustainable-finance-disclosures>.

The Fund uses data from third parties (which may include providers for

research, reports, screenings, ratings and/or analysis such as index providers and consultants) and that information or data may be incomplete, inaccurate or inconsistent.

- **What are the objectives of the sustainable investments that the financial product partially intends to make and how does the sustainable investment contribute to such objectives?**

Not applicable as the Fund does not commit to make sustainable investments.

- **How do the sustainable investments that the financial product partially intends to make, not cause significant harm to any environmental or social sustainable investment objective?**

Not applicable as the Fund does not commit to make sustainable investments.

— — *How have the indicators for adverse impacts on sustainability factors been taken into account?*

Not applicable

— — *How are the sustainable investments aligned with the OECD Guidelines for Multinational Enterprises and the UN Guiding Principles on Business and Human Rights? Details:*

Not applicable

*The EU Taxonomy sets out a “do not significant harm” principle by which Taxonomy-aligned investments should not significantly harm EU Taxonomy objectives and is accompanied by specific EU criteria.*

The “do no significant harm” principle applies only to those investments underlying the financial product that take into account the EU criteria for environmentally sustainable economic activities. The investments underlying the remaining portion of this financial product do not take into account the EU criteria for environmentally sustainable economic activities.

*Any other sustainable investments must also not significantly harm any environmental or social objectives.*



**Does this financial product consider principal adverse impacts on sustainability factors?**

**Principal adverse impacts** are the most significant negative impacts of investment decisions on sustainability factors relating to environmental, social and employee matters, respect for human rights, anti-corruption and anti-bribery matters.

✘ Yes, the Fund does consider principal adverse impacts on sustainability factors as an additional consideration in the Investment Manager's portfolio construction process. A list of the key principle adverse impact indicators considered by the Fund can be found on the website: <https://www.jupiteram.com/board-and-governance/#sustainable-finance-disclosures>. These principle adverse indicators are assessed as part of the investment decision making process and may lead to exclusions as part of the screening process. Relevant information on principal adverse impacts on sustainability factors will also be disclosed in due course in the Fund's annual report.

No



### What investment strategy does this financial product follow?

The investment strategy follows a bottom-up quantitative and qualitative analysis of individual companies, aiming to select those with a good record and a proven product and business model, combined with evidence of entrepreneurial endeavour and the prospect of above average growth opportunities.

In selecting investments to attain the ESG Characteristics, the Investment Manager will include a restriction on companies where the main business activity is linked to controversial weaponry, coal or tobacco. These elements of the investment strategy are binding on the Investment Manager.

In addition, the Investment Manager may, over time add further restrictions or prohibitions on other industries or sectors which it feels are not consistent with or appropriate for the Sustainability Approach of the Fund. In such a case, the prospectus will be amended accordingly at the occasion of the first update that will follow. Details of any further such restrictions will be available from the Investment Manager upon request.

The strategy is implemented through fundamental security analysis in line with the Fund's active management approach, including pre-investment research, ongoing monitoring and corporate engagement on areas of improvement.

The policy to assess good governance practices of the investee companies requires active engagement by the Investment Manager and demonstration of stewardship through an approach to company dialogue and analysis in accordance with Jupiter's Responsible Investment Policy.

**The investment strategy** guides investment decisions based on factors such as investment objectives and risk tolerance.

● **What are the binding elements of the investment strategy used to select the investments to attain each of the environmental or social characteristics promoted by this financial product?**

Exclusions and negative screening are deployed by the Investment Manager in selecting investments to attain the ESG Characteristics. Binding exclusions in respect of companies linked to controversial weaponry, coal or tobacco are applied to the Fund.

**Good governance** practices include sound management structures, employee relations, remuneration of staff and tax compliance.

- ***What is the committed minimum rate to reduce the scope of the investments considered prior to the application of that investment strategy?***

The committed minimum rate to reduce the scope of the investments considered prior to the application of that investment strategy is 0%.

- ***What is the policy to assess good governance practices of the investee companies?***

The Investment Manager conducts research and performs due diligence in order to ensure that companies that the Fund invests in follow good governance. The assessment of good governance practices of the investee companies is conducted through some or all of the following:

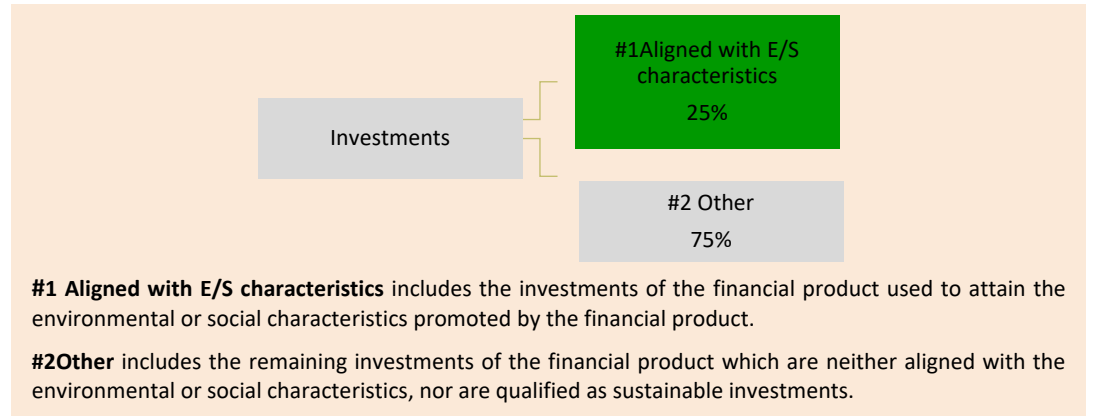
- the initial due diligence conducted by the Investment Manager prior to investment;
- the ongoing monitoring of investee companies by the Investment Manager; and
- active engagement with investee companies by the Investment Manager and demonstration of stewardship in accordance with Jupiter's Responsible Investment Policy.



#### **What is the asset allocation planned for this financial product?**

The minimum share of investments aligned with the environmental and social characteristics promoted by the Fund, based on currently available data and estimates is 25%. The actual proportion of investments aligned with both of the environmental and social characteristics may be higher than 25% but the Investment Manager is currently only able to commit to 25%. (The actual share of investments aligned with either one of the environmental and social characteristics promoted by the Fund will be more than 25%.) The remaining portion of the Fund's investment portfolio ("#2Other") will consist of investments which are not aligned to the ESG Characteristics promoted by the Fund, investments for which relevant data is not available and/or cash and cash equivalents held on an ancillary basis.

**Asset allocation** describes the share of investments in specific assets.



● **How does the use of derivatives attain the environmental or social characteristics promoted by the financial product?**

The Fund does not use financial derivative instruments specifically for the purpose of attaining the environmental and/ or social characteristics it promotes. Rather, financial derivative instruments may be used by the Fund for efficient portfolio management purposes (including hedging) only.



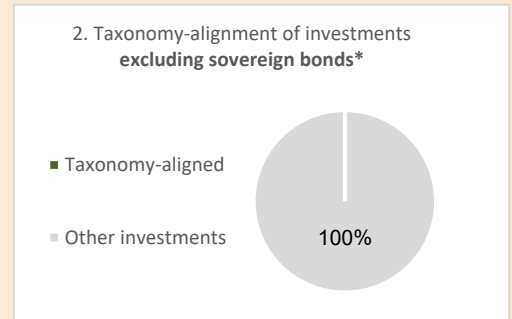
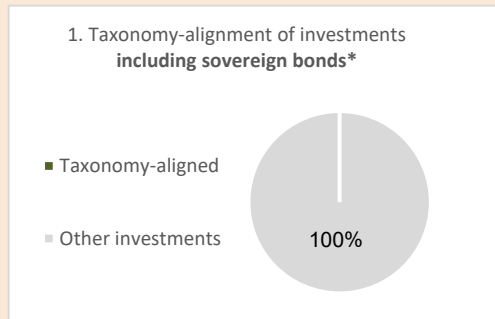
**To what minimum extent are sustainable investments with an environmental objective aligned with the EU Taxonomy?**

The minimum commitment to sustainable investments with an environmental objective aligned with the EU Taxonomy is 0%.

Taxonomy-aligned activities are expressed as a share of:

- **turnover** reflecting the share of revenue from green activities of investee companies
- **capital expenditure (CapEx)** showing the green investments made by investee companies, e.g. for a transition to a green economy.
- **operational expenditure (OpEx)** reflecting green operational activities of investee companies.

**The two graphs below show in green the minimum percentage of investments that are aligned with the EU Taxonomy. As there is no appropriate methodology to determine the Taxonomy-alignment of sovereign bonds\*, the first graph shows the Taxonomy alignment in relation to all the investments of the financial product including sovereign bonds, while the second graph shows the Taxonomy alignment only in relation to the investments of the financial product other than sovereign bonds.**



\* For the purpose of these graphs, 'sovereign bonds' consist of all sovereign exposures

**Enabling activities** directly enable other activities to make a substantial contribution to an environmental objective.

**Transitional activities** are activities for which low-carbon alternatives are not yet available and among others have greenhouse gas emission levels corresponding to the best performance.

● ***What is the minimum share of investments in transitional and enabling activities?***

There is no commitment to a minimum proportion of investments in transitional and enabling activities and therefore the minimum share of such investments is 0%.





are sustainable investments with an environmental objective that **do not take into account the criteria** for environmentally sustainable economic activities under the EU Taxonomy.



**What is the minimum share of sustainable investments with an environmental objective that are not aligned with the EU Taxonomy?**

There is no commitment to a minimum proportion of sustainable investments with an environmental objective that are not aligned with the EU Taxonomy and therefore the minimum share of such investments is 0%.



**What is the minimum share of socially sustainable investments?**

There is no commitment to a minimum proportion of socially sustainable investments and therefore the minimum share of such investments is 0%.



**What investments are included under “#2 Other”, what is their purpose and are there any minimum environmental or social safeguards?**

All of the Fund’s investments are held with a view to achieving the Fund’s investment objective, including any which are not aligned to both of the ESG Characteristics promoted by the Fund.

Sustainability risks are integrated into the investment decision making process. The active ownership approach considers material ESG factors which strengthen the assessment of the risks and opportunities that drive returns.

The Investment Manager takes sustainability risks (defined in SFDR as an environmental, social or governance event or condition that, if it occurs, could cause a negative material impact on the value of the investment) and ESG Characteristics into account as part of its selection process.

In addition to investments made by the Fund in pursuit of its investment strategy, the Fund may hold cash and cash equivalents on an ancillary basis in order to achieve its investment goals, for treasury purposes and in case of unfavourable market conditions. No minimum environmental or social safeguards will be in place in relation to such holdings.

This category may also include investments for which relevant data is not available.



**Is a specific index designated as a reference benchmark to determine whether this financial product is aligned with the environmental and/or social characteristics that it promotes?**

The EMIX Smaller European Companies Index is used for performance comparison purposes only and is not designated for the purpose of attaining the environmental and/or social characteristics promoted by the Fund.

**Reference benchmarks** are indexes to measure whether the financial product attains the environmental or social characteristics that they promote.

- ***How is the reference benchmark continuously aligned with each of the environmental or social characteristics promoted by the financial product?***  
Not applicable
- ***How is the alignment of the investment strategy with the methodology of the index ensured on a continuous basis?***  
Not applicable
- ***How does the designated index differ from a relevant broad market index?***  
Not applicable
- ***Where can the methodology used for the calculation of the designated index be found?***  
Not applicable



**Where can I find more product specific information online?**

More product-specific information can be found on the website:  
<https://www.jupiteram.com/board-and-governance/#sustainable-finance-disclosures>

---

## Jupiter Asset Management Series plc

---

An umbrella type open-ended investment company with variable capital and segregated liability between sub-funds and incorporated with limited liability under the laws of Ireland with registered number 271517, authorised by the Central Bank on 10 October 1997 as a UCITS, pursuant to the UCITS Regulations.

This Supplement contains information relating specifically to the Jupiter Gold & Silver Fund, a sub-fund of Jupiter Asset Management Series plc (the "**Company**"), an open-ended umbrella fund with segregated liability between sub-funds.

**This Supplement forms part of and should be read in the context of and in conjunction with the Prospectus for the Company dated 30 November 2022 (the "Prospectus") which immediately precedes this Supplement and is incorporated herein.**

### Jupiter Gold & Silver Fund

**30 November 2022**

*Capitalised terms used herein shall have the meanings attributed to them in the Prospectus.*

The Directors of the Company whose names appear in the Prospectus under the heading "**Management and Administration**" accept responsibility for the information contained in this Supplement and the Prospectus. To the best of the knowledge and belief of the Directors (who have taken all reasonable care to ensure that such is the case) the information contained in this Supplement and in the Prospectus is in accordance with the facts and does not omit anything likely to affect the import of such information. The Directors accept responsibility accordingly.

## Investment Objective and Policies

The investment objective of the Jupiter Gold & Silver Fund is to seek to achieve a total return by investing predominantly in listed equities.

The Jupiter Gold & Silver Fund will aim to achieve its investment objective by investing not less than 70% of its Net Asset Value directly in a diversified portfolio of equity and equity related securities of companies engaged in activities related to the exploration for, development of, and production of gold and silver as well as exchange-traded funds that reflect the movement price of gold or silver. While the Investment Manager has not set any geographical concentration investment restrictions, the Jupiter Gold & Silver Fund investments may include securities of global issuers including up to, but not exceeding, 20% of its Net Asset Value in issuers in Emerging Markets or in issuers established outside of Emerging Markets which have a predominant proportion of their assets or business operations in Emerging Markets, and which are listed, traded or dealt in on a Regulated Market worldwide. The Jupiter Gold & Silver Fund will not invest directly in physical gold or silver bullion.

The equity and equity-related securities in which the Jupiter Gold & Silver Fund may invest include ordinary shares or common stock, preferred stock, ADRs, GDRs, preference shares, rights issues and warrants. The Jupiter Gold & Silver Fund may invest up to 10% of its net assets in unlisted equity securities.

The Jupiter Gold & Silver Fund may invest in convertible securities including bonds, and debentures which may be converted or exchanged at a stated or determinable exchange ratio. Convertible securities may offer higher income than the shares into which they are convertible. These allow the Investment Manager to gain access to currency or equity exposure in a cost-effective manner. In the case of a hybrid security such as a convertible bond, for example, the Jupiter Gold & Silver Fund will seek to benefit from a steady income stream, the repayment of principal at maturity, and the potential to share in the upside of the common stock. The security's yield advantage and finite maturity give the convertible downside price support, or investment value. At the same time, the embedded option component provides participation in higher equity values. The convertible securities and hybrid securities in which the Jupiter Gold & Silver Fund may invest may embed an option or forward derivative component. However, any additional leverage generated by the derivative will not cause the Jupiter Gold & Silver Fund to exceed the leverage limit outlined below. The Investment Manager may use convertible and senior fixed interest securities and debentures to gain exposure to a given company while aiming to achieve a better risk adjusted performance for the Jupiter Gold & Silver Fund than the equity or when the liquidity in these instruments is more attractive than the equity.

The Jupiter Gold & Silver Fund may employ investment techniques and instruments which may be exchange-traded or over-the-counter derivatives, such as futures and FX forward contracts, convertible securities and hybrid securities.

Futures contracts (including currency futures, equity futures and index futures) may be used to hedge against market risk. A currency future is a transferable futures contract that specifies the price at which a currency can be bought or sold at a future date. An equity futures contract trades on an organised exchange and is based on an individual underlying equity security rather than a stock index. An index future is a futures contract on a stock or financial index. For each index there may be a different multiple for determining the price of the futures contract. Futures contracts may be used to hedge against market risk or to equitise cash balances pending investment of a cash flow.

Forward contracts (including FX forwards) may be used to hedge the value of an asset, currency or deposit. An FX forward contract is a transaction in which it is agreed to exchange a specified amount of different currencies at some future date, with the exchange rate being set at the time the contract is entered into. FX forward contracts may be used to hedge against currency movements and provide currency risk management.

Such derivative instruments may be used for (i) hedging purposes, (ii) efficient portfolio management, and/or (iii) investment purposes, subject to the conditions and within the limits from time to time laid down by the Central Bank. The derivatives will assist in achieving the investment objective of the Jupiter Gold & Silver Fund by allowing for the adjustment of risk (including credit, currency and interest rate

risk) and by implementing trades in a more efficient and cost effective manner. For example, as outlined below, the Fund may use derivatives to hedge a currency exposure, as a substitute for taking a position in the underlying asset where the Investment Manager feels that a derivative exposure to the underlying asset represents better value than a direct exposure or to tailor the Jupiter Gold & Silver Fund's exposures to the Investment Manager's outlook for various markets. Currency hedging activities and currency positions will be implemented using spot and forward foreign exchange contracts and futures. Futures contracts (including currency futures) may be used to hedge against market risk, currency risk or to gain exposure to an underlying market.

All exposure arising through the investment in financial derivative instruments will be covered by the underlying assets of the Jupiter Gold & Silver Fund. The Jupiter Gold & Silver Fund will use the commitment approach methodology to accurately measure, monitor and manage the "leverage" effect produced by the use of financial derivative instruments and for the calculation of its global exposure. As the Jupiter Gold & Silver Fund uses the commitment approach it must ensure that its global exposure does not exceed its total net asset value and the Jupiter Gold & Silver Fund may not therefore be leveraged in excess of 100% of its net asset value. In using the commitment approach for the calculation of global exposure, the Jupiter Gold & Silver Fund will convert each derivative position into the market value of an equivalent position in the underlying asset of that derivative.

The Jupiter Gold & Silver Fund may invest up to 10 per cent of its Net Asset Value in open-ended collective investment schemes (including ETFs) whose objective is to invest in any of the foregoing in order to provide the Jupiter Gold & Silver Fund with indirect exposure to the foregoing instruments. Investment in collective investment schemes shall include both UCITS and alternative investment funds. Such schemes will be domiciled in the EEA, Jersey, Guernsey or the UK. In particular, any investment in open-ended alternative investment funds will be subject to Regulation 114(6) of the Central Bank (Supervision and Enforcement) Act 2013 (Section 48(1)) (Undertakings for Collective Investment in Transferable Securities) Regulations 2019 (the "Central Bank UCITS Regulations") and will be compatible with the investment objective of the Jupiter Gold & Silver Fund.

Subject to the above and the requirements of the Central Bank, the Jupiter Gold & Silver Fund may invest in collective investment schemes with which the Company is linked by common management or control or by a substantial direct or indirect holding. Where the Jupiter Gold & Silver Fund invests in underlying funds which are managed by the Manager or any other company with which the Manager is linked by common management or control or by a substantial direct or indirect holding, the Manager (or other relevant entity) may not charge any subscription, conversion or redemption fees on account of such investment by the Jupiter Gold & Silver Fund.

Where the Jupiter Gold & Silver Fund invests in the Shares of other Funds of the Company, the rate of the Management Fee which investors in the Jupiter Gold & Silver Fund are charged in respect of that portion of the Jupiter Gold & Silver Fund's assets invested in other Funds shall not exceed the rate of the maximum Management Fee which investors in the Jupiter Gold & Silver Fund may be charged in respect of the balance of the Jupiter Gold & Silver Fund's assets, such that there shall be no double charging of the Management Fee to the Jupiter Gold & Silver Fund as a result of its investments in other Funds. The maximum level of management fees that may be charged to the investment funds in which the Jupiter Gold & Silver Fund may invest shall be 1.00% of net asset value.

In order to achieve the investment objective, the Jupiter Gold & Silver Fund may also invest up to 50% of its Net Asset Value in closed-ended funds. Eligible closed-ended funds are schemes which (i) qualify as transferable securities, (ii) are subject to the corporate governance regime applied to companies and (iii) where asset management activity is carried out by another entity that entity is subject to national regulation for the purposes of investor protection. Investment in closed-ended collective investment schemes will further be confined to schemes which are considered by the Investment Manager to be relatively liquid in nature whether by virtue of a listing on a Regulated Market or the existence of a secondary market in units for such funds and such an investment shall constitute an investment in a transferable security in accordance with the requirements of the Central Bank.

The Jupiter Gold & Silver Fund may also hold and invest cash in deposits, treasury bills, short-term securities, commercial paper, certificates of deposit and money market funds which are UCITS and which in turn provide exposure to money market instruments. Any such cash or cash equivalents will not be held for speculative purposes but will be ancillary to the primary investment strategy of the Jupiter

Gold & Silver Fund. The treasury bills, short-term securities and debt securities listed above will be listed or traded on a Regulated Market subject to the investment restrictions at paragraph 2.1 of Schedule III in the Prospectus. The Jupiter Gold & Silver Fund will not invest in below Investment Grade debt securities.

As part of its potential Emerging Markets exposure, the Jupiter Gold & Silver Fund will typically invest up to 5% of net assets in securities traded on domestic Russian markets and any such investment will only be made in securities that are listed/traded on the Moscow Exchange.

The Jupiter Gold & Silver Fund is denominated in USD but will hold assets denominated in other currencies.

### **Investment Approach**

The Jupiter Gold & Silver Fund is actively managed, which means the Investment Manager has freedom to select the investments in order to seek to achieve the investment objective of the Jupiter Gold & Silver Fund. In seeking to achieve its investment objective, the Jupiter Gold & Silver Fund aims to deliver a return, net of fees, greater than that of the composite benchmark - comprising 50% Gold Price (XAU) and 50% FTSE Gold Mines Index with net dividends re-invested - over rolling 3 year periods.

This composite benchmark represents the returns arising from a portfolio split between bullion (represented by Gold Price (XAU)) and the shares of gold mining companies (represented by the FTSE Gold Mines Index).

The Investment Manager uses a bottom-up stock selection process in order to gain exposure to gold and silver investments via listed companies. This process involves analysing mining companies by meeting company management, attending trade events as well as performing balance sheet and cashflow analysis, to identify companies that the Investment Manager believes will produce a good long-term return to shareholders.

In addition the Investment Manager will use macro-economic factors, such as interest and inflation rates and fundamental analysis, such as supply and demand analysis, to evaluate the optimal ratio between gold and silver related assets at a given point in the market cycle. Silver tends to outperform gold in an environment of rising gold prices and underperform gold when sentiment moves against the sector, and the Investment Manager will seek to adjust the ratio of the aforementioned gold to silver related equity and equity related securities to create the optimal balance in the portfolio.

Although a large proportion of the Jupiter Gold & Silver Fund's investments may be components of the composite benchmark, the Investment Manager does not seek to replicate the performance of the composite benchmark; it is seeking to deliver a return, net of fees, greater than the composite benchmark. In particular, the Jupiter Gold & Silver Fund may invest in equity and equity related securities which are not included in the composite benchmark, and the security selection and portfolio construction process, as set out above, mean that the investment universe of the Jupiter Gold & Silver Fund may diverge materially from the composite benchmark, for example, as a result of the Jupiter Gold & Silver Fund's exposure to silver, which is not expected to be in the composite benchmark. Therefore, the risk and return profile of the Jupiter Gold & Silver Fund will likely be significantly different to that of the composite benchmark.

### **Sustainability Approach**

Material sustainability risks are integrated into the investment decision making process and risk management process. The active ownership approach considers material ESG factors (such as environmental, or social considerations) and principal adverse impacts on sustainability factors, which strengthen the assessment of the risks and opportunities that drive long-term value. These measures are believed to enhance investment decision making leading to better client outcomes.

These risks are considered through the investment process and form part of the ongoing monitoring of portfolio companies. The Investment Manager will utilise a combination of any of the following to meet these goals:

- i) Primary research;
- ii) Third party ESG risk data (including climate analysis and principal adverse impact data);
- iii) Proxy voting research;
- iv) Direct and collaborative engagement with companies and other investors / industry bodies; and
- v) Commitment to responsible investment codes.

There are no sustainability risk-related limits or ESG investment restrictions applicable to the Jupiter Gold & Silver Fund save for such restrictions as may arise in line with regulatory requirements. Low ranking or negative third-party scores from third party ESG providers will not automatically prohibit investment. The Investment Manager retains discretion to divest from or engage with a portfolio company when considering adverse sustainability risks or events. The above activities are conducted by the Investment Manager because it is responsible for the integration of sustainability risks within the investment decision-making process. In the Investment Manager's view, the integration of material sustainability risks in the investment process informs investment decisions and contributes to stronger risk adjusted returns over the long-term. The assessment of the likely impact of sustainability risks on returns involves both quantitative and qualitative judgments. The outcomes in accordance with Jupiter's Responsible Investment Policy can be realised in the short term or achieved over multiple periods. Impacts may also be influenced by market conditions.

#### *Status under the Taxonomy Regulation*

Further to the Taxonomy Regulation, the investments underlying the Jupiter Gold & Silver Fund do not take into account the EU criteria for environmentally sustainable economic activities.

Please refer to the sections headed "Environmental, Social and Governance ("ESG") Investment Risk", "Sustainability Risk" and "The Sustainable Finance Disclosure Regulation" for further information.

#### **Profile of a Typical Investor**

A typical investor has a long term investment horizon and is prepared to accept a moderate to high level of volatility. This is not a guide to the future volatility of the Jupiter Gold & Silver Fund and may move over time. Investors may also refer to the KIID for the most up-to-date SRRI measurement of volatility.

#### **Investment Manager**

The Investment Manager of the Jupiter Gold & Silver Fund is Jupiter Investment Management Limited.

#### **Base Currency**

The Base Currency is USD for the Jupiter Gold & Silver Fund.

#### **Business Day**

In respect of the Jupiter Gold & Silver Fund, means a day (excluding Saturdays, Sundays and public holidays) on which retail banks are open for business in Dublin, London, and the New York Stock Exchange is open for business in New York.

#### **Dealing Day**

Means in respect of the Jupiter Gold & Silver Fund every Business Day or such other days as the Directors may determine and provided that there shall be at least one Dealing Day each fortnight.

#### **Classes of Shares**

The Classes of Shares in the Jupiter Gold & Silver Fund are distinguished principally on the basis of the initial charge, the redemption charge, the contingent deferred sales charge and the management, performance and distribution fees applicable to them.

Class C, L and N Shares are offered primarily as an investment to Retail Investors. Investors wishing to purchase Class C, L or N Shares should do so via their financial intermediary.

Class I Shares may be offered in certain limited circumstances to Institutional Investors or distributors and platforms who have separate fee arrangements with their clients, and who in the Investment Manager's reasonable opinion are able to subscribe an amount in excess of the investment minimum as set out below. With regard to MiFID distributors, Class I Shares will be available to those providing portfolio management or independent investment advice as defined by the MiFID II Directive and those providing non independent advice who have a separate fee arrangement with their clients under which they have agreed not to receive and retain inducements.

Class U1 Shares are only available to investors who in the Manager or Investment Manager's reasonable opinion are able to subscribe an amount in excess of the investment minimum as set out below and who have agreed specific terms of business with the Manager or Investment Manager. With regard to MiFID distributors, Class U1 Shares will be available to those providing portfolio management or independent investment advice as defined by the MiFID II Directive and those providing non independent advice who have a separate fee arrangement with their clients under which they have agreed not to receive and retain inducements.

Class U2 Shares are offered only as an investment through designated financial intermediaries who have agreed specific terms of business with the Investment Manager. With regard to MiFID distributors, Class U2 Shares will be available to those providing portfolio management or independent investment advice as defined by the MiFID II Directive and those providing non independent advice who have a separate fee arrangement with their clients under which they have agreed not to receive and retain inducements.

Class P2 Shares are offered only as an investment through designated financial intermediaries and/or investors who have agreed specific terms of business with the Investment Manager.

### Initial Offer Period and Subscription Price

The Initial Offer Period for any Class of Shares in the Jupiter Gold & Silver Fund which is available but not yet launched will close on 29 May 2023. The initial offer period in respect of any new class of Shares may be shortened or extended by the Directors. The Central Bank will be notified in advance of any such extension if subscriptions for Shares have been received and otherwise on an annual basis. After closing of the initial offer period Shares in the Fund will be issued at the Net Asset Value per Share.

The initial subscription price of each Class of Shares during the Initial Offer Period shall be, depending on the denomination of the Share Class, EUR 10.00, GBP 10.00, SGD 10.00, HKD 10.00 or USD 10.00.

### Fees and Expenses

#### Management Fee, Initial Charge, Redemption Fee, Distribution Fee and Minimum Investment and Holding Amounts

The amount of the fees for each of the various Classes of Shares of the Jupiter Gold & Silver Fund is set out below and is expressed as a percentage per annum of the Net Asset Value of each Class of Share in the Jupiter Gold & Silver Fund.

| Class                       | Currency | Minimum Initial Investment | Minimum Subsequent Investment | Minimum Holding Requirement | Initial Charge | Management Fee | Redemption Fee | Distribution Fee | Performance Fee |
|-----------------------------|----------|----------------------------|-------------------------------|-----------------------------|----------------|----------------|----------------|------------------|-----------------|
| <b>L (USD) Accumulation</b> | USD      | USD 500                    | USD 250                       | USD 500                     | Up to 5.00%    | 1.50%          | Nil            | Nil              | No              |
| <b>L (EUR) Accumulation</b> | EUR      | EUR 500                    | EUR 250                       | EUR500                      | Up to 5.00%    | 1.50%          | Nil            | Nil              | No              |



|                                    |     |                 |                 |                 |             |        |     |             |     |
|------------------------------------|-----|-----------------|-----------------|-----------------|-------------|--------|-----|-------------|-----|
| <b>L (GBP) Accumulation</b>        | GBP | GBP500          | GBP 250         | GBP 500         | Up to 5.00% | 1.50%  | Nil | Nil         | No  |
| <b>L (HKD) Accumulation</b>        | HKD | HKD 500         | HKD 250         | HKD 500         | Up to 5.00% | 1.50%  | Nil | Nil         | No  |
| <b>L (SGD) Hedged Accumulation</b> | SGD | SGD 500         | SGD 250         | SGD 500         | Up to 5.00% | 1.50%  | Nil | Nil         | No  |
| <b>C (USD) Accumulation</b>        | USD | USD 1,000       | USD 500         | USD 500         | Up to 1.00% | 1.50%  | Nil | Up to 1.50% | No  |
| <b>I (USD) Accumulation</b>        | USD | USD 1,000,000   | USD 100,000     | USD 1,000,000   | Nil         | 0.75%  | Nil | Nil         | No  |
| <b>I (EUR) Accumulation</b>        | EUR | EUR 1,000,000   | EUR 100,000     | EUR 1,000,000   | Nil         | 0.75%  | Nil | Nil         | No  |
| <b>N (USD) Accumulation</b>        | USD | USD 1,000       | USD 500         | USD 500         | Up to 3%    | 1.50%  | Nil | Up to 1%    | No  |
| <b>I (GBP) Accumulation</b>        | GBP | GBP 1,000,000   | GBP 100,000     | GBP 1,000,000   | Nil         | 0.75%  | Nil | Nil         | No  |
| <b>U1 (GBP) Accumulation</b>       | GBP | GBP 25,000,000  | GBP 2,500,000   | GBP 25,000,000  | Nil         | 0.675% | Nil | Nil         | No  |
| <b>U2 (GBP) Accumulation</b>       | GBP | GBP 50,000,000  | GBP 5,000,000   | GBP 50,000,000  | Nil         | 0.60%  | Nil | Nil         | No  |
| <b>P2 (GBP) Accumulation</b>       | GBP | GBP 300,000,000 | GBP 150,000,000 | GBP 150,000,000 | Nil         | 0.15%  | Nil | Nil         | Yes |
| <b>P2(USD) Accumulation</b>        | USD | USD 300,000,000 | USD 150,000,000 | USD 150,000,000 | Nil         | 0.15%  | Nil | Nil         | Yes |
| <b>P2 (EUR) Accumulation</b>       | EUR | EUR 300,000,000 | EUR 150,000,000 | EUR 150,000,000 | Nil         | 0.15%  | Nil | Nil         | Yes |

### Performance Fee

With respect to the Jupiter Gold & Silver Fund, the Investment Manager may be entitled to a performance fee out of the Jupiter Gold & Silver Fund's assets. With respect to the Jupiter Gold & Silver Fund, the performance fee is only applicable to the following share classes: Class P2 (EUR) Accumulation Shares, Class P2 (GBP) Accumulation Shares and Class P2 (USD) Accumulation Shares.

The Performance Fee will be calculated and accrued daily and will be payable annually in arrears in respect of each Performance Period (“**Performance Period of the Jupiter Gold & Silver Fund**”). A Performance Period of the Jupiter Gold & Silver Fund will comprise of each successive twelve month period ending on 31 December. The Performance Fee (if any), will crystallise, become payable and will be credited to the Investment Manager at the end of each Performance Period. The Performance Fee is normally payable to the Investment Manager annually in arrears within 15 calendar days of the end of each Performance Period. In addition, if a Shareholder repurchases or converts all or part of their Shares before the end of a Performance Period, any accrued Performance Fee with respect to such Shares will crystallise on that Dealing Day and will then become immediately payable.

If a Share is repurchased or converted at any time other than at the end of a Performance Period, the Performance Fee attributable to such Share could be different from the Performance Fee that would be payable if such Share was not repurchased or converted until the end of the relevant Performance Period.

“**The Benchmark**” is a composite, made up of (i) a 50:50 split between the FTSE Gold Mines Index (TICKER TFTMIGMI) expressed in GBP and the XAU:GBP gold price for the P2 (GBP) Accumulation Shares, (ii) a 50:50 split between the FTSE Gold Mines Index (TICKER TFTMIGMI) expressed in EUR and XAU:EUR for the P2 (EUR) Accumulation Shares and (iii) a 50:50 split between the FTSE Gold Mines Index (TICKER: TFTMIGMI) expressed in USD and the XAU: USD gold price for the P2 (USD) Accumulation Shares. Please note, as shown by each Ticker code, the FTSE Index component for the Performance Fee Composite benchmark is gross of withholding tax.

“**The Benchmark Performance**” in respect of a Performance Period of the Jupiter Gold & Silver Fund, the Benchmark Performance is the difference between the level of the Benchmark calculated at the Valuation Point on the last Business Day of the previous Performance Period of the Jupiter Gold & Silver Fund and the level of the Benchmark calculated at the Valuation Point on the last Business Day of the relevant Performance Period of the Jupiter Gold & Silver Fund, expressed as a percentage.

The “**Share Class Performance**” in respect of the first Performance Period of the Jupiter Gold & Silver Fund is the difference between the opening Net Asset Value per Share and the Net Asset Value per Share at the Valuation Point on the last Business Day of the Performance Period of the Jupiter Gold & Silver Fund, expressed as a percentage. For each Performance Period of the Jupiter Gold & Silver Fund thereafter, the Share Class Performance is the difference between the Net Asset Value per Share at the Valuation Point on the last Business Day of the previous Performance Period of the Jupiter Gold & Silver Fund and the Net Asset Value per Share at the Valuation Point on the last Business Day of the relevant Performance Period of the Jupiter Gold & Silver Fund, expressed as a percentage.

As outlined in the ‘Investment Approach’ section above, the Benchmark is consistent with the Jupiter Gold & Silver Fund’s investment, strategy. Information on the Jupiter Gold & Silver Fund’s past performance measured against the Benchmark is included in the relevant KIID.

Calculation of the Net Asset Value per Share of each Class for Performance Fee purposes is net of all costs but no deduction will be made on account of Performance Fees accrued in the Performance Period of the Jupiter Gold & Silver Fund, unless it is in the best interests of the Shareholders to do so and any net income distributed to Shareholders in respect of the Performance Period of the Jupiter Gold & Silver Fund is added back.

The “**Percentage Outperformance**” in respect of Performance Periods of the Jupiter Gold & Silver Fund where Share Class Performance is greater than Benchmark Performance is the arithmetical difference between Share Class Performance and Benchmark Performance, expressed as a percentage. In respect of Performance Periods of the Jupiter Gold & Silver Fund where Share Class Performance is less than Benchmark Performance, such underperformance, being the arithmetical difference between Share Class Performance and Benchmark Performance expressed in percentage points, will be carried forward and no Performance Fee will be payable in any subsequent Performance Period of the Jupiter Gold & Silver Fund unless Share Class Performance measured against Benchmark Performance has recovered any accumulated percentage underperformance for previous periods. In the Performance Period of the Jupiter Gold & Silver Fund in which any accumulated percentage underperformance is recovered, only that part of the Percentage Outperformance for such period as

exceeds the accumulated percentage underperformance carried forward is taken into account for the purposes of calculating the performance fee payable for the Performance Period of the Jupiter Gold & Silver Fund.

The Performance Fees are calculated with reference to an adjusted average number of Shares in issue during the relevant Performance Period. The amount of Performance Fee payable in respect of each Share is a US Dollar amount equivalent to the opening Net Asset Value per Share on the first Business Day of the Performance Period of the Jupiter Gold & Silver Fund x Percentage Outperformance x 20 per cent. and is payable based on the adjusted average number of Shares in issue for the Class P2 (EUR) Accumulation Shares, Class P2 (GBP) Accumulation Shares and Class P2 (USD) Accumulation Shares during the Performance Period of the Jupiter Gold & Silver Fund. The adjusted average number of Shares takes account of repurchases, conversions and subscriptions occurring during the relevant Performance Period.

For the purposes of the first calculation of the Performance Fee, the initial offer price in respect of each Share Class was taken as the opening Net Asset Value. The first Performance Period for each Class will begin on the date on which the first Shares of the relevant Class are issued and will end on 31 December in that year. The Performance Fee accrues and is taken into account in the calculation of the Net Asset Value per Share on a daily basis.

The amount of the Performance Fee will be calculated by the Administrator. The calculation of the Performance Fee shall be verified by the Depositary and, as a result, it is not anticipated to be open to the possibility of manipulation.

The calculation of the Performance Fee shall also be reviewed by the Auditors as part of the annual audit of the Company.

The Investment Manager may, at its discretion, waive the Performance Fee payable in respect of a Performance Period of the Jupiter Gold & Silver Fund.

**Performance Fees are payable on net realised and net unrealised gains and losses as at the end of each Performance Period of the Jupiter Gold & Silver Fund and as a result, Performance Fees may be paid on unrealised gains which may subsequently never be realised.**

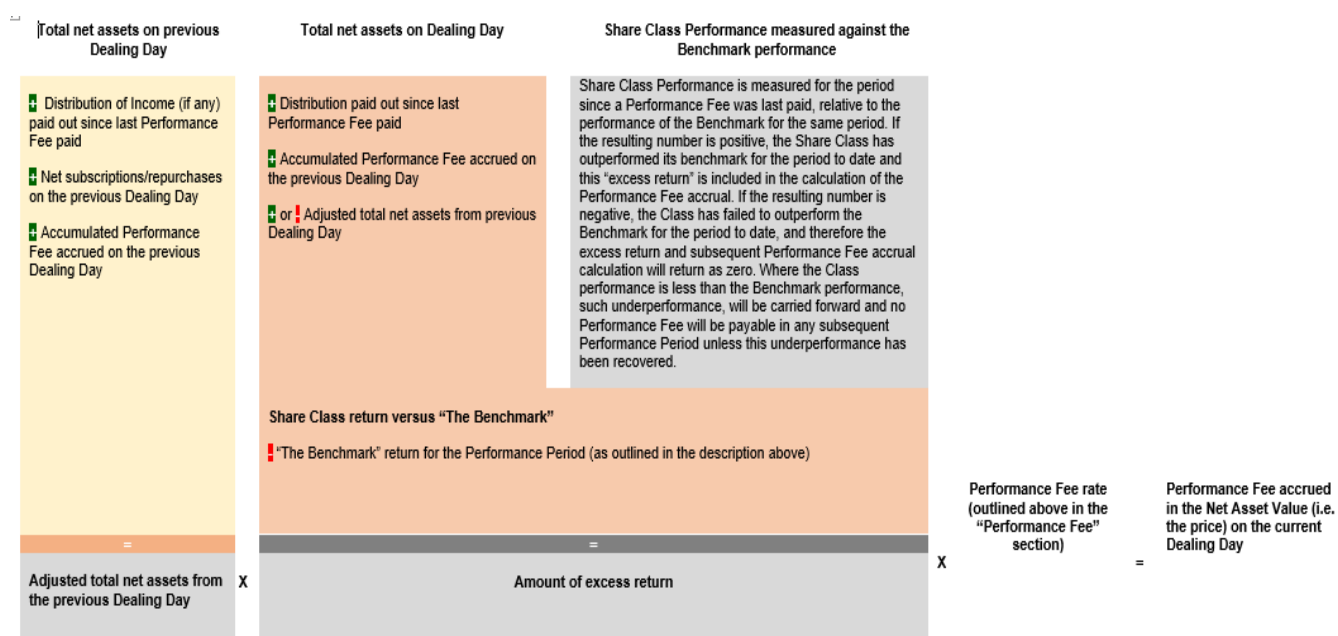
Performance Fees may also be payable during a Performance Period of the Jupiter Gold & Silver Fund where there is a decline in the Net Asset Value per Share.

The methodology used in calculating the Performance Fee will impact Shareholders differently in relation to the payment of Performance Fees (with some Shareholders paying disproportionately higher Performance Fees in certain circumstances) and may also result in certain Shareholders having more of their capital at risk at any time than others (as no equalisation methodology is employed in respect of the Performance Fee calculation).

#### **Performance Fee Calculation Breakdown**

In addition to the relevant Management Fee, the Investment Manager will be entitled to a Performance Fee in respect of the relevant Classes. The following details and examples are included for information purposes only.

## Performance Fee Daily Calculation



**Important Information:** A Performance Fee may be charged even if the Class Performance is negative, so long as the Benchmark has decreased more than the Net Asset Value of the relevant Class.

### Performance Fee – Examples

Please note that examples are illustrative only and are not intended to reflect any actual past performance or potential future performance. This example assumes that an investment of \$100,000 is made on the first day of the calendar year in one of the relevant Performance Fee Classes, which attracts a Performance Fee of 20%. The initial NAV per Share is calculated as \$10, and the number of shares remain unchanged.

|        | Number of shares | NAV Per Share | Share Class Return (Net of fees) | Benchmark Return | Out/ Underperformance | Performance Fee Charged Per Share | NAV at End of Year |
|--------|------------------|---------------|----------------------------------|------------------|-----------------------|-----------------------------------|--------------------|
| Year 1 | 10,000           | \$10.00       | 20%                              | 5%               | 15%                   | \$0.30                            | \$11.70            |
| Year 2 | 10,000           | \$11.70       | -10%                             | -15%             | 5%                    | \$0.12                            | \$10.41            |
| Year 3 | 10,000           | \$10.41       | 10%                              | 13%              | -3%                   | \$0                               | \$11.45            |
| Year 4 | 10,000           | \$11.45       | -6%                              | -14%             | 5%                    | \$0.10                            | \$10.66            |

**Year 1** Class outperforms the Benchmark (please see "Out/ Underperformance" in the table above). Performance Fee payable; a new Performance Period begins.

**Year 2** Class Performance is negative, but still outperforms the Benchmark (please see "Out/ Underperformance" in the table above) Performance Fee payable; a new Performance Period begins.

**Year 3** Class underperforms the Benchmark (please see "Out/ Underperformance" in the table above). No Performance Fee payable; Measurement for that Performance Period is extended into the next Performance Period.

**Year 4** Though Class performance is negative, it goes from underperforming the Benchmark to outperforming it (i.e. the class has outperformed the benchmark, which includes having recovered any

previous underperformance from year 3, please see “Out/ Underperformance” in the table above). Performance Fee payable; a new Performance Period begins.

### **Contingent Deferred Sales Charge**

A contingent deferred sales charge may be payable on the repurchase of the Class C Shares of the Jupiter Gold & Silver Fund. The amount of the contingent deferred sales charge payable will depend on the length of time between the date the Shares were purchased and their repurchase at the rates set out below.

| <b>Years since purchase</b> | <b>Contingent deferred sales charge as a percentage of the subscription price paid</b> |
|-----------------------------|--|
|                             | <b>Class C Shares</b>  |
| 0 - 1                       | 1.00%  |
| 1 - 2                       | Nil  |
| 2 - 3                       | Nil  |
| 3 - 4                       | Nil  |
| 4 and thereafter            | Nil  |

Any contingent deferred sales charge will be payable to the Manager. The Manager may pay some or all of any contingent deferred sales charge to its delegates as reimbursement for the expense of distribution, intermediary and/or other services rendered to the Manager, the Company and the Jupiter Gold & Silver Fund. No contingent deferred sales charge shall be payable on Shares issued arising as a result of the reinvestment of dividends. No contingent deferred sales charge shall be payable on any increase on the Net Asset Value per Share above the subscription price paid for the Share and no contingent deferred sales charge shall be payable on transfers or conversions of Shares. For the purposes of determining whether a contingent deferred sales charge is payable any Shares redeemed shall be deemed to be those first subscribed.

A detailed summary of each of the fees and expenses of the Jupiter Gold & Silver Fund and the Company is set out in the section of the Prospectus headed “**Fees and Expenses**”.

For further details on the subscription, repurchase, transfer or conversion of Shares in the Jupiter Gold & Silver Fund please refer to the section of the Prospectus headed “**Subscriptions, Repurchases and Dealings in Shares**”.

### **Establishment Costs**

The cost of establishing the Jupiter Gold & Silver Fund and the preparation and printing of the relevant Supplement is expected not to exceed €50,000 and will be charged to the Jupiter Gold & Silver Fund and amortised over a period of up to three years of the Jupiter Gold & Silver Fund’s operation or such other shorter period as the Directors may determine.

### **Distribution Policy**

The Jupiter Gold & Silver Fund currently does not offer any Distributing Share Classes. The income and capital gains of the Share Classes of the Jupiter Gold & Silver Fund will be reinvested in accordance with the investment objectives and investment policies of the Jupiter Gold & Silver Fund.

### **Risk Factors**

The attention of investors is drawn to the sections of the Prospectus headed “**Financial Derivative Instruments**” and “**Risk Factors**”.

### **Material Contracts**

The following contract has been entered into and is, or may be, material in respect of the Jupiter Gold & Silver Fund:-

The Management and Distribution Agreement dated 31 October 2019, between the Company, the Manager and the Investment Manager.

---

# Jupiter Asset Management Series plc

---

An umbrella type open-ended investment company with variable capital and segregated liability between sub-funds and incorporated with limited liability under the laws of Ireland with registered number 271517, authorised by the Central Bank on 10 October 1997 as a UCITS, pursuant to the UCITS Regulations.

This Supplement contains information relating specifically to the Jupiter UK Specialist Equity Fund, a sub-fund of Jupiter Asset Management Series plc (the "**Company**"), an open-ended umbrella fund with segregated liability between sub-funds.

**This Supplement forms part of and should be read in the context of and in conjunction with the Prospectus for the Company dated 30 November 2022 (the "Prospectus") which immediately precedes this Supplement and is incorporated herein.**

## Jupiter UK Specialist Equity Fund

30 November 2022

*Capitalised terms used herein shall have the meanings attributed to them in the Prospectus.*

The Directors of the Company whose names appear in the Prospectus under the heading "**Management and Administration**" accept responsibility for the information contained in this Supplement and the Prospectus. To the best of the knowledge and belief of the Directors (who have taken all reasonable care to ensure that such is the case) the information contained in this Supplement and in the Prospectus is in accordance with the facts and does not omit anything likely to affect the import of such information. The Directors accept responsibility accordingly.

**From time to time a substantial portion of Jupiter UK Specialist Equity Fund may be held in cash deposits, treasury bills or short-term money market instruments. These investments are not protected by any government, government agency or other guarantee scheme which may be available to protect the holder of a bank deposit account. As a result, prospective investors should note that there is a risk that the value of their investment in the Jupiter UK Specialist Equity Fund may fluctuate.**

**Due to the higher than average degree of risk because of its ability to invest in financial derivative instruments for investment purposes which may increase the volatility of the Jupiter UK Specialist Equity Fund, an investment in the Jupiter UK Specialist Equity Fund should not constitute a substantial proportion of an investment portfolio and may not be appropriate for all investors.**

## Investment Objective and Policies

The investment objective of the Jupiter UK Specialist Equity Fund is to achieve capital appreciation by taking long and short positions mainly in UK equities outside the FTSE 100 Index, whilst seeking to deliver absolute returns in all market conditions.

Jupiter UK Specialist Equity Fund will aim to achieve its investment objective by primarily investing in the equities of predominantly UK issuers or companies where the predominant part of their revenues are derived from the UK, which are listed on Regulated Markets in the United Kingdom and the European Union. Jupiter UK Specialist Equity Fund may also invest in equity-related securities (including preferred stocks and convertible bonds (usually unrated), American and Global Depository Receipts) and other collective investment schemes (including money market funds) each of which are consistent with the investment objective and policy of the Jupiter UK Specialist Equity Fund and comply with the requirements of the Central Bank. Investment in other collective investment schemes will not exceed 10 per cent of the Net Asset Value of the Jupiter UK Specialist Equity Fund. These collective investment schemes will be established as UCITS under the UCITS Directive in any EU Member State. The Investment Manager will also use derivatives for investment and efficient portfolio management purposes as set out in greater detail below. The Jupiter UK Specialist Equity Fund may only utilise securities which are listed in this investment policy.

The convertible bonds in which the Jupiter UK Specialist Equity Fund may invest may embed an equity option. Any additional leverage generated by the derivative will not cause the Jupiter UK Specialist Equity Fund to exceed the leverage limit outlined below.

The Jupiter UK Specialist Equity Fund may invest up to 10% of its net assets in transferable securities which are not listed or traded on Regulated Markets.

The Jupiter UK Specialist Equity Fund aims to deliver an absolute return over rolling 12 month periods, in other words, at any one time the portfolio of the Jupiter UK Specialist Equity Fund will typically be constructed with reference to an investment horizon of no greater than 12 months.

The Jupiter UK Specialist Equity Fund will not have a formal sector or industry focus. Similarly, the Investment Manager does not apply specific market capitalisation parameters. Typically, the Jupiter UK Specialist Equity Fund will be diversified across a range of industries, sectors and market capitalisation ranges. A universe of UK-listed equities, mainly outside the FTSE 100, will be assessed, and long positions taken in the stocks determined most likely to deliver a positive return, and short positions taken in the stocks determined most likely to deliver a negative return. This assessment will be carried out using both a top down and bottom up approach as set out in further detail below. The total value of the long positions will be approximately matched by the total value of the short positions. Under normal market conditions and depending on the shorting opportunities in the markets, the Investment Manager expects that the Jupiter UK Specialist Equity Fund's gross exposure to be between +150 - +250%. Accordingly, under normal market conditions the Jupiter UK Specialist Equity Fund's net exposure to investment markets is likely to be in the range of -20% to +20% of Net Asset Value. Limits, as set out above, are employed in terms of position size, with regard to both short and long positions. The net and gross market exposure of Jupiter UK Specialist Equity Fund are maintained within predetermined limits and monitored regularly by the Investment Manager.

The Investment Manager will also use derivatives for both investment and hedging purposes though currency hedging will only take place at the Share Class level. The derivatives used will be equity-related derivatives (these are contracts for difference, index options and equity related futures). For example, the Fund may use derivatives which are permitted under the investment policy of the Fund (i) as a substitute for taking a position in the underlying asset where the Investment Manager feels that a derivative exposure to the underlying asset represents better value than a direct exposure, (ii) to tailor the Fund's exposures to the Investment Manager's outlook for various markets, and/or (iii) to gain an exposure to the composition and performance of a financial index. Details of any financial indices used by the Fund will be provided to Shareholders by the Investment Manager on request and will be set out in the Company's semi-annual and annual accounts. Any such indices will be cleared by the Central Bank or will meet its requirements. For example, contracts for difference ("CFDs") can be used to secure a profit or avoid a loss by reference to fluctuations in the value or price of equities or financial instruments or in an index of such equities or financial instruments. An equity CFD is a derivative



instrument designed to replicate the economic performance and the cash flows of a conventional share investment. CFDs may be used either as a substitute for direct investment in the underlying equity security or as an alternative to and for the same purposes as futures and options, particularly in cases where there is no futures contract available in relation to a specific security, or where an index option or index future represents an inefficient method of gaining exposure because of pricing risk. Where the Investment Manager wishes to take short positions in equities, it will only do so synthetically through the use of contracts for difference and options (including equity options). The use of equity futures will allow the Investment Manager to take positive and negative views on the direction of equity prices. For long exposures to equities, the Investment Manager will utilise equity derivatives where it considers that such instruments are the most appropriate or cost-effective means of accessing the relevant underlying equities. Additional descriptions of these derivative instruments and their commercial purposes is set out under the heading "Financial Derivative Instruments" in the Prospectus.

Jupiter UK Specialist Equity Fund may be leveraged through the use of derivatives. The extent of this leverage at any one time is not expected to exceed 250% of the Net Asset Value of Jupiter UK Specialist Equity Fund.

This leverage is calculated as the sum of the notional value of Jupiter UK Specialist Equity Fund's long positions and the absolute notional value of Jupiter UK Specialist Equity Fund's synthetic short positions, with no differentiation made as to whether instruments are used for investment or hedging purposes and no netting, even in respect of underlying positions, is allowed. Synthetic short positions are positions which are in economic terms equivalent to short positions and will be implemented through the use of financial derivative instruments in accordance with the Central Bank's requirements.

As Jupiter UK Specialist Equity Fund will use an absolute VaR model to measure the global market risk, the VaR limit for Jupiter UK Specialist Equity Fund cannot be greater than 4.47 per cent. of the Net Asset Value of Jupiter UK Specialist Equity Fund. The VaR for Jupiter UK Specialist Equity Fund will be calculated daily using a one-tailed 99 per cent. confidence level, a one day holding period and the historical period will not be less than one year (250 Business Days) and quarterly data set updates, or more frequent when market prices are subject to material changes.

From time to time a substantial portion of Jupiter UK Specialist Equity Fund may be held in cash deposits, treasury bills or short-term money market instruments as understood by reference to the UCITS Regulations and in money market funds (subject to the aggregate limit of 10 per cent. in collective investment schemes) ("Liquid Assets"). Investment to such extent in Liquid Assets may be made where this is considered to be in the best interests of Shareholders of Jupiter UK Specialist Equity Fund, for example, to mitigate Jupiter UK Specialist Equity Fund's exposure to market risk.

The Jupiter UK Specialist Equity Fund is denominated in Sterling.

### **Investment Approach**

The Jupiter UK Specialist Equity Fund is actively managed, which means the Investment Manager has freedom to select the investments in order to seek to achieve the investment objective of the Jupiter UK Specialist Equity Fund. As per the investment objective, stock selection is mainly from UK equities outside the FTSE 100 Index. However, the Investment Manager may invest in constituents of the FTSE 100 Index if it believes a particular stock offers the Jupiter UK Specialist Equity Fund the opportunity to generate the returns envisaged by the investment objective. The Investment Manager does not otherwise manage the Jupiter UK Specialist Equity Fund to, or control the Jupiter UK Specialist Equity Fund's risk relative to, any market index.

In seeking to achieve its investment objective, the Jupiter UK Specialist Equity Fund will aim to deliver a return, net of fees, in excess of the Sterling Overnight Interbank Average Rate over rolling 3 year periods. For performance measurement purposes, the cash benchmark will differ for non-base currency classes.

The Sterling Overnight Interbank Average Rate (SONIA) is the average interest rate that banks pay to borrow sterling overnight from other financial institutions on an unsecured basis.

The Jupiter UK Specialist Equity Fund adopts a flexible investment approach, which is considered by the Investment Manager to be paramount as no one rigid style of investment can accommodate all stages of the economic and business cycle. The investment approach aims to take account of and is responsive to anticipated changes in economic and market conditions. In order to achieve its investment objective the Investment Manager aims to blend top down and bottom up analysis and will be prepared to hold long or short positions (through the use of derivatives where appropriate or required) in the securities of both value and growth orientated companies as appropriate in order to generate consistent returns as outlined below.

Top down analysis is used by the Investment Manager to help to set the general direction and positioning of the Jupiter UK Specialist Equity Fund's portfolio. This analysis, which includes considerations such as the likely direction of interest rates, which industries the Investment Manager believes are likely to perform better or worse than the economy as a whole and whether there are any particularly significant economic events that should influence the positioning of the portfolio (such as currency weakness/strength or oil price movements) is particularly relevant when deciding relative exposure of stocks and sectors in the portfolio.

With regard to bottom up analysis, at a stock level the Investment Manager takes into account factors such as the nature of the business including its market position, the potential for earnings growth and dividend growth as well as a company's exposure to the economic cycle and its likely long term growth potential determined by revenue and profit growth. The Investment Manager also considers the ability of management, as evidenced by its track record, in the current business or in previous roles together with an assessment of its strategy for the business and the likelihood of its success coupled with the risks inherent in the strategy. The Investment Manager will also look to the company's financial position and ability to finance its growth plans and make an assessment of whether the company is likely to meet, beat or fall short of current market profit expectations which are assessed based on commercially available market data and broker forecasts and the potential for a valuation re-rating (where investors are willing to pay a higher price for shares in a company, on the basis of the company's expected future earnings). The Investment Manager selects positions on the basis of subjective judgement based on experience coupled with objective analysis utilising publicly available information such as companies' annual report and accounts to identify investments that are well placed to outperform in the market environment.

### **Sustainability Approach**

Material sustainability risks are integrated into the investment decision making process and risk management process. The active ownership approach considers material ESG factors (such as environmental, or social considerations) and principal adverse impacts on sustainability factors, which strengthen the assessment of the risks and opportunities that drive long-term value. These measures are believed to enhance investment decision making leading to better client outcomes.

These risks are considered through the investment process and form part of the ongoing monitoring of portfolio companies. The Investment Manager will utilise a combination of any of the following to meet these goals:

- i) Primary research;
- ii) Third party ESG risk data (including climate analysis and principal adverse impact data);
- iii) Proxy voting research;
- iv) Direct and collaborative engagement with companies and other investors / industry bodies; and
- v) Commitment to responsible investment codes.

There are no sustainability risk-related limits or ESG investment restrictions applicable to the Jupiter UK Specialist Equity Fund save for such restrictions as may arise in line with regulatory requirements. Low ranking or negative third-party scores from third party ESG providers will not automatically prohibit investment. The Investment Manager retains discretion to divest from or engage with a portfolio company when considering adverse sustainability risks or events. The above activities are conducted by the Investment Manager because it is responsible for the integration of sustainability risks within the investment decision-making process. In the Investment Manager's view, the integration of material sustainability risks in the investment process informs investment decisions and contributes to stronger

risk adjusted returns over the long-term. The assessment of the likely impact of sustainability risks on returns involves both quantitative and qualitative judgments. The outcomes in accordance with Jupiter's Responsible Investment Policy can be realised in the short term or achieved over multiple periods. Impacts may also be influenced by market conditions.

### *Status under the Taxonomy Regulation*

Further to the Taxonomy Regulation, the investments underlying the Jupiter UK Specialist Equity Fund do not take into account the EU criteria for environmentally sustainable economic activities.

Please refer to the sections headed "Environmental, Social and Governance ("ESG") Investment Risk", "Sustainability Risk" and "The Sustainable Finance Disclosure Regulation" for further information.

### **Profile of a Typical Investor**

A typical investor has a long term investment horizon and is prepared to accept a moderate level of volatility. This is not a guide to the future volatility of the Jupiter UK Specialist Equity Fund and may move over time. Investors may also refer to the KIID for the most up-to-date SRRI measurement of volatility.

### **Investment Manager**

The Investment Manager of the Jupiter UK Specialist Equity Fund is Jupiter Investment Management Limited.

### **Base Currency**

The Base Currency is Sterling/GBP for the Jupiter UK Specialist Equity Fund.

### **Business Day**

In respect of the Jupiter UK Specialist Equity Fund, means a day (excluding Saturdays and Sundays) on which banks and stock exchanges are open for business both in Dublin and in London.

### **Dealing Day**

Means in respect of the Jupiter UK Specialist Equity Fund every Business Day or such other days as the Directors may determine and provided that there shall be at least one Dealing Day each fortnight.

### **Classes of Shares**

The Classes of Shares in the Jupiter UK Specialist Equity Fund are distinguished principally on the basis of the initial charge, the redemption charge, the contingent deferred sales charge and the management and distribution fees applicable to them.

Class L and N Shares are offered primarily as an investment to Retail Investors. Investors wishing to purchase Class L or N Shares should do so via their financial intermediary.

Class F Shares may be offered in certain limited circumstances to Institutional Investors or distributors and platforms who have separate fee arrangements with their clients, and who in the Investment Manager's reasonable opinion are able to subscribe an amount in excess of the investment minimum as set out below. The Jupiter UK Specialist Equity Fund does not intend to issue more than £100,000,000 (or its currency equivalent) of Class F Shares, however the Directors may, in their sole and absolute discretion, increase this limit.

Class I Shares may be offered in certain limited circumstances to Institutional Investors or distributors and platforms who have separate fee arrangements with their clients, and who in the Investment Manager's reasonable opinion are able to subscribe an amount in excess of the investment minimum as set out below. With regard to MiFID distributors, Class I Shares will be available to those providing portfolio management or independent investment advice as defined by the MiFID II Directive and those

providing non independent advice who have a separate fee arrangement with their clients under which they have agreed not to receive and retain inducements.

Class X Shares are only available to investors who have agreed specific terms of business with the Manager or Investment Manager under which Management Fees will be collected directly from the investor. The Class X is not yet available for subscription.

The Directors may, in their sole and absolute discretion, close some or all of the Share classes in the Jupiter UK Specialist Equity Fund to subscriptions from existing and/or new Shareholders if the assets attributable to the Jupiter UK Specialist Equity Fund are at a level, above which, as determined by the Directors, it is not in the best interests of Shareholders to accept further subscriptions – for instance where the size of the Jupiter UK Specialist Equity Fund may constrain the ability of the Investment Manager to meet the investment objective. However, notwithstanding such closure the Directors reserve the right to accept any application for Shares at their discretion. Share Classes may also be closed to subscription in accordance with the prospectus under the section titled “Temporary Suspension of Valuation of the Shares and of Sales and Repurchases”.

### Initial Offer Period and Subscription Price

The Initial Offer Period for any Class of Shares in the Jupiter UK Specialist Equity Fund which is available but not yet launched will close on 29 May 2023. The initial offer period in respect of any new class of Shares may be shortened or extended by the Directors. The Central Bank will be notified in advance of any such extension if subscriptions for Shares have been received and otherwise on an annual basis. After closing of the initial offer period Shares in the Fund will be issued at the Net Asset Value per Share.

The initial subscription price of each Class of Shares during the Initial Offer Period shall be, depending on the denomination of the Share Class, EUR 10.00, GBP 10.00, USD 10.00, SEK 10.00.

### Fees and Expenses

#### Management Fee, Initial Charge, Redemption Fee, Distribution Fee and Minimum Investment and Holding Amounts

The amount of the fees for each of the various Classes of Shares of the Jupiter UK Specialist Equity Fund is set out below and is expressed as a percentage per annum of the Net Asset Value of each Class of Share in the Jupiter UK Specialist Equity Fund.

| Class                              | Currency | Minimum Initial Investment | Minimum Subsequent Investment | Minimum Holding Requirement | Initial Charge | Management Fee | Redemption Fee | Distribution Fee |
|------------------------------------|----------|----------------------------|-------------------------------|-----------------------------|----------------|----------------|----------------|------------------|
| <b>L (GBP) Accumulation</b>        | GBP      | GBP 500                    | GBP250                        | GBP 500                     | Up to 5.00%    | 1.50%          | Nil            | Nil              |
| <b>L (USD) Hedged Accumulation</b> | USD      | USD 500                    | USD 250                       | USD 500                     | Up to 5.00%    | 1.50%          | Nil            | Nil              |
| <b>L (EUR) Hedged Accumulation</b> | EUR      | EUR500                     | EUR 250                       | EUR 500                     | Up to 5.00%    | 1.50%          | Nil            | Nil              |
| <b>L (SEK) Hedged Accumulation</b> | SEK      | SEK 500                    | SEK 250                       | SEK 500                     | Up to 5.00%    | 1.50%          | Nil            | Nil              |
| <b>I (USD) Hedged Accumulation</b> | USD      | USD 1,000,000              | USD 100,000                   | USD 1,000,000               | Nil            | 1.00%          | Nil            | Nil              |

|   |     |                   |                   |                   |     |       |     |     |
|---|-----|-------------------|-------------------|-------------------|-----|-------|-----|-----|
| <b>I (EUR)<br/>Hedged<br/>Accumul<br/>ation</b> | EUR | EUR<br>1,000,000  | EUR<br>100,000    | EUR<br>1,000,000  | Nil | 1.00% | Nil | Nil |
| <b>I (CHF)<br/>Hedged<br/>Accumul<br/>ation</b> | CHF | CHF<br>1,000,000  | CHF<br>100,000    | CHF<br>1,000,000  | Nil | 1.00% | Nil | Nil |
| <b>I (GBP)<br/>Accumul<br/>ation</b>            | GBP | GBP<br>1,000,000  | GBP<br>100,000    | GBP<br>1,000,000  | Nil | 1.00% | Nil | Nil |
| <b>F (GBP)<br/>Accumul<br/>ation</b>            | GBP | GBP<br>25,000,000 | GBP<br>12,500,000 | GBP<br>12,500,000 | Nil | 0.75% | Nil | Nil |
| <b>F (USD)<br/>Hedged<br/>Accumul<br/>ation</b> | USD | USD<br>25,000,000 | USD<br>12,500,000 | USD<br>12,500,000 | Nil | 0.75% | Nil | Nil |
| <b>F (EUR)<br/>Hedged<br/>Accumul<br/>ation</b> | EUR | EUR<br>25,000,000 | EUR<br>12,500,000 | EUR<br>12,500,000 | Nil | 0.75% | Nil | Nil |
| <b>F (CHF)<br/>Hedged<br/>Accumul<br/>ation</b> | CHF | CHF<br>25,000,000 | CHF<br>12,500,000 | CHF<br>12,500,000 | Nil | 0.75% | Nil | Nil |
| <b>X (GBP)<br/>Accumul<br/>ation</b>            | GBP | GBP<br>20,000,000 | GBP<br>10,000,000 | GBP<br>10,000,000 | Nil | Nil   | Nil | Nil |

## Performance Fee

With respect to the Jupiter UK Specialist Equity Fund, the Investment Manager may be entitled to a performance fee out of the Jupiter UK Specialist Equity Fund's assets. With respect to the Jupiter UK Specialist Equity Fund, the performance fee is applicable to all share classes with the exception of the Class X (GBP) Accumulation Shares.

The Performance Fee will be calculated and accrued daily and will be payable annually in arrears in respect of each Performance Period ("**Performance Period of the Jupiter UK Specialist Equity Fund**"). A Performance Period of the **Jupiter UK Specialist Equity Fund** will comprise of each successive twelve month period ending on 31 December. The Performance Fee (if any), will crystallise, become payable and will be credited to the Investment Manager at the end of each Performance Period. The Performance Fee is normally payable to the Investment Manager annually in arrears within 15 calendar days of the end of each Performance Period. In addition, if a Shareholder repurchases or converts all or part of their Shares before the end of a Performance Period, any accrued Performance Fee with respect to such Shares will crystallise on that Dealing Day and will then become immediately payable.

If a Share is repurchased or converted at any time other than at the end of a Performance Period, the Performance Fee attributable to such Share could be different from the Performance Fee that would be payable if such Share was not repurchased or converted until the end of the relevant Performance Period.

The Performance Fees are calculated with reference to an adjusted average number of Shares in issue during the relevant Performance Period. The Performance Fee as at the end of each Performance Period of the Jupiter UK Specialist Equity Fund shall be equal in aggregate to 20 per cent. of the amount by which any increase in the Net Asset Value per Share of each Class during the Performance Period of the Jupiter UK Specialist Equity Fund exceeds the "Hurdle Rate", subject to the Net Asset Value High Water Mark (as defined below), multiplied by the adjusted average number of total Shares in issue of

each Class on each Dealing Day during the Performance Period of the Jupiter UK Specialist Equity Fund. The adjusted average number of Shares takes account of repurchases, conversions and subscriptions occurring during the relevant Performance Period.

The Hurdle Rate will be the average of (1) Sterling Overnight Interbank Average Rate for the GBP Share Classes, (2) Euro Short-term Rate (€STR) for the EUR Share Classes, (3) Federal Funds Effective Overnight Rate for the USD Share Classes, (4) Swiss Average Overnight Rate for the CHF Share Classes, and (5) Riksbank Repo Rate for the SEK Share Classes for the relevant Class currency during the Performance Period of the Jupiter UK Specialist Equity Fund.

As outlined in the 'Investment Approach' section above, the relevant Hurdle Rate is also used as a cash benchmark for performance measurement purposes. Information on the Jupiter UK Specialist Equity Fund's past performance measured against the cash Benchmark is included in the relevant KIID.

The initial issue price as set out above in the section of the Supplement headed "**Initial Offer Period and Subscription Price**" was the starting price for the calculation of the first performance fee payable of any share class to which a performance fee is applicable. The first Performance Period for each Class will begin on the date on which the first Shares of the relevant Class are issued and will end on 31 December of the same year.

Calculation of the Net Asset Value per Share of each Class for Performance Fee purposes is net of all costs but no deduction will be made on account of Performance Fees accrued in the Performance Period of the Jupiter UK Specialist Equity Fund, unless it is in the best interests of Shareholders to do so and any net income distributed to Shareholders in respect of the Performance Period of the Jupiter UK Specialist Equity Fund is added back.

The Performance Fee is only payable when the increase in the Net Asset Value of each Class exceeds the Hurdle Rate accrued during the relevant Performance Period. If, during a performance fee period, the performance of the Shares does not exceed the Hurdle Rate, no Performance Fee is payable.

All Performance Fee payments shall be subject to the restriction that in paying a Performance Fee, the Net Asset Value per Share of each Class at the relevant Performance Period of the Jupiter UK Specialist Equity Fund shall not be less than the Net Asset Value per Share Class on the last day that a Performance Fee was paid (the "**Net Asset Value High Water Mark**"). The Performance Fee is only payable on the increase in the Net Asset Value per Share of each Class during the Performance Period of the Jupiter UK Specialist Equity Fund over the Net Asset Value High Water Mark and the relevant Hurdle Rate during the Performance Period of the Jupiter UK Specialist Equity Fund.

The amount of the Performance Fee will be calculated by the Administrator. The calculation of the Performance Fee shall be verified by the Depositary and, as a result, it is not anticipated to be open to the possibility of manipulation.

The calculation of the Performance Fee shall also be reviewed by the Auditors as part of the annual audit of the Company.

The Investment Manager may, at its discretion, waive the Performance Fee payable in respect of a Performance Period of the Jupiter UK Specialist Equity Fund.

**Performance Fees are payable on net realised and net unrealised gains and losses as at the end of each Performance Period of the Jupiter UK Specialist Equity Fund and as a result, Performance Fees may be paid on unrealised gains which may subsequently never be realised.**

Performance Fees may be payable on net realised and net unrealised gains and losses attributable to both the performance of the Investment Manager and market movements in general.

The methodology used in calculating the Performance Fee will impact Shareholders differently in relation to the payment of Performance Fees (with some Shareholders paying disproportionately higher Performance Fees in certain circumstances) and may also result in certain Shareholders having more

of their capital at risk at any time than others (as no equalisation methodology is employed in respect of the Performance Fee calculation).

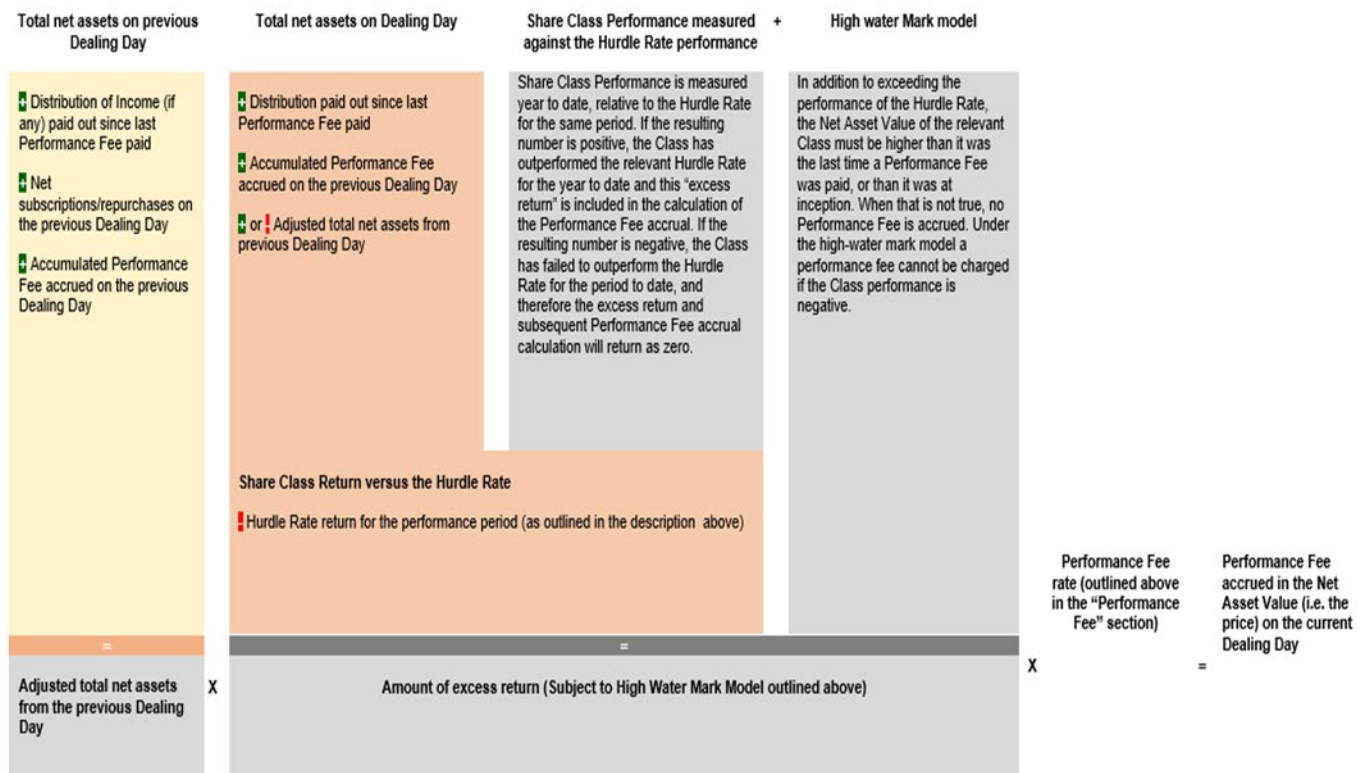
A detailed summary of each of the fees and expenses of the Jupiter UK Specialist Equity Fund and the Company is set out in the section of the Prospectus headed “**Fees and Expenses**”.

For further details on the subscription, repurchase, transfer or conversion of Shares in the Jupiter UK Specialist Equity Fund please refer to the section of the Prospectus headed “**Subscriptions, Repurchases and Dealings in Shares**”.

### Performance Fee Calculation Breakdown

In addition to the relevant Management Fee, the Investment Manager will be entitled to a Performance Fee in respect of the relevant Classes. The following details and examples are included for information purposes only.

#### Performance Fee Daily Calculation



#### Performance Fee – Examples

Please note that examples are illustrative only and are not intended to reflect any actual past performance or potential future performance. This example assumes that an investment of \$100,000 is made on the first day of the calendar year in one of the relevant Performance Fee Classes, which attracts a Performance Fee of 20%. The initial NAV per Share is calculated as \$10 (the initial High-Water Mark), and the number of shares remain unchanged.

|        | Number of shares | NAV Per Share | Share Class Return (Net of fees) | Hurdle Rate Return | Out/ Underperformance | Performance Fee Charged Per Share | Above High-water Mark | NAV at End of Year |
|--------|------------------|---------------|----------------------------------|--------------------|-----------------------|-----------------------------------|-----------------------|--------------------|
| Year 1 | 10,000           | \$10.00       | 5%                               | 8%                 | -3%                   | \$0                               | Y                     | \$10.50            |
| Year 2 | 10,000           | \$10.50       | 15%                              | 10%                | 5%                    | \$0.105                           | Y                     | \$11.97            |
| Year 3 | 10,000           | \$11.97       | -1%                              | 10%                | -11%                  | \$0                               | N                     | \$11.85            |

**Year 1** Class outperforms the the Net Asset Value High Water Mark (has positive absolute performance) but not the Hurdle Rate (i.e please see “Out/ Underperformance” in the table above). No Performance Fee payable;

**Year 2** Class goes from underperforming the Hurdle Rate to outperforming it (i.e. the class has outperformed the Hurdle Rate, please see “Out/ Underperformance” in the table above); while also remaining above the Net Asset Value High Water Mark. Performance Fee payable; a new Performance Period begins.

**Year 3** Class outperforms the Net Asset Value High Water Mark and the Hurdle Rate for the first half of the year, but falls below both by the end of that year (i.e. the class has underperformed, please see “Out/ Underperformance” and “Above High-water Mark” in the table above). No Performance Fee payable; Note: During the first half of year 3, as the Class is currently outperforming the Net Asset Value High Water Mark and the Hurdle Rate a Performance Fee is being accrued in the Net Asset Value, therefore if any Shares are repurchased or converted during this period, any accrued Performance Fee with respect to such Shares will crystallise on that Dealing Day and will then become immediately payable.

#### **Establishment Costs**

The cost of establishing the Fund and the preparation and printing of the relevant Supplement is expected not to exceed €50,000 and will be charged to the Fund and amortised over the three years of the Fund’s operation or such other period as the Directors may determine.

A detailed summary of each of the fees and expenses of the Jupiter UK Specialist Equity Fund and the Company is set out in the section of the Prospectus headed “**Fees and Expenses**”.

For further details on the subscription, repurchase, transfer or conversion of Shares in the Jupiter UK Specialist Equity Fund please refer to the section of the Prospectus headed “**Subscriptions, Repurchases and Dealings in Shares**”.

#### **Risk Factors**

The attention of investors is drawn to the sections of the Prospectus headed “**Financial Derivative Instruments**” and “**Risk Factors**”.

#### **Total Return Swaps**

In the absence of regulatory guidance or a developed market practice which requires CFDs to be treated as Total Return Swaps for the purposes of SFTR, the Jupiter UK Specialist Equity Fund has not included any SFTR disclosures in this Supplement in respect of CFDs. In the event that such regulatory guidance or developed market practice emerges, this Supplement will be updated to address the disclosure requirements of SFTR.



---

## Jupiter Asset Management Series plc

---

An umbrella type open-ended investment company with variable capital and segregated liability between sub-funds and incorporated with limited liability under the laws of Ireland with registered number 271517, authorised by the Central Bank on 10 October 1997 as a UCITS, pursuant to the UCITS Regulations.

This Supplement contains information relating specifically to the Jupiter Financials Contingent Capital Fund, a sub-fund of Jupiter Asset Management Series plc (the "**Company**"), an open-ended umbrella fund with segregated liability between sub-funds.

**This Supplement forms part of and should be read in the context of and in conjunction with the Prospectus for the Company dated 30 November 2022 (the "Prospectus") which immediately precedes this Supplement and is incorporated herein.**

### Jupiter Financials Contingent Capital Fund

30 November 2022

*Capitalised terms used herein shall have the meanings attributed to them in the Prospectus.*

The Directors of the Company whose names appear in the Prospectus under the heading "**Management and Administration**" accept responsibility for the information contained in this Supplement and the Prospectus. To the best of the knowledge and belief of the Directors (who have taken all reasonable care to ensure that such is the case) the information contained in this Supplement and in the Prospectus is in accordance with the facts and does not omit anything likely to affect the import of such information. The Directors accept responsibility accordingly.

**An investment in any of the Jupiter Financials Contingent Capital Fund should not constitute a substantial proportion of an investor's investment portfolio and may not be appropriate for all investors.**

**Investment in the Jupiter Financials Contingent Capital Fund is not in the nature of a deposit in a bank account and is not protected by any government, government agency or other guarantee scheme which may be available to protect the holder of a bank deposit account.**

**Shareholders of the Jupiter Financials Contingent Capital Fund should note that all or a part of fees and expenses will be charged to the capital at a Fund or Share Class level. This will have the effect of lowering the capital value of your investment.**

## Investment Objective and Policies

The Jupiter Financials Contingent Capital Fund aims to generate a total return.

The Jupiter Financials Contingent Capital Fund will seek to achieve its investment objective through a combination of income and capital growth from a portfolio of primarily fixed and variable rate debt securities issued by financial institutions with minimum capital requirements, such as insurers and banks. The Investment Advisor will focus on investing primarily in bonds issued by such institutions that are at the lower end of their capital structure and in particular on contingent capital bonds, also known as contingent convertible bonds (“CoCos”). CoCos are lower down in a financial institution’s capital structure (rank below standard debt securities, but above common stock/equities) in the priority of claim on the institution’s assets.

CoCos are a form of hybrid subordinated debt security that are intended to either convert into equity or have their principal written down upon the occurrence of certain ‘triggers’ linked to regulatory capital thresholds or where the issuing banking institution’s regulatory authorities question the continued viability of the entity as a going-concern. CoCos have some properties of both bonds and equity and were created in the wake of the financial crisis in order to increase banks’ ability to take losses beyond the banks’ equity buffers. CoCos have unique equity conversion or principal write-down features which are tailored to the issuing banking institution and its regulatory requirements.

The Jupiter Financials Contingent Capital Fund will typically look to invest at least 75% of its net assets in CoCos with up to 25% of the portfolio invested in a combination of equity instruments, collective investment schemes, cash, government bonds or other fixed interest instruments, as described in greater detail below.

The Jupiter Financials Contingent Capital Fund may invest debt securities including securities issued or guaranteed by any government, state, local authority or other political sub-division of government (including any agency or instrumentality thereof, securities issued by supranational bodies) and securities issued by corporate entities. Investment may also include convertible and non convertible debt securities, fixed and floating rate bonds, zero coupon and discount bonds, mortgage-backed and asset-backed securities, certificates of deposit, commercial paper and treasury bills. Subject to the investment restrictions 2.1 and 2.12 respectively in Schedule III in the Prospectus, the securities shall be listed, traded or dealt in on any Regulated Market worldwide and that such securities shall be issued from at least 6 different issues, with securities from any one issue not exceeding 30% of net assets.

Up to 100 per cent. of the Jupiter Financials Contingent Capital Fund’s Net Asset Value may be invested in debt securities which are rated below Investment Grade.

The Jupiter Financials Contingent Capital Fund may hold up to 25% of its net assets in equity securities issued by corporates and listed, traded or dealt in on a Regulated Market worldwide from time to time. The equity and equity-related securities in which the Jupiter Financials Contingent Capital Fund may invest include ordinary shares or common stock, preferred stock, ADRs, GDRs, preference shares, rights issues and warrants.

The Jupiter Financials Contingent Capital Fund may invest up to 10 per cent. of its Net Asset Value in open-ended collective investment schemes whose objective is to invest in any of the foregoing securities. Investment in collective investment schemes shall include both UCITS and alternative investment funds. In particular, any investment in open-ended alternative investment funds will be subject to Regulation 114(6) of the Central Bank (Supervision and Enforcement) Act 2013 (Section 48(1)) (Undertakings for Collective Investment in Transferable Securities) Regulations 2019 (the “Central Bank UCITS Regulations”).

The Jupiter Financials Contingent Capital Fund may also hold and invest up to 25% of its net assets in cash deposits and short-term money market instruments such as treasury bills, commercial paper, certificates of deposit and in money market funds (“Liquid Assets”) (subject to the aggregate limit of 10 per cent. in collective investment schemes outlined above). Investment to such extent in Liquid Assets may be made where this is considered to be in the best interests of Shareholders of the Jupiter Financials Contingent Capital Fund; for example, to mitigate the Jupiter Financials Contingent Capital Fund’s exposure to market risk.

The Jupiter Financials Contingent Capital Fund may employ investment techniques and instruments which may be exchange-traded or over-the-counter derivatives. These techniques and instruments comprise futures (such as currency future contracts), options, options on futures, forward settled transactions, convertible securities, hybrid securities (such as CoCos), credit default swaps and swap agreements. Such derivative instruments may be used for (i) hedging purposes, (ii) efficient portfolio management, and/or (iii) investment purposes, subject to the conditions and within the limits from time to time laid down by the Central Bank. The derivatives will assist in achieving the investment objective of the Jupiter Financials Contingent Capital Fund by allowing for the adjustment of risk (including credit, currency and interest rate risk) and by implementing trades in a more efficient and cost effective manner.

In line with investment objective and policies of the Jupiter Financials Contingent Capital Fund, futures contracts (including bond futures and currency futures) may be used to hedge against market risk, currency risk or to gain exposure to an underlying market. Forward contracts will be used to hedge or gain exposure to an increase in the value of an asset, currency, or deposit. Options and options on futures will be used to hedge or achieve exposure to a particular market instead of using a physical security. Options and options on futures will also be used to hedge exposure to individual securities, sectors or markets in order to protect the value of the Jupiter Financials Contingent Capital Fund. Swaps (including total/excess return swaps, credit default swaps and interest rate swaps) will be used to achieve profit as well as to hedge existing long positions. Currency hedging activities and currency positions will be implemented using spot and forward foreign exchange contracts and currency futures, options and options on futures. Forward foreign exchange transactions may be used to reduce the risk of adverse market changes in exchange rates.

The Jupiter Financials Contingent Capital Fund may enter into total return swaps/excess return swaps where the underlying assets are equity, currency or fixed income securities and it will only do so on behalf of the Jupiter Financials Contingent Capital Fund with counterparties which shall be entities which satisfy the OTC counterparty criteria set down by the Central Bank in the Central Bank UCITS Regulations and shall specialise in such transactions. Subject to compliance with those conditions, the Investment Manager has full discretion as to the appointment of counterparties when entering into a total return swap in furtherance of the Jupiter Financials Contingent Capital Fund's investment objective and policies. It is not possible to comprehensively list in this Supplement all the counterparties as they have not, as of the date of issue of this Supplement, been selected and they may change from time to time. The failure of a counterparty to a swap transaction may have a negative impact on the return for shareholders. The Investment Manager would seek to minimise counterparty performance risk by only selecting total return swap counterparties by reference to the counterparty approval process as set out in the Prospectus under "Counterparty Procedures". The counterparty to any total return swap entered into by the Jupiter Financials Contingent Capital Fund would not assume any discretion over the composition or management of the investment portfolio of the Jupiter Financials Contingent Capital Fund or of the underlying of the total return swap and would meet the criteria set out in the Prospectus.

A hybrid security is a security which combines two or more financial instruments. Hybrid securities generally combine a traditional stock or bond with an option or forward contract. In the case of a hybrid security such as a convertible bond, for example, the Jupiter Financials Contingent Capital Fund will seek to benefit from a steady income stream and the repayment of principal at maturity. Each of these factors contributes to the value and price of the security, The convertible securities and hybrid securities (including CoCos) in which the Jupiter Financials Contingent Capital Fund may invest may embed an option. However, it is not expected that such embedded component will generate any additional leverage in the Jupiter Financials Contingent Capital Fund.

In order to protect Shareholders' interests, the Jupiter Financials Contingent Capital Fund will use VaR as a risk measurement technique to identify and monitor and manage risks. The Jupiter Financials Contingent Capital Fund will use relative VaR to calculate its global exposure. This measures the maximum potential loss due to market risk at a given confidence level over a specified time period under normal conditions. The risk of loss of the Jupiter Financials Contingent Capital Fund will be monitored using a relative VaR model comprising a reference portfolio to ensure that the VaR of the Jupiter Financials Contingent Capital Fund shall not exceed twice that of the relative VaR of the reference portfolio based on a 20 day holding period and a "one-tailed" 99 per cent. confidence interval using a 1 year observation period. The reference portfolio is Bloomberg Barclays Contingent Capital Western

Europe Index which is a market capitalisation weighted index of bonds and which has a risk profile similar to that of the Jupiter Financials Contingent Capital Fund.

The Jupiter Financials Contingent Capital Fund will regularly monitor its leverage and the level of leverage may range from approximately 0 to 200 per cent of the Jupiter Financials Contingent Capital Fund's Net Asset Value at any point in time however the average level of leverage of the Jupiter Financials Contingent Capital Fund is expected to be up to 100 per cent of Net Asset Value. The Jupiter Financials Contingent Capital Fund's leverage is expected to increase to the higher levels, for example, at times when the Investment Manager deems it most appropriate to use financial derivative instruments to alter the Jupiter Financials Contingent Capital Fund's sensitivity to credit risk. The leverage figure is calculated as the sum of the notionals of the derivatives used as is required by the Regulations. These leverage limits do not take into account any netting and hedging arrangements that the Jupiter Financials Contingent Capital Fund has in place at any time even though these netting and hedging arrangements are used for risk reduction purposes. There are limitations in using VaR as a statistical measure of risk because it does not directly limit the level of leverage in the Jupiter Financials Contingent Capital Fund and only describes the risk of loss in normal market conditions.

The Jupiter Financials Contingent Capital Fund may use derivatives to acquire synthetic long and synthetic short positions over a variety of time periods (depending on current market conditions and the Investment Manager's view relative to those conditions) in accordance with the requirements of the Central Bank. The expected range for the percentage of Net Asset Value for the long and short positions the Jupiter Financials Contingent Capital Fund may take is between 0% to 200% short exposures in combination with 0% to 200% long exposures. This range for derivatives use is not a limit and the exposures can exceed the range in certain circumstances. However, this will remain within the constraints under the VaR approach set out above. For fixed income funds, derivatives are integral to the management of an active portfolio. A high level of derivative usage, either long or short, does not necessarily mean a high level of risk. Derivative exposures may be hedges or offsets used in an unleveraged sense to control the portfolio.

The Jupiter Financials Contingent Capital Fund is denominated in USD but will hold assets denominated in other currencies. For the purposes of efficient portfolio management the Investment Manager may enter into foreign exchange transactions to hedge against exchange risk. Suitable hedging transactions may not be available in all circumstances. Such transactions may not be successful and may eliminate any chance for the Jupiter Financials Contingent Capital Fund to benefit from favourable fluctuations in relevant foreign currencies.

### **Investment Approach**

The Jupiter Financials Contingent Capital Fund is actively managed, which means the Investment Manager has freedom to select the investments in order to seek to achieve the investment objective of the Jupiter Financials Contingent Capital Fund. In seeking to achieve its investment objective, the Jupiter Financials Contingent Capital Fund will aim to deliver a return, net of fees, greater than that of the Bloomberg Barclays Contingent Capital Western Europe Index (USD Hedged) (the "Index") over rolling 3 year periods.

The Index represents the performance of contingent capital issuance of a wide range of Western European banks.

The Investment Manager will select the positions through a combination of top down and bottom up analysis. The top-down process involves analysing interest rates, macro-economic outlook, inflationary expectations as well as fiscal and external account balances. The bottom up process will comprise the Investment Manager selecting investments using subjective judgement based on their experience coupled with objective analysis utilising its proprietary tools and publically available information, such as companies' annual report and accounts, and debt to equity ratios, to select the individual positions for the portfolio.

In order to maximise the potential total return of the Jupiter Financials Contingent Capital Fund the Investment Manager will determine the size of each position in the Jupiter Financials Contingent Capital Fund relative to the weightings of those positions in the benchmark by taking into account the level of conviction in each investment and risk management considerations. As well as assessing individual

positions the investment process will also be used to identify potential sector and index relative value positions. Sector and index positions, may also be used to hedge or reduce risk in the portfolio during times of market volatility.

The Index is a broad representation of the Jupiter Financials Contingent Capital Fund's investment universe. Although a large proportion of the Jupiter Financials Contingent Capital Fund's investments may be components of the Index, the Investment Manager does not seek to replicate the performance of the Index; it is seeking to deliver a return, net of fees, greater than the Index. In particular, the Jupiter Financials Contingent Capital Fund may invest in securities which are not included in the Index and the security selection and portfolio construction process, as set out above, mean that the number of holdings and weightings of the issues, issuers, industries, sectors and countries of the holdings of the Jupiter Financials Contingent Capital Fund may diverge materially from the Index. Therefore, the risk and return profile of the Jupiter Financials Contingent Capital Fund will likely be significantly different to that of the Index.

### **Sustainability Approach**

Material sustainability risks are integrated into the investment decision making process and risk management process. The active ownership approach considers material ESG factors (such as environmental, or social considerations) and principal adverse impacts on sustainability factors, which strengthen the assessment of the risks and opportunities that drive long-term value. These measures are believed to enhance investment decision making leading to better client outcomes.

These risks are considered through the investment process and form part of the ongoing monitoring of portfolio companies. The Investment Manager will utilise a combination of any of the following to meet these goals:

- i) Primary research;
- ii) Third party ESG risk data (including climate analysis and principal adverse impact data);
- iii) Proxy voting research;
- iv) Direct and collaborative engagement with companies and other investors / industry bodies; and
- v) Commitment to responsible investment codes.

There are no sustainability risk-related limits or ESG investment restrictions applicable to the Jupiter Financials Contingent Capital Fund, save for such restrictions as may arise in line with regulatory requirements. Low ranking or negative third-party scores from third party ESG providers will not automatically prohibit investment. The Investment Manager retains discretion to divest from or engage with a portfolio company when considering adverse sustainability risks or events. The above activities are conducted by the Investment Manager because it is responsible for the integration of sustainability risks within the investment decision-making process. In the Investment Manager's view, the integration of material sustainability risks in the investment process informs investment decisions and contributes to stronger risk adjusted returns over the long-term. The assessment of the likely impact of sustainability risks on returns involves both quantitative and qualitative judgments. The outcomes in accordance with Jupiter's Responsible Investment Policy can be realised in the short term or achieved over multiple periods. Impacts may also be influenced by market conditions.

#### *Status under the Taxonomy Regulation*

Further to the Taxonomy Regulation, the investments underlying the Jupiter Financials Contingent Capital Fund do not take into account the EU criteria for environmentally sustainable economic activities.

Please refer to the sections headed "Environmental, Social and Governance ("ESG") Investment Risk", "Sustainability Risk" and "The Sustainable Finance Disclosure Regulation" for further information.

### **Profile of a Typical Investor**

A typical investor has a long term investment horizon and is prepared to accept a moderate level of volatility. This is not a guide to the future volatility of the Jupiter Financials Contingent Capital Fund and

may move over time. Investors may also refer to the KIID for the most up-to-date SRRI measurement of volatility.

### **Investment Manager**

The Investment Manager of the Jupiter Financials Contingent Capital Fund is Jupiter Investment Management Limited.

### **Base Currency**

The Base Currency is USD for the Jupiter Financials Contingent Capital Fund.

### **Business Day**

In respect of the Jupiter Financials Contingent Capital Fund, means a day (excluding Saturdays, Sundays and public holidays) on which retail banks are open for business in Dublin and London.

### **Dealing Day**

Means in respect of the Jupiter Financials Contingent Capital Fund every Business Day or such other days as the Directors may determine and provided that there shall be at least one Dealing Day each fortnight.

### **Classes of Shares**

The Classes of Shares in the Jupiter Financials Contingent Capital Fund are distinguished principally on the basis of the initial charge, the redemption charge, the contingent deferred sales charge and the management and distribution fees applicable to them.

Class C, L and N Shares are offered primarily as an investment to Retail Investors. Investors wishing to purchase Class C, L and N Shares should do so via their financial intermediary.

Class F Shares may be offered in certain limited circumstances to Institutional Investors or distributors and platforms who have separate fee arrangements with their clients, and who in the Investment Manager's reasonable opinion are able to subscribe an amount in excess of the investment minimum as set out below. The Jupiter Financials Contingent Capital Fund does not intend to issue more than \$200,000,000 (or its currency equivalent) of Class F Shares, however the Directors may, in their sole and absolute discretion, increase this limit.

Class I Shares may be offered in certain limited circumstances to Institutional Investors or distributors and platforms who have separate fee arrangements with their clients, and who in the Investment Manager's reasonable opinion are able to subscribe an amount in excess of the investment minimum as set out below. With regard to MiFID distributors, Class I Shares will be available to those providing portfolio management or independent investment advice as defined by the MiFID II Directive and those providing non independent advice who have a separate fee arrangement with their clients under which they have agreed not to receive and retain inducements.

Class U1 Shares are only available to investors who in the Manager or Investment Manager's reasonable opinion are able to subscribe an amount in excess of the investment minimum as set out below and who have agreed specific terms of business with the Manager or Investment Manager. With regard to MiFID distributors, Class U1 Shares will be available to those providing portfolio management or independent investment advice as defined by the MiFID II Directive and those providing non independent advice who have a separate fee arrangement with their clients under which they have agreed not to receive and retain inducements.

Class U2 Shares are offered only as an investment through designated financial intermediaries who have agreed specific terms of business with the Investment Manager. With regard to MiFID distributors, Class U2 Shares will be available to those providing portfolio management or independent investment advice as defined by the MiFID II Directive and those providing non independent advice who have a

separate fee arrangement with their clients under which they have agreed not to receive and retain inducements.

Class X Shares are only available to investors who have agreed specific terms of business with the Manager or Investment Manager under which Management Fees will be collected directly from the investor. The Class X is not yet available for subscription.

### Initial Offer Period and Subscription Price

Each Class of Shares in the Jupiter Financials Contingent Capital Fund which has not yet launched will be available until 29 May 2023 (the "**Initial Offer Period**") at the initial subscription price and subject to acceptance of applications for Shares by the Company. However, the Initial Offer Period for any Class of Shares in the Jupiter Financials Contingent Capital Fund will close on the date on which the first share of the relevant Class is issued if it is before the closing date above. The initial offer period may also be extended by the Directors. The Central Bank will be notified in advance of any such extension if subscriptions for Shares have been received and otherwise on an annual basis. After closing of the initial offer period Shares in the Fund will be issued at the Net Asset Value per Share.

The initial subscription price of each Class of Shares during the Initial Offer Period shall be, depending on the denomination of the Share Class, AUD 10.00, CHF 10.00, EUR 10.00, GBP 10.00, RMB 10.00, SGD 10.00, USD 10.00.

### Fees and Expenses

#### Management Fee, Initial Charge, Redemption Fee, Distribution Fee and Minimum Investment and Holding Amounts

The amount of the fees for each of the various Classes of Shares of the Jupiter Financials Contingent Capital Fund is set out below and is expressed as a maximum percentage per annum of the Net Asset Value of each Class of Share in the Jupiter Financials Contingent Capital Fund.

| Class                              | Currency | Minimum Initial Investment | Minimum Subsequent Investment | Minimum Holding Requirement | Initial Charge | Management Fee | Redemption Fee | Distribution Fee |
|------------------------------------|----------|----------------------------|-------------------------------|-----------------------------|----------------|----------------|----------------|------------------|
| <b>L (USD) Accumulation</b>        | USD      | USD 500                    | USD 250                       | USD 500                     | Up to 5%       | 1.50%          | Nil            | Nil              |
| <b>L (CHF) Hedged Accumulation</b> | CHF      | CHF 500                    | CHF 250                       | CHF 500                     | Up to 5%       | 1.50%          | Nil            | Nil              |
| <b>L (EUR) Hedged Accumulation</b> | EUR      | EUR500                     | EUR 250                       | EUR 500                     | Up to 5%       | 1.50%          | Nil            | Nil              |
| <b>L (GBP) Hedged Accumulation</b> | GBP      | GBP 500                    | GBP 250                       | GBP 500                     | Up to 5%       | 1.50%          | Nil            | Nil              |
| <b>L (USD) Income</b>              | USD      | USD 500                    | USD 250                       | USD 500                     | Up to 5%       | 1.50%          | Nil            | Nil              |
| <b>L (CHF) Hedged Income</b>       | CHF      | CHF 500                    | CHF 250                       | CHF 500                     | Up to 5%       | 1.50%          | Nil            | Nil              |

|   |     |                  |                |                  |                |       |     |             |
|---|-----|------------------|----------------|------------------|----------------|-------|-----|-------------|
| <b>L (RMB)<br/>Hedged<br/>Income</b>            | RMB | RMB 500          | RMB 250        | RMB 500          | Up to 5%       | 1.50% | Nil | Nil         |
| <b>L (RMB)<br/>Hedged<br/>Accumul<br/>ation</b> | RMB | RMB 500          | RMB 250        | RMB 500          | Up to 5%       | 1.50% | Nil | Nil         |
| <b>L (EUR)<br/>Hedged<br/>Income</b>            | EUR | EUR 500          | EUR 250        | EUR 500          | Up to 5%       | 1.50% | Nil | Nil         |
| <b>L (GBP)<br/>Hedged<br/>Income</b>            | GBP | GBP 500          | GBP 250        | GBP 500          | Up to 5%       | 1.50% | Nil | Nil         |
| <b>L (SGD)<br/>Hedged<br/>Income</b>            | SGD | SGD 500          | SGD 250        | SGD 500          | Up to 5%       | 1.50% | Nil | Nil         |
| <b>L (SGD)<br/>Hedged<br/>Accumul<br/>ation</b> | SGD | SGD 500          | SGD 250        | SGD 500          | Up to 5%       | 1.50% | Nil | Nil         |
| <b>L (AUD)<br/>Hedged<br/>Income</b>            | AUD | AUD 500          | AUD 250        | AUD 500          | Up to 5%       | 1.50% | Nil | Nil         |
| <b>L (AUD)<br/>Hedged<br/>Accumul<br/>ation</b> | AUD | AUD 500          | AUD 250        | AUD 500          | Up to 5%       | 1.50% | Nil | Nil         |
| <b>N (USD)<br/>Accumul<br/>ation</b>            | USD | USD 1,000        | USD 500        | USD 500          | Up to<br>3.00% | 1.50% | Nil | Up to 1.00% |
| <b>N (USD)<br/>Income</b>                       | USD | USD 1,000        | USD 500        | USD 500          | Up to<br>3.00% | 1.50% | Nil | Up to 1.00% |
| <b>C (USD)<br/>Accumul<br/>ation</b>            | USD | USD 1,000        | USD 500        | USD 500          | Up to<br>1.00% | 1.50% | Nil | Up to 1.50% |
| <b>C (USD)<br/>Income</b>                       | USD | USD 1,000        | USD 500        | USD 500          | Up to<br>1.00% | 1.50% | Nil | Up to 1.50% |
| <b>I (USD)<br/>Accumul<br/>ation</b>            | USD | USD<br>1,000,000 | USD<br>100,000 | USD<br>1,000,000 | Nil            | 0.75% | Nil | Nil         |
| <b>I (CHF)<br/>Hedged<br/>Accumula<br/>tion</b> | CHF | CHF<br>1,000,000 | CHF<br>100,000 | CHF<br>1,000,000 | Nil            | 0.75% | Nil | Nil         |
| <b>I (EUR)<br/>Hedged<br/>Accumul<br/>ation</b> | EUR | EUR<br>1,000,000 | EUR<br>100,000 | EUR<br>1,000,000 | Nil            | 0.75% | Nil | Nil         |
| <b>I (USD)<br/>Income</b>                       | USD | USD<br>1,000,000 | USD<br>100,000 | USD<br>1,000,000 | Nil            | 0.75% | Nil | Nil         |



|  |     |                   |                   |                   |     |        |     |     |
|--|-----|-------------------|-------------------|-------------------|-----|--------|-----|-----|
| <b>I (CHF)<br/>Hedged<br/>Income</b>             | CHF | CHF<br>1,000,000  | CHF<br>100,000    | CHF<br>1,000,000  | Nil | 0.75%  | Nil | Nil |
| <b>I (EUR)<br/>Hedged<br/>Income</b>             | EUR | EUR<br>1,000,000  | EUR<br>100,000    | EUR<br>1,000,000  | Nil | 0.75%  | Nil | Nil |
| <b>I (GBP)<br/>Hedged<br/>Accumul<br/>ation</b>  | GBP | GBP<br>1,000,000  | GBP<br>100,000    | GBP<br>1,000,000  | Nil | 0.75%  | Nil | Nil |
| <b>I (GBP)<br/>Hedged<br/>Income</b>             | GBP | GBP<br>1,000,000  | GBP<br>100,000    | GBP<br>1,000,000  | Nil | 0.75%  | Nil | Nil |
| <b>U1 (GBP)<br/>Hedged<br/>Accumul<br/>ation</b> | GBP | GBP<br>25,000,000 | GBP<br>2,500,000  | GBP<br>25,000,000 | Nil | 0.675% | Nil | Nil |
| <b>U1 (GBP)<br/>Hedged<br/>Income</b>            | GBP | GBP<br>25,000,000 | GBP<br>2,500,000  | GBP<br>25,000,000 | Nil | 0.675% | Nil | Nil |
| <b>U2 (GBP)<br/>Hedged<br/>Accumul<br/>ation</b> | GBP | GBP<br>50,000,000 | GBP<br>5,000,000  | GBP<br>50,000,000 | Nil | 0.60%  | Nil | Nil |
| <b>U2 (GBP)<br/>Hedged<br/>Income</b>            | GBP | GBP<br>50,000,000 | GBP<br>5,000,000  | GBP<br>50,000,000 | Nil | 0.60%  | Nil | Nil |
| <b>F (GBP)<br/>Hedged<br/>Accumul<br/>ation</b>  | GBP | GBP<br>25,000,000 | GBP<br>12,500,000 | GBP<br>12,500,000 | Nil | 0.40%  | Nil | Nil |
| <b>F (USD)<br/>Accumul<br/>ation</b>             | USD | USD<br>25,000,000 | USD<br>12,500,000 | USD<br>12,500,000 | Nil | 0.40%  | Nil | Nil |
| <b>F (EUR)<br/>Hedged<br/>Accumul<br/>ation</b>  | EUR | EUR<br>25,000,000 | EUR<br>12,500,000 | EUR<br>12,500,000 | Nil | 0.40%  | Nil | Nil |
| <b>F (GBP)<br/>Hedged<br/>Income</b>             | GBP | GBP<br>25,000,000 | GBP<br>12,500,000 | GBP<br>12,500,000 | Nil | 0.40%  | Nil | Nil |
| <b>F (USD)<br/>Income</b>                        | USD | USD<br>25,000,000 | USD<br>12,500,000 | USD<br>12,500,000 | Nil | 0.40%  | Nil | Nil |
| <b>F (EUR)<br/>Hedged<br/>Income</b>             | EUR | EUR<br>25,000,000 | EUR<br>12,500,000 | EUR<br>12,500,000 | Nil | 0.40%  | Nil | Nil |
| <b>X (GBP)<br/>Hedged<br/>Accumul<br/>ation</b>  | GBP | GBP<br>20,000,000 | GBP<br>10,000,000 | GBP<br>10,000,000 | Nil | Nil    | Nil | Nil |

|   |     |                   |                   |                   |     |     |     |     |
|---|-----|-------------------|-------------------|-------------------|-----|-----|-----|-----|
| <b>X (GBP)<br/>Hedged<br/>Income</b>            | GBP | GBP<br>20,000,000 | GBP<br>10,000,000 | GBP<br>10,000,000 | Nil | Nil | Nil | Nil |
| <b>X (USD)<br/>Accumul<br/>ation</b>            | USD | USD<br>20,000,000 | USD<br>10,000,000 | USD<br>10,000,000 | Nil | Nil | Nil | Nil |
| <b>X (EUR)<br/>Hedged<br/>Accumul<br/>ation</b> | EUR | EUR<br>20,000,000 | EUR<br>10,000,000 | EUR<br>10,000,000 | Nil | Nil | Nil | Nil |

Shareholders of the Jupiter Financials Contingent Capital Fund should note that all or a portion of Fees and Expenses in respect of Jupiter Financials Contingent Capital Fund may be charged to capital at a Fund or Share Class level. As a result capital may be eroded and income may be achieved by foregoing the potential for future capital growth. Thus, on redemptions of holdings Shareholders of the Jupiter Financials Contingent Capital Fund income share classes may not receive back the full amount invested due to capital reduction. It is recommended that Shareholders of the Jupiter Financials Contingent Capital Fund seek advice in this regard. The rationale for providing for the payment of fees and expenses out of capital is to increase the level of income distributed for income class shareholders.

### **Distribution Fee**

As set out in the Prospectus and in the table above, the Jupiter Financials Contingent Capital Fund shall pay a distribution fee to the Investment Manager of up to 1.5 per cent. per annum of the Net Asset Value of the Fund attributable to the Class C Shares and up to 1 per cent. per annum of the Net Asset Value of the Fund attributable to the Class N Shares. The distribution fee shall accrue on each Dealing Day and shall be paid monthly.

### **Establishment Costs**

The cost of establishing the Jupiter Financials Contingent Capital Fund and the preparation and printing of the relevant Supplement is expected not to exceed €30,000 and will be charged to the Jupiter Global Financials Contingent Capital Fund and amortised over a period of up to three years of the Jupiter Global Financials Contingent Capital Fund's operation or such other shorter period as the Directors may determine.

### **Contingent Deferred Sales Charge**

A contingent deferred sales charge may be payable on the repurchase of the Class C Shares of the Jupiter Financials Contingent Capital Fund. The amount of the contingent deferred sales charge payable will depend on the length of time between the date the Shares were purchased and their repurchase at the rates set out below.

| <b>Years since purchase</b> | <b>Contingent deferred sales charge as a percentage of the subscription price paid</b> |
|-----------------------------|--|
|                             | <b>Class C Shares</b>  |
| 0 - 1                       | 1.00%  |
| 1 - 2                       | Nil  |
| 2 - 3                       | Nil  |
| 3 - 4                       | Nil  |
| 4 and thereafter            | Nil  |

Any contingent deferred sales charge will be payable to the Manager. The Manager may pay some or all of any contingent deferred sales charge to its delegates as reimbursement for the expense of distribution, intermediary and/or other services rendered to the Manager, the Company and the Jupiter Financials Contingent Capital Fund. No contingent deferred sales charge shall be payable on Shares

issued arising as a result of the reinvestment of dividends. No contingent deferred sales charge shall be payable on any increase on the Net Asset Value per Share above the subscription price paid for the Share and no contingent deferred sales charge shall be payable on transfers or conversions of Shares. For the purposes of determining whether a contingent deferred sales charge is payable any Shares redeemed shall be deemed to be those first subscribed.

A detailed summary of each of the fees and expenses of the Jupiter Financials Contingent Capital Fund and the Company is set out in the section of the Prospectus headed “**Fees and Expenses**”.

For further details on the subscription, repurchase, transfer or conversion of Shares in the Jupiter Financials Contingent Capital Fund please refer to the section of the Prospectus headed “**Subscriptions, Repurchases and Dealings in Shares**”.

### **Distribution Policy**

Dividends in respect of the Classes of Shares of the Jupiter Financials Contingent Capital Fund will be distributed in accordance with the distribution frequency set out in the table below (the “**Distributing Share Classes**”).

Dividends will be declared on the last Business Day of each month.

| <b>CLASS</b>                 | <b>Distribution Frequency</b> |
|------------------------------|-------------------------------|
| Class L (USD) Income         | Monthly                       |
| Class L (CHF) Hedged Income  | Monthly                       |
| Class L (RMB) Hedged Income  | Monthly                       |
| Class L (EUR) Hedged Income  | Monthly                       |
| Class L (GBP) Hedged Income  | Monthly                       |
| Class L (SGD) Hedged Income  | Monthly                       |
| Class L (AUD) Hedged Income  | Monthly                       |
| Class C (USD) Income         | Monthly                       |
| Class I (USD) Income         | Monthly                       |
| Class I (CHF) Hedged Income  | Monthly                       |
| Class I (EUR) Hedged Income  | Monthly                       |
| Class F (GBP) Hedged Income  | Monthly                       |
| Class F (USD) Income         | Monthly                       |
| Class F (EUR) Hedged Income  | Monthly                       |
| Class N (USD) Income         | Monthly                       |
| Class I (GBP) Hedged Income  | Monthly                       |
| Class U1 (GBP) Hedged Income | Monthly                       |
| Class U2 (GBP) Hedged Income | Monthly                       |
| Class X (GBP) Hedged Income  | Monthly                       |

It is the intention of the Directors that dividends will be paid from the Jupiter Financials Contingent Capital Fund’s net income.

As the Jupiter Financials Contingent Capital Fund currently charges fees and expenses to capital, the Jupiter Financials Contingent Capital Fund’s net income available for distribution will in practice be a gross rather than net income figure. Gross income shall generally consist of interest, dividends and other investment income less withholding and other taxes or adjustments as applicable. The rationale for providing for the payment of fees and expenses out of capital is to increase the level of income distributed for income class shareholders.

Dividends of the Jupiter Financials Contingent Capital Fund will be paid on a monthly basis save in extreme circumstances including but not limited to significant downturn in the global economy or global political turmoil resulting in default by a significant number of issuers of the debt securities in which the Jupiter Financials Contingent Capital Fund invests. The rate of the monthly distribution is neither fixed nor guaranteed and is determined at the discretion of the Directors.

## **Risk Factors**

The attention of investors is drawn to the sections of the Prospectus headed “**Financial Derivative Instruments**” and “**Risk Factors**”.

### **High Yield Risk**

As the Jupiter Financials Contingent Capital Fund invests in high yield below Investment Grade securities and unrated securities of similar credit quality (commonly known as “junk bonds”), it may be subject to greater levels of interest rate, credit and liquidity risk than Funds that do not invest in such securities. These securities are considered predominantly speculative with respect to the issuer’s continuing ability to make principal and interest payments. While offering a greater potential opportunity for capital appreciation and higher yields, high yield securities typically entail greater potential price volatility and may be less liquid than higher-rated securities. An economic downturn or period of rising interest rates could adversely affect the market for high yield securities and reduce the Jupiter Financials Contingent Capital Fund’s ability to sell its high yield securities. If the issuer of a security is in default with respect to interest or principal payments, the Jupiter Financials Contingent Capital Fund may lose its entire investment.

### **Risks associated with investment in CoCos**

The following risks are associated with investment in Cocos:

- Loss absorption risk: CoCo features have been designed to meet specific regulatory requirements imposed on banking institutions. In particular, CoCos can be converted into equity of the issuing banking institution or have their principal written down if their regulatory capital ratio falls below a pre-determined level or when the relevant regulatory authority deems the banking institution being non-viable. In addition those hybrid debt instruments have no stated maturity and fully discretionary coupons. This means coupons can potentially be cancelled at the banking institution’s discretion or at the request of the relevant regulatory authority in order to help the bank absorb losses.
- Subordinated Instruments. CoCos will, in the majority of circumstances, be issued in the form of subordinated debt instruments in order to provide the appropriate regulatory capital treatment prior to a conversion. Accordingly, in the event of liquidation, dissolution or winding-up of an issuer prior to a conversion having occurred, the rights and claims of the holders of the CoCos, such as the Jupiter Financials Contingent Capital Fund, against the issuer in respect of or arising under the terms of the CoCos shall generally rank junior to the claims of all holders of unsubordinated obligations of the issuer. In addition, if the CoCos are converted into the issuer’s underlying equity securities following a conversion event, each holder will be subordinated due to their conversion from being the holder of a debt instrument to being the holder of an equity instrument.
- Market Value will fluctuate based on unpredictable factors. The value of CoCos is unpredictable and will be influenced by many factors including, without limitation (i) the creditworthiness of the issuer and/or fluctuations in such issuer’s applicable capital ratios; (ii) supply and demand for the CoCos; (iii) general market conditions and available liquidity and (iv) economic, financial and political events that affect the issuer, its particular market or the financial markets in general.

### **Material Contracts**

The following contract has been entered into and is, or may be, material in respect of the Jupiter Financials Contingent Capital Fund:-

The Management and Distribution Agreement dated 31 October 2019 between the Company, the Manager and the Investment Manager.

---

## Jupiter Asset Management Series plc

---

An umbrella type open-ended investment company with variable capital and segregated liability between sub-funds and incorporated with limited liability under the laws of Ireland with registered number 271517, authorised by the Central Bank on 10 October 1997 as a UCITS, pursuant to the UCITS Regulations.

This Supplement contains information relating specifically to the Jupiter Global Emerging Markets Focus ex China Fund, a sub-fund of Jupiter Asset Management Series plc (the "**Company**"), an open-ended umbrella fund with segregated liability between sub-funds.

**This Supplement forms part of and should be read in the context of and in conjunction with the Prospectus for the Company dated 30 November 2022 (the "Prospectus") which immediately precedes this Supplement and is incorporated herein.**

### Jupiter Global Emerging Markets Focus ex China Fund (the "**Fund**")

**28 June 2023**

*Capitalised terms used herein shall have the meanings attributed to them in the Prospectus.*

The Directors of the Company whose names appear in the Prospectus under the heading "**Management and Administration**" accept responsibility for the information contained in this Supplement and the Prospectus. To the best of the knowledge and belief of the Directors (who have taken all reasonable care to ensure that such is the case) the information contained in this Supplement and in the Prospectus is in accordance with the facts and does not omit anything likely to affect the import of such information. The Directors accept responsibility accordingly.

**Shareholders of the Fund should note that all or a part of fees and expenses (including management fees) will be charged to the capital at a Fund or Share Class level. This will have the effect of lowering the capital value of your investment and as a result capital may be eroded.**

**The difference at any one time between the sale and repurchase price of Shares in the Fund means that the investment should be viewed as medium to long term.**

**An investment in the Fund should not constitute a substantial proportion of an investor's investment portfolio and may not be appropriate for all investors.**

## Investment Objective

The objective of the Fund is to seek to achieve long-term capital growth.

There can be no guarantee that the Fund will achieve its investment objective.

## Investment Policy

The Fund will seek to achieve its investment objective through investment in a well-diversified portfolio of equity securities of issuers in the Emerging Markets excluding China, or of issuers established outside of the Emerging Markets excluding China, which have a predominant proportion of their assets or business operations in the Emerging Markets excluding China.

For the purposes of this Supplement, “China” means the People’s Republic of China (including the Special Administrative Regions of Hong Kong and Macau but excluding Taiwan).

It is not proposed to concentrate investments in any one industry or sector.

The Fund takes sustainability risk and ESG Characteristics (as defined below) into account as part of its selection process (as further described in section “**Sustainability Approach**” below).

The Fund shall invest, in normal market circumstances, at least 80 per cent. of its Net Asset Value in ordinary shares or common stock, ADRs, GDRs, preference shares, ETFs and warrants, provided that any investment in warrants shall not comprise more than 5 per cent. of the Net Asset Value of the Fund. The underlying exposure from investing in warrants shall also not comprise more than 5 per cent. of the Net Asset Value of the Fund.

The Fund may invest in cash and money market instruments including short-term securities such as commercial paper, bankers acceptances, certificates of deposit and government securities issued by an OECD member country or by any supranational entity provided that the foregoing securities are denominated in USD and are rated Investment Grade or better. Short term securities and cash may be held both for investment purposes and for ancillary liquid purposes.

The Fund may invest up to 10 per cent. of its Net Asset Value in UCITS eligible collective investment schemes. The Fund will only invest in AIFs per the Central Bank’s Guidance in relation to UCITS Acceptable Investments in Other Investment Funds.

The Fund may invest up to 5 per cent. of its Net Asset Value in REITs.

The Fund may invest up to 10 per cent. of its Net Asset Value in equity securities of issuers outside of the Emerging Markets.

The Fund may invest up to 10 per cent. of its Net Asset Value in other types of securities which are not addressed in the preceding paragraphs including government securities, debt securities and securities convertible into equities including bonds, notes, debentures and preferred stocks which may be converted or exchanged at a stated or determinable exchange ratio into underlying shares. The Fund may not invest in contingent convertible securities.

Subject to the investment restriction 2.1 of Schedule III in the Prospectus, the securities in which the Fund invests will be listed, traded or dealt in on a Regulated Market worldwide.

The Fund may employ investment techniques and instruments which may be exchange-traded or over-the-counter derivatives, such as futures (such as currency future contracts), options, options on futures, forward settled transactions, convertible securities, hybrid securities, structured notes, credit default swaps and swap agreements. Such derivative instruments may be used for (i) hedging purposes, (ii) efficient portfolio management, and/or (iii) investment purposes, subject to the conditions and within the limits from time to time laid down by the Central Bank. All exposure arising through the investment in financial derivative instruments will be covered by the underlying assets of the Fund. The Fund will use the commitment approach methodology to accurately measure, monitor and manage the “leverage” effect produced by the use of financial derivative instruments and for the calculation of its global

exposure. As the Fund uses the commitment approach it must ensure that its global exposure does not exceed its total net asset value. The use of such financial derivative instruments will result in minimal leverage of up to 10 per cent. of the Net Asset Value of the Fund under the commitment approach. In using the commitment approach for the calculation of global exposure, the Fund will convert each derivative position into the market value of an equivalent position in the underlying asset of that derivative. For further details on the use of such instruments, please refer to the section of the Prospectus headed “**Financial Derivative Instruments**”.

Assets of the Fund may be denominated in a currency other than the Base Currency and changes in the exchange rate between the Base Currency and the currency of the asset may lead to a depreciation of the value of the Fund's assets as expressed in the Base Currency. The Fund may (but is not obliged to) seek to mitigate this exchange rate risk by entering into currency hedging transactions to hedge the foreign currency exposure of the currencies in which the assets of the Fund are denominated.

The Fund may use derivatives to acquire synthetic long and synthetic short positions over a variety of time periods (depending on current market conditions and the Investment Manager's view relative to those conditions) in accordance with the requirements of the Central Bank. It is intended that the Fund will be managed to operate in normal circumstances within an anticipated range of a maximum value of 0-10% synthetic long exposure and maximum absolute value of 0-10% synthetic short exposure.

### **Investment Approach**

The Fund is actively managed, which means the Investment Manager has freedom to select the investments in order to seek to achieve the investment objective of the Fund.

In seeking to achieve its investment objective, the Fund aims to deliver a return, net of fees, greater than that of the MSCI EM (Emerging Markets) ex China Index (the “**Index**”) with net dividends re-invested over rolling 3 year periods.

The Index represents the performance of the large and mid-cap segments of emerging markets globally excluding China.

The Index is a broad representation of the Fund's investment universe. Although a large proportion of the Fund's investments may be components of the Index, the Investment Manager does not seek to replicate the performance of the Index; it is seeking to deliver a return, net of fees, greater than the Index.

In particular, the Fund may invest in companies which are not included in the Index and the stock selection and portfolio construction process, as set out above, mean that the number and weightings of the companies, industries, sectors and countries of the holdings of the Fund may diverge materially from the Index. Therefore, the risk and return profile of the Fund will likely be significantly different to that of the Index.

The Index is not designated for the purposes of attaining the environmental or social characteristics promoted by the Fund.

The Investment Manager uses a bottom-up analysis to select the stocks and decide their relative weightings. Individual stock selection involves analysing a company's financial statements and appraising the strength of a company's competitive advantage. The Investment Manager applies a qualitative and quantitative assessment of the strength of a company's competitive advantage when analysing a company for investment. Factors that may impact the strength of a company's competitive advantage include barriers to entry, cost advantages and intangibles such as brands, patents and technological processes. Country and sector allocations may also be considered in the portfolio construction process, involving analysis of macro-economic factors and as well as political drivers.

Portfolio construction is driven by research into a company's future prospects in the context of the economic environment to identify attractively priced investment opportunities. The Investment Manager seeks to identify attractively priced investment companies by identifying companies that earn returns on invested capital in excess of their weighted average cost of capital, that have sustainable competitive advantages and that reinvest those proceeds to compound earnings growth and whose shares, in the

view of the Investment Manager, are priced below the company's intrinsic value taking into account the foregoing factors. The Fund intends to invest across the market cap spectrum, including both large and smaller companies.

## **Sustainability Approach**

The Fund promotes environmental and social characteristics on an ongoing basis within the scope of Article 8 of SFDR but does not have a sustainable investment objective. The environmental and social characteristics selected for the Fund include (i) the promotion of the transition to a low carbon economy in seeking to promote the goal of net zero greenhouse emissions by 2050 or sooner; and (ii) the upholding of responsibilities to people and planet in seeking compliance with the UN Global Compact Principles (together, the “**ESG Characteristics**”). Such ESG Characteristics may develop over time.

Certain binding exclusions are applied to the Fund in the furtherance of the foregoing ESG Characteristics. Further information about the foregoing and such environmental and social characteristics is available in the pre-contractual disclosures relating to the Fund set out in the Annex hereto.

The integration of material sustainability risks is a fundamental part of the investment decision making process and risk management process and a crucial element to the generation of long-term returns. The active ownership approach considers material ESG factors (such as environmental, or social and governance considerations) and principal adverse impacts on sustainability factors, which strengthen the ability to assess risks and opportunities that drive long-term value. These measures are believed to enhance investment decision making leading to better client outcomes by selecting companies that have greater alignment to security holder and stakeholder interests.

These risks are considered through the investment process and form part of the ongoing monitoring of portfolio companies. The Investment Manager will utilise a combination of any of the following to meet these goals or as indicators to measure attainment of ESG Characteristics:

- i) Primary research;
- ii) Company engagement;
- iii) Third party ESG risk data (including climate analysis and principal adverse impact data);
- iv) Proxy voting research;
- v) Direct and collaborative engagement with companies and other investors / industry bodies;
- vi) Commitment to responsible investment codes; and
- vii) Alignment with United Nations Global Compact Principles.

With the exception of the restrictions and minimum thresholds stated in the Sustainability Approach, there are no sustainability risk-related limits or ESG investment restrictions applicable to the Fund, save for such restrictions as may arise in line with regulatory requirements. Low ranking or negative third-party scores from third party ESG providers will not automatically prohibit investment, but these matters will be given due consideration through internal review. The Investment Manager retains the discretion to divest from or engage with a company when considering adverse sustainability risks or events. The above activities are conducted by the Investment Manager because it is responsible for the integration of sustainability risks within the investment decision-making process.

In the Investment Manager's view, the integration of material sustainability risks in the investment process informs investment decisions and contributes to stronger risk adjusted returns over the long-term. The assessment of the likely impacts of sustainability risks on returns involves both quantitative and qualitative judgments. The outcomes in accordance with Jupiter's Responsible Investment Policy can be realised in the short term or achieved over multiple periods. Impacts may also be influenced by market conditions.

A minimum of 75% of the Fund's investments will be analysed using the investment Manager's ESG Characteristics.



Please refer to the sections headed “Environmental, Social and Governance (“ESG”) Investment Risk”, “Sustainability Risk” and “The Sustainable Finance Disclosure Regulation” for further information.

### **Profile of a Typical Investor**

A typical investor has a long term investment horizon and is prepared to accept a moderate to high level of volatility. This is not a guide to the future volatility of the Fund and may move over time. Investors may also refer to the KIID for the most up-to-date SRRI measurement of volatility.

### **Investment Manager**

The Investment Manager of the Fund is Jupiter Investment Management Limited.

### **Base Currency**

The Base Currency is USD for the Fund.

### **Business Day**

In respect of the Fund, means a day (excluding Saturdays, Sundays and public holidays) on which retail banks are open for business in Dublin, London and the New York Stock Exchange is open for business in New York.

### **Dealing Day**

Means in respect of the Fund every Business Day or such other days as the Directors may determine and provided that there shall be at least one Dealing Day each fortnight.

### **Classes of Shares**

The Classes of Shares in the Fund are distinguished principally on the basis of the initial charge, the redemption charge, the contingent deferred sales charge and the management and distribution fees applicable to them.

Class L Shares are offered primarily as an investment to Retail Investors. Investors wishing to purchase Class L Shares should do so via their financial intermediary.

Class I Shares may be offered in certain limited circumstances to Institutional Investors or distributors and platforms who have separate fee arrangements with their clients, and who in the Investment Manager’s reasonable opinion are able to subscribe an amount in excess of the investment minimum as set out below. With regard to MiFID distributors, Class I Shares will be available to those providing portfolio management or independent investment advice as defined by the MiFID II Directive and those providing non independent advice who have a separate fee arrangement with their clients under which they have agreed not to receive and retain inducements.

Class F Shares are available only to certain categories of investors as determined by the Directors or the Management Company in their absolute discretion.

Class U1 Shares are only available to investors who in the Manager or Investment Manager’s reasonable opinion are able to subscribe an amount in excess of the investment minimum as set out below and who have agreed specific terms of business with the Manager or Investment Manager. With regard to MiFID distributors, Class U1 Shares will be available to those providing portfolio management or independent investment advice as defined by the MiFID II Directive and those providing non independent advice who have a separate fee arrangement with their clients under which they have agreed not to receive and retain inducements.

Class U2 Shares are offered only as an investment through designated financial intermediaries who have agreed specific terms of business with the Investment Manager. With regard to MiFID distributors, Class U2 Shares will be available to those providing portfolio management or independent investment advice as defined by the MiFID II Directive and those providing non independent advice who have a

separate fee arrangement with their clients under which they have agreed not to receive and retain inducements.

Class P2 Shares may be offered in certain limited circumstances to Institutional Investors or distributors and platforms who have separate fee arrangements with their clients, and who in the Investment Manager's reasonable opinion are able to subscribe an amount in excess of the investment minimum as set out below. The Fund does not intend to issue more than \$100,000,000 (or its currency equivalent) of Class P2 Shares, however the Directors may, in their sole and absolute discretion, increase this limit.

### Initial Offer Period and Subscription Price

The Initial Offer Period for any Class of Shares in the Fund will commence on 29 June 2023 will close on 28 December 2023. The initial offer period in respect of any new class of Shares may be shortened or extended by the Directors. The Central Bank will be notified in advance of any extension if subscriptions for Shares have been received and otherwise on an annual basis.

The initial subscription price of each Class of Shares during the Initial Offer Period shall be, depending on the denomination of the Share Class, EUR 10.00, GBP 10.00, RMB 10.00, USD 10.00.

### Fees and Expenses

#### Management Fee, Initial Charge, Redemption Fee, Distribution Fee and Minimum Investment and Holding Amounts

The amount of the fees for each of the various Classes of Shares of the Fund is set out below and is expressed as a percentage per annum of the Net Asset Value of each Class of Share in the Fund.

| Class                | Currency | Minimum Initial Investment | Minimum Subsequent Investment | Minimum Holding Requirement | Initial Charge | Management Fee | Redemption Fee | Distribution Fee | Performance Fee |
|----------------------|----------|----------------------------|-------------------------------|-----------------------------|----------------|----------------|----------------|------------------|-----------------|
| I (USD) Accumulation | USD      | USD 1,000,000              | USD 100,000                   | USD 1,000,000               | Nil            | 0.75%          | Nil            | Nil              | No              |
| I (EUR) Accumulation | EUR      | EUR 1,000,000              | EUR 100,000                   | EUR 1,000,000               | Nil            | 0.75%          | Nil            | Nil              | No              |
| I (GBP) Accumulation | GBP      | GBP 1,000,000              | GBP 100,000                   | GBP 1,000,000               | Nil            | 0.75%          | Nil            | Nil              | No              |
| F (GBP) Accumulation | GBP      | GBP 25,000,000             | GBP 12,500,000                | GBP 12,500,000              | Nil            | 0.40%          | Nil            | Nil              | No              |
| F (USD) Accumulation | USD      | USD 25,000,000             | USD 12,500,000                | USD 12,500,000              | Nil            | 0.40%          | Nil            | Nil              | No              |

|                                    |     |                 |                 |                 |             |        |     |     |     |
|------------------------------------|-----|-----------------|-----------------|-----------------|-------------|--------|-----|-----|-----|
| <b>F (EUR) Accumulation</b>        | EUR | EUR 25,000,000  | EUR 12,500,000  | EUR 12,500,000  | Nil         | 0.40%  | Nil | Nil | No  |
| <b>L (USD) Accumulation</b>        | USD | USD 500         | USD 250         | USD 500         | Up to 5.00% | 1.50%  | Nil | Nil | No  |
| <b>L (EUR) Accumulation</b>        | EUR | EUR 500         | EUR 250         | EUR500          | Up to 5.00% | 1.50%  | Nil | Nil | No  |
| <b>L (GBP) Accumulation</b>        | GBP | GBP500          | GBP 250         | GBP 500         | Up to 5.00% | 1.50%  | Nil | Nil | No  |
| <b>L (RMB) Hedged Accumulation</b> | RMB | RMB 500         | RMB 250         | RMB 500         | Up to 5.00% | 1.50%  | Nil | Nil | No  |
| <b>P2 (USD) Accumulation</b>       | USD | USD 300,000,000 | USD 150,000,000 | USD 150,000,000 | Nil         | 0.20%  | Nil | Nil | Yes |
| <b>P2 (GBP) Accumulation</b>       | GBP | GBP 300,000,000 | GBP 150,000,000 | GBP 150,000,000 | Nil         | 0.20%  | Nil | Nil | Yes |
| <b>P2 (EUR) Accumulation</b>       | EUR | EUR 300,000,000 | EUR 150,000,000 | EUR 150,000,000 | Nil         | 0.20%  | Nil | Nil | Yes |
| <b>U1 (GBP) Accumulation</b>       | GBP | GBP 25,000,000  | GBP 2,500,000   | GBP 25,000,000  | Nil         | 0.675% | Nil | Nil | No  |
| <b>U1 (GBP) Income</b>             | GBP | GBP 25,000,000  | GBP 2,500,000   | GBP 25,000,000  | Nil         | 0.675% | Nil | Nil | No  |

|  |     |                       |                  |                   |     |        |     |     |    |
|--|-----|-----------------------|------------------|-------------------|-----|--------|-----|-----|----|
| <b>U1<br/>(USD)<br/>Accu<br/>mulat<br/>ion</b> | USD | USD<br>25,000,00<br>0 | USD<br>2,500,000 | USD<br>25,000,000 | Nil | 0.675% | Nil | No  | No |
| <b>U1<br/>(USD)<br/>Accu<br/>mulat<br/>ion</b> | USD | USD<br>25,000,00<br>0 | USD<br>2,500,000 | USD<br>25,000,000 | Nil | 0.675% | Nil | No  | No |
| <b>U2<br/>(GBP)<br/>Accu<br/>mulat<br/>ion</b> | GBP | GBP<br>50,000,00<br>0 | GBP<br>5,000,000 | GBP<br>50,000,000 | Nil | 0.60%  | Nil | Nil | No |
| <b>U2<br/>(GBP)<br/>Inco<br/>me</b>            | GBP | GBP<br>50,000,00<br>0 | GBP<br>5,000,000 | GBP<br>50,000,000 | Nil | 0.60%  | Nil | Nil | No |
| <b>U2<br/>(USD)<br/>Accu<br/>mulat<br/>ion</b> | USD | USD<br>50,000,00<br>0 | USD<br>5,000,000 | USD<br>50,000,000 | Nil | 0.60%  | Nil | No  | No |
| <b>U1<br/>(USD)<br/>Accu<br/>mulat<br/>ion</b> | USD | USD<br>50,000,00<br>0 | USD<br>5,000,000 | USD<br>50,000,000 | Nil | 0.60%  | Nil | No  | No |

Shareholders of the Fund should note that all or a portion of Fees and Expenses in respect of Fund may be charged to capital at a Fund or Share Class level. As a result capital may be eroded and income may be achieved by foregoing the potential for future capital growth. Thus, on redemptions of holdings Shareholders of the Fund income share classes may not receive back the full amount invested due to capital reduction. It is recommended that Shareholders of the Fund seek advice in this regard. The rationale for providing for the payment of fees and expenses out of capital is to increase the level of income distributed for income class shareholders.

### Performance Fee

With respect to the Fund, the Investment Manager may be entitled to a performance fee out of the Fund's assets. With respect to the Fund, the performance fee is only applicable to the following share classes: Class P2 (USD) Accumulation, Class P2 (GBP) Accumulation and Class P2 (EUR) Accumulation.

The Performance Fee will be calculated and accrued daily and will be payable annually in arrears in respect of each Performance Period ("**Performance Period of the Fund**"). A Performance Period of the Fund will comprise of each successive twelve month period ending on 31 December. The Performance Fee (if any), will crystallise, become payable and will be credited to the Investment Manager at the end of each Performance Period. The Performance Fee is normally payable to the Investment Manager annually in arrears within 15 calendar days of the end of each Performance Period. In addition, if a Shareholder repurchases or converts all or part of their Shares before the end of a Performance Period, any accrued Performance Fee with respect to such Shares will crystallise on that Dealing Day and will then become immediately payable.

If a Share is repurchased or converted at any time other than at the end of a Performance Period, the Performance Fee attributable to such Share could be different from the Performance Fee that would be payable if such Share was not repurchased or converted until the end of the relevant Performance Period.

**“The Benchmark”** is the MSCI EM (Emerging Markets) ex China Index with net dividends re-invested, where the Index valuation point shall be 12.00 noon. (Irish time). Ticker Code: M1CXBRV

**“Valuation Point”** shall be 12.00 noon. (Irish time) on each Dealing Day.

**“The Benchmark Performance”** in respect of a Performance Period of the Fund, the Benchmark Performance is the difference between the level of the Benchmark calculated at the Valuation Point on the last Business Day of the previous Performance Period of the Fund and the level of the Benchmark calculated at the Valuation Point on the last Business Day of the relevant Performance Period of the Fund, expressed as a percentage.

The **“Share Class Performance”** in respect of the first Performance Period of the Fund is the difference between the opening Net Asset Value per Share and the Net Asset Value per Share at the Valuation Point on the last Business Day of the Performance Period of the Fund, expressed as a percentage. For each Performance Period of the Fund thereafter, the Share Class Performance is the difference between the Net Asset Value per Share at the Valuation Point on the last Business Day of the previous Performance Period of the Fund and the Net Asset Value per Share at the Valuation Point on the last Business Day of the relevant Performance Period of the Fund, expressed as a percentage.

For all share classes, the Benchmark will be priced at the Benchmark valuation point according to the Benchmark provider’s pricing methodology. The exchange rates used in calculating the net asset values for all share classes will be the prevailing exchange rates at the Fund’s Valuation Point. For share classes not denominated in US Dollars (USD) the Benchmark returns shall be converted from USD to the corresponding currency of the Share Class with the relevant currency exchange rates at the Benchmark valuation point.

As outlined in the ‘Investment Approach’ section above, the Benchmark is consistent with the Fund’s investment strategy. Information on the Fund’s past performance measured against the Benchmark is included in the relevant KIID.

Calculation of the Net Asset Value per Share of each Class for Performance Fee purposes is net of all costs but no deduction will be made on account of Performance Fees accrued in the Performance Period of the Fund, unless it is in the best interests of Shareholders to do so and any net income distributed to Shareholders in respect of the Performance Period of the Fund is added back.

The **“Percentage Outperformance”** in respect of Performance Periods of the Fund where Share Class Performance is greater than Benchmark Performance is the arithmetical difference between Share Class Performance and Benchmark Performance, expressed as a percentage. In respect of Performance Periods of the Fund where Share Class Performance is less than Benchmark Performance, such underperformance, being the arithmetical difference between Share Class Performance and Benchmark Performance expressed in percentage points, will be carried forward and no Performance Fee will be payable in any subsequent Performance Period of the Fund unless Share Class Performance measured against Benchmark Performance has recovered any accumulated percentage underperformance for previous periods. In the Performance Period of the Fund in which any accumulated percentage underperformance is recovered, only that part of the Percentage Outperformance for such period as exceeds the accumulated percentage underperformance carried forward is taken into account for the purposes of calculating the performance fee payable for the Performance Period of the Fund.

The Performance Fees are calculated with reference to an adjusted average number of Shares in issue during the relevant Performance Period. The amount of Performance Fee payable in respect of each Share is a US Dollar amount equivalent to the opening Net Asset Value per Share on the first Business Day of the Performance Period of the Fund x Percentage Outperformance x 20 per cent. and is payable on the adjusted average number of Shares in issue during the Performance Period of the Fund. The

adjusted average number of Shares takes account of repurchases, conversions and subscriptions occurring during the relevant Performance Period.

For the purposes of the first calculation of the Performance Fee, the initial offer price in respect of each Share Class was taken as the opening Net Asset Value. The first Performance Period will begin on the date on which the first shares of the relevant share classes are issued and will end on 31 December of the same year.

The Performance Fee accrues and is taken into account in the calculation of the Net Asset Value per Share on a daily basis.

The amount of the Performance Fee will be calculated by the Administrator. The calculation of the Performance Fee shall be verified by the Depositary and, as a result, it is not open to the possibility of manipulation. The calculation of the Performance Fee shall also be reviewed by the Auditors as part of the annual audit of the Company.

The Investment Manager may, at its discretion, waive the Performance Fee payable in respect of a Performance Period of the Fund, at a Share Class level.

**Performance Fees are payable on net realised and net unrealised gains and losses as at the end of each Performance Period of the Fund and as a result, Performance Fees may be paid on unrealised gains which may subsequently never be realised.**

Performance Fees may also be payable during a Performance Period of the Fund where there is a decline in the Net Asset Value per Share.

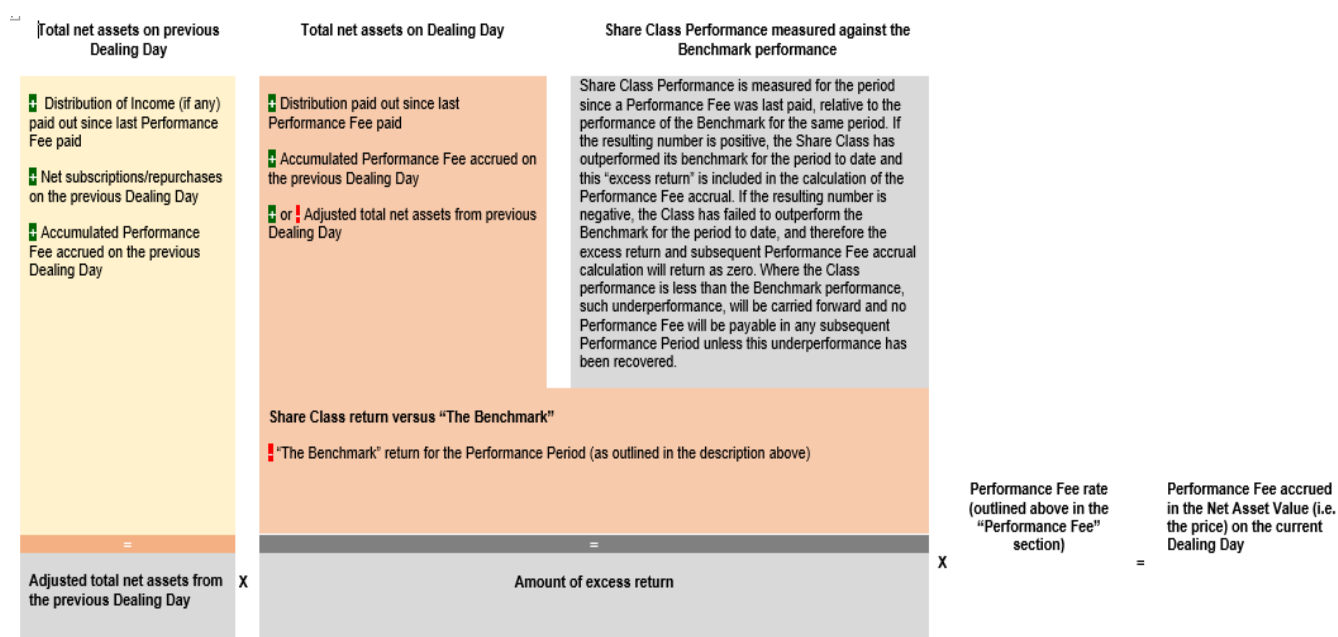
The methodology used in calculating the Performance Fee will impact Shareholders differently in relation to the payment of Performance Fees (with some Shareholders paying disproportionately higher Performance Fees in certain circumstances) and may also result in certain Shareholders having more of their capital at risk at any time than others (as no equalisation methodology is employed in respect of the Performance Fee calculation).

A detailed summary of each of the fees and expenses of the Fund and the Company is set out in the section of the Prospectus headed "**Fees and Expenses**".

For further details on the subscription, repurchase, transfer or conversion of Shares in the Fund please refer to the section of the Prospectus headed "**Subscriptions, Repurchases and Dealings in Shares**".  
**Performance Fee Calculation Breakdown**

In addition to the relevant Management Fee, the Investment Manager will be entitled to a Performance Fee in respect of the relevant Classes. The following details and examples are included for information purposes only.

## Performance Fee Daily Calculation



**Important Information:** A Performance Fee may be charged even if the Class Performance is negative, so long as the Benchmark has decreased more than the Net Asset Value of the relevant Class.

### Performance Fee – Examples

Please note that examples are illustrative only and are not intended to reflect any actual past performance or potential future performance. This example assumes that an investment of \$100,000 is made on the first day of the calendar year in one of the relevant Performance Fee Classes, which attracts a Performance Fee of 20%. The initial NAV per Share is calculated as \$10, and the number of shares remain unchanged.

|        | Number of shares | NAV Per Share | Share Class Return (Net of fees) | Benchmark Return | Out/ Underperformance | Performance Fee Charged Per Share | NAV at End of Year |
|--------|------------------|---------------|----------------------------------|------------------|-----------------------|-----------------------------------|--------------------|
| Year 1 | 10,000           | \$10.00       | 20%                              | 5%               | 15%                   | \$0.30                            | \$11.70            |
| Year 2 | 10,000           | \$11.70       | -10%                             | -15%             | 5%                    | \$0.12                            | \$10.41            |
| Year 3 | 10,000           | \$10.41       | 10%                              | 13%              | -3%                   | \$0                               | \$11.45            |
| Year 4 | 10,000           | \$11.45       | -6%                              | -14%             | 5%                    | \$0.10                            | \$10.66            |

**Year 1** Class outperforms the Benchmark (please see "Out/ Underperformance" in the table above). Performance Fee payable; a new Performance Period begins.

**Year 2** Class Performance is negative, but still outperforms the Benchmark (please see "Out/ Underperformance" in the table above) Performance Fee payable; a new Performance Period begins.

**Year 3** Class underperforms the Benchmark (please see "Out/ Underperformance" in the table above). No Performance Fee payable; Measurement for that Performance Period is extended into the next Performance Period.

**Year 4** Though Class performance is negative, it goes from underperforming the Benchmark to outperforming it (i.e. the class has outperformed the benchmark, which includes having recovered any previous underperformance from year 3, please see “Out/ Underperformance” in the table above). Performance Fee payable; a new Performance Period begins.

### **Establishment Costs**

The cost of establishing the Fund and the preparation and printing of the relevant Supplement is expected not to exceed €30,000 and will be charged to the Fund and amortised over a period of up to 3 years of the Fund’s operation or such other shorter period as the Directors may determine.

A detailed summary of each of the fees and expenses of the Fund and the Company is set out in the section of the Prospectus headed “**Fees and Expenses**”.

### **Distribution Policy**

The Directors intend to declare a dividend in respect of the Classes of Shares of the Fund set out in the table below (the “**Distributing Share Classes**”).

The Directors intend to declare dividends in accordance with the distribution frequency set out in the table below. Dividends will be declared on the last Business Day of each month.

| <b>CLASS</b>          | <b>Distribution Frequency</b> |
|-----------------------|-------------------------------|
| Class U1 (GBP) Income | Yearly                        |
| Class U2 (GBP) Income | Yearly                        |

It is the intention of the Directors that dividends will be paid from the Fund’s net income. As the Fund currently charges fees and expenses to capital the Fund’s income available for distribution will in practice be a gross rather than net income figure. Gross income shall generally consist of interest, dividends and other investment income less withholding and other taxes or adjustments as applicable.

For Share Classes that are not Distributing Share Classes, the Fund’s income and capital gains will be reinvested in accordance with the investment objectives and investment policies of the Fund.

### **Risk Factors**

The attention of investors is drawn to the sections of the Prospectus headed “**Financial Derivative Instruments**” and “**Risk Factors**”.

### **Material Contracts**

The following contract has been entered into and is, or may be, material in respect of the Fund:-

The Management and Distribution Agreement dated 31 October 2019 between the Company, the Manager and the Investment Manager.



Jupiter Global Emerging Markets Focus ex China Fund

SFDR Article 8 Annex (the "**Annex**")

**Dated 28 June 2023**

Jupiter Global Emerging Markets Focus ex China Fund (the "Fund") meets the criteria pursuant to Article 8 of the SFDR to qualify as a financial product which promotes, among other characteristics, environmental or social characteristics, or a combination of those characteristics and provided that the companies that the Fund invests in follow good governance practices.

This Annex has been prepared for the purpose of meeting the specific financial product level disclosure requirements contained in the SFDR applicable to an Article 8 financial product.

Unless defined herein, all defined terms used in this Annex shall have the same meaning as in the Prospectus dated 30 November, as appropriate.

It is noted, that some matters of interpretation of SFDR remain open (subject to ongoing exchanges between the European Supervisory Authorities and the European Commission). It is likely that this Annex will need to be reviewed and updated once further clarification is provided on the open matters of interpretation of SFDR. Such clarifications could require a revised approach to how the Fund seeks to meet the SFDR disclosure obligations.

Disclosures in this Annex may also develop and be subject to change due to ongoing improvements in the data provided to, and obtained by, financial market participants and financial advisers to achieve the objectives of SFDR in order to make sustainability-related information available.

Compliance with the SFDR pre-contractual disclosure obligations is therefore made on a best efforts basis and the Company issues this Annex as a means of meeting these obligations.

**IMPORTANT: Investors should note that as a financial product which promotes, among other characteristics, environmental or social characteristics, or a combination of those characteristics, the Fund may underperform or perform differently relative to other comparable funds that do not promote environmental and/or social characteristics. The description of the manner in which Sustainability Risks are integrated into the investment decisions for the Fund are contained in this Annex.**

---

**Product name:** Jupiter Global Emerging Markets Focus ex China Fund

**Legal entity identifier:** 5493000L4AJTXG27KI79

**Sustainable investment** means an investment in an economic activity that contributes to an environmental or social objective, provided that the investment does not significantly harm any environmental or social objective and that the investee companies follow good governance practices.

The **EU Taxonomy** is a classification system laid down in Regulation (EU) 2020/852, establishing a list of **environmentally sustainable economic activities**. That Regulation does not include a list of socially sustainable economic activities. Sustainable investments with an environmental objective might be aligned with the Taxonomy or not.

## Environmental and/or social characteristics

### Does this financial product have a sustainable investment objective?

**Yes**

**No**

It will make a minimum of **sustainable investments with an environmental objective:** \_\_\_%

It **promotes Environmental/Social (E/S) characteristics** and while it does not have as its objective a sustainable investment, it will have a minimum proportion of \_\_\_% of sustainable investments

in economic activities that qualify as environmentally sustainable under the EU Taxonomy

in economic activities that do not qualify as environmentally sustainable under the EU Taxonomy

with an environmental objective in economic activities that qualify as environmentally sustainable under the EU Taxonomy

with an environmental objective in economic activities that do not qualify as environmentally sustainable under the EU Taxonomy

with a social objective

It will make a minimum of **sustainable investments with a social objective:** \_\_\_%

It promotes E/S characteristics, but **will not make any sustainable investments**



### What environmental and/or social characteristics are promoted by this financial product?

The environmental and social characteristics promoted by the Fund are: (i) the transition to a low carbon economy in seeking to promote the goal of net zero greenhouse gas emissions by 2050 or sooner; and (ii) the upholding responsibilities to people and planet in seeking compliance with the UN Global Compact Principles, (the "ESG Characteristics"). Such ESG Characteristics may develop over time.

The benchmark MSCI EM (Emerging Markets) ex China Index is used for performance comparison purposes only and is not designated for the purpose of attaining the ESG Characteristics promoted by the Fund.

Sustainability indicators measure how the environmental or social characteristics promoted by the financial product are attained.

- **What sustainability indicators are used to measure the attainment of each of the environmental or social characteristics promoted by this financial product?**

*Environmental characteristic*

The environmental characteristic promoted by the Fund is the transition to a low carbon economy by seeking to promote the goal of net zero greenhouse gas emissions by 2050 or sooner. The Fund measures the attainment of this characteristic through the use of climate and environmental data, including (but not limited to) investee company disclosures on matters such as carbon emissions, environmental targets and associated capital allocation.

The Investment Manager analyses this data in-house and assesses holdings within the Fund's portfolio on the basis of their alignment with the goal of net zero greenhouse emissions by 2050 or sooner. The Investment Manager then determines short and medium-term milestones for each holding on an annual basis and monitors progress against those milestones.

*Social characteristic*

The social characteristic promoted by the Fund is upholding responsibilities to people and planet, which is defined as seeking compliance with the UN Global Compact Principles. The UN Global Compact Principles are a voluntary initiative based on chief executive officer (CEO) commitments to implement universal sustainability principles and to take steps to support UN goals.

The Investment Manager's investment due diligence process includes initial evaluation and ongoing monitoring of issuers' compliance with the UN Global Compact Principles using third party ESG risk data. Where an issuer has been identified in the view of the Investment Manager as having breached the UN Global Compact Principles, investment in securities issued by that issuer will only be considered to be aligned with the social characteristic promoted by the Fund where the Investment Manager is satisfied that appropriate remedial actions have been implemented to reduce the likelihood of a future breach.

The promotion of the Fund's ESG characteristics is conducted through the Investment Manager's stewardship of portfolio companies and investment decision making process.

More information on the sustainability indicators used by the Fund can be found on the website: <https://www.jupiteram.com/board-and-governance/#sustainable-finance-disclosures>.

The Fund uses data from third parties (which may include providers for research, reports, screenings, ratings and/or analysis such as index providers and consultants) and that information or data may be incomplete, inaccurate or inconsistent.

- **What are the objectives of the sustainable investments that the financial product partially intends to make and how does the sustainable investment contribute to such objectives?**

Not applicable as the Fund does not commit to make sustainable investments.

- **How do the sustainable investments that the financial product partially intends to make, not cause significant harm to any environmental or social sustainable investment objective?**

Not applicable as the Fund does not commit to make sustainable investments.

--- How have the indicators for adverse impacts on sustainability factors been taken into account

Not applicable

--- How are the sustainable investments aligned with the OECD Guidelines for Multinational Enterprises and the UN Guiding Principles on Business and Human Rights? Details:

Not applicable

*The EU Taxonomy sets out a “do not significant harm” principle by which Taxonomy-aligned investments should not significantly harm EU Taxonomy objectives and is accompanied by specific EU criteria.*

The “do no significant harm” principle applies only to those investments underlying the financial product that take into account the EU criteria for environmentally sustainable economic activities. The investments underlying the remaining portion of this financial product do not take into account the EU criteria for environmentally sustainable economic activities.

*Any other sustainable investments must also not significantly harm any environmental or social objectives.*



### Does this financial product consider principal adverse impacts on sustainability factors?

**Principal adverse impacts** are the most significant negative impacts of investment decisions on sustainability factors relating to environmental, social and employee matters, respect for human rights, anti-corruption and anti-bribery matters.



Yes, the Fund does consider principal adverse impacts on sustainability factors as an additional consideration in the Investment Manager’s portfolio construction process. A list of the key principle adverse impact indicators considered by the Fund can be found on the website: <https://www.jupiteram.com/board-and-governance/#sustainable-finance-disclosures>. These principle adverse indicators are assessed as part of the investment decision making process and may lead to exclusions as part of the screening process. Relevant information on principal adverse impacts on sustainability factors will also be disclosed in due course in the Fund’s annual report.

No



### What investment strategy does this financial product follow?

The investment strategy follows a bottom-up quantitative and qualitative analysis of individual companies, aiming to select those with a good record and a proven product and business model, combined with evidence of entrepreneurial endeavour and the prospect of above average growth opportunities.

In selecting investments to attain the ESG Characteristics, the Investment Manager will include a restriction on companies where the main business activity is linked to fossil fuels, military spending, controversial weaponry (e.g. cluster bombs, anti-personnel mines, chemical or biological weapons which are prohibited under applicable international treaties or conventions), coal or tobacco. These elements of the investment strategy are binding on the Investment Manager.

In addition, the Investment Manager may, over time add further restrictions or prohibitions on

other industries or sectors which it feels are not consistent with or appropriate for the Sustainability Approach of the Fund. In such a case, the prospectus will be amended accordingly at the occasion of the first update that will follow. Details of any further such restrictions will be available from the Investment Manager upon request.

The strategy is implemented through fundamental security analysis in line with the Fund's active management approach, including pre-investment research, ongoing monitoring and corporate engagement on areas of improvement.

The policy to assess good governance practices of the investee companies requires active engagement by the Investment Manager and demonstration of stewardship through an approach to company dialogue and analysis in accordance with Jupiter's Responsible Investment Policy.

**The investment strategy** guides investment decisions based on factors such as investment objectives and risk tolerance.

**Good governance** practices include sound management structures, employee relations, remuneration of staff and tax compliance.

● ***What are the binding elements of the investment strategy used to select the investments to attain each of the environmental or social characteristics promoted by this financial product?***

Exclusions and negative screening are deployed by the Investment Manager in selecting investments to attain the ESG Characteristics. Binding exclusions in respect of companies linked to fossil fuels, military spending, controversial weaponry, coal or tobacco are applied to the Fund.

● ***What is the committed minimum rate to reduce the scope of the investments considered prior to the application of that investment strategy?***

The committed minimum rate to reduce the scope of the investments considered prior to the application of that investment strategy is 0%.

● ***What is the policy to assess good governance practices of the investee companies?***

The Investment Manager conducts research and performs due diligence in order to ensure that companies that the Fund invests in follow good governance. The assessment of good governance practices of the investee companies is conducted through some or all of the following:

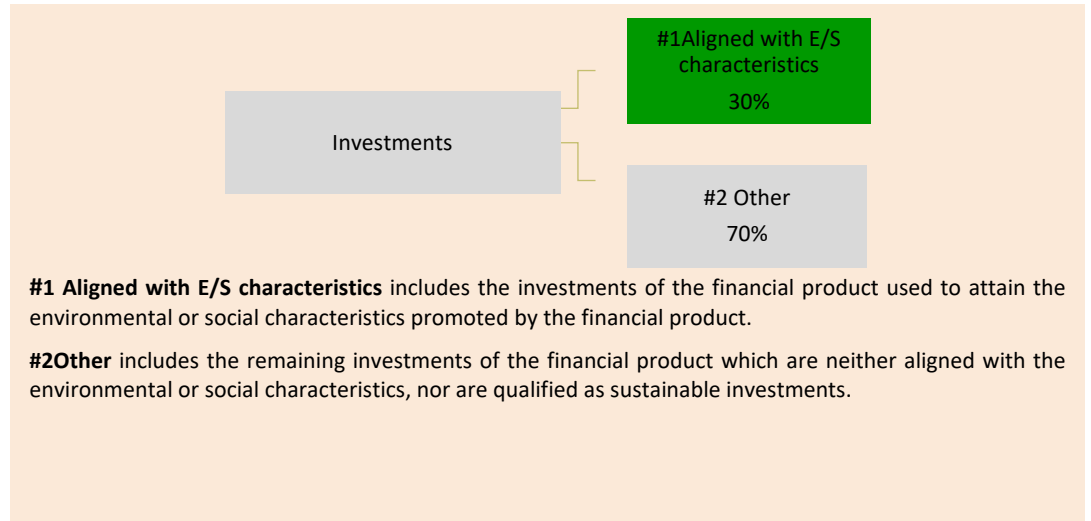
- the initial due diligence conducted by the Investment Manager prior to investment;
- the ongoing monitoring of investee companies by the Investment Manager; and
- active engagement with investee companies by the Investment Manager and demonstration of responsible investment in accordance with Jupiter's Responsible Investment Policy.

**What is the asset allocation planned for this financial product?**

The minimum share of investments aligned with the environmental and social characteristics promoted by the Fund is 30%. The remaining portion of the Fund's investment portfolio ("#2Other") will consist of investments which are not aligned to the ESG Characteristics promoted by the Fund, investments for which relevant data is not available and/or cash and cash equivalents held on an ancillary basis.



**Asset allocation** describes the share of investments in specific assets.



● **How does the use of derivatives attain the environmental or social characteristics promoted by the financial product?**

The Fund does not use financial derivative instruments specifically for the purpose of attaining the environmental and/ or social characteristics it promotes. Rather, financial derivative instruments may be used by the Fund for: (i) investment purposes; and/or (ii) efficient portfolio management, including hedging purposes.

Taxonomy-aligned activities are expressed as a share of:

- **turnover** reflecting the share of revenue from green activities of investee companies
- **capital expenditure (CapEx)** showing the green investments made by investee companies, e.g. for a transition to a green economy.
- **operational expenditure (OpEx)** reflecting green operational activities of investee companies.



**To what minimum extent are sustainable investments with an environmental objective aligned with the EU Taxonomy?**

The minimum commitment to sustainable investments with an environmental objective aligned with the EU Taxonomy is 0%.

● **Does the financial product invest in fossil gas and/or nuclear energy related activities that comply with the EU Taxonomy<sup>2</sup>?**

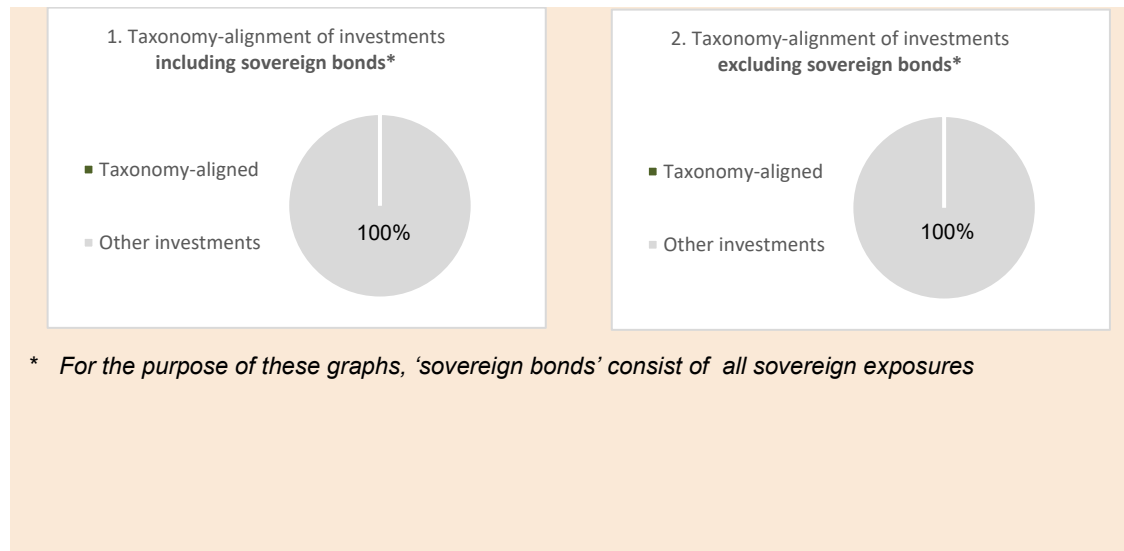
Yes:

In fossil gas  In nuclear energy

No

*The two graphs below show in green the minimum percentage of investments that are aligned with the EU Taxonomy. As there is no appropriate methodology to determine the Taxonomy-alignment of sovereign bonds\*, the first graph shows the Taxonomy alignment in relation to all the investments of the financial product including sovereign bonds, while the second graph shows the Taxonomy alignment only in relation to the investments of the financial product other than sovereign bonds.*

<sup>2</sup> Fossil gas and/or nuclear related activities will only comply with the EU Taxonomy where they contribute to limiting climate change ("climate change mitigation") and do not significantly harm any EU Taxonomy objective - see explanatory note in the left hand margin. The full criteria for fossil gas and nuclear energy economic activities that comply with the EU Taxonomy are laid down in Commission Delegated Regulation (EU) 2022/1214.




**Enabling activities**

directly enable other activities to make a substantial contribution to an environmental objective.

**Transitional activities**

are activities for which low-carbon alternatives are not yet available and among others have greenhouse gas emission levels corresponding to the best performance.

 are sustainable investments with an environmental objective that **do not take into account the criteria** for environmentally sustainable economic activities under the EU Taxonomy.

● **What is the minimum share of investments in transitional and enabling activities?**

There is no commitment to a minimum proportion of investments in transitional and enabling activities and therefore the minimum share of such investments is 0%.



**What is the minimum share of sustainable investments with an environmental objective that are not aligned with the EU Taxonomy?**

There is no commitment to a minimum proportion of sustainable investments with an environmental objective that are not aligned with the EU Taxonomy and therefore the minimum share of such investments is 0%.



**What is the minimum share of socially sustainable investments?**

There is no commitment to a minimum proportion of socially sustainable investments and therefore the minimum share of such investments is 0%.



**What investments are included under “#2 Other”, what is their purpose and are there any minimum environmental or social safeguards?**

All of the Fund's investments are held with a view to achieving the Fund's investment objective, including any which are not aligned to the ESG Characteristics promoted by the Fund.

Sustainability risks are integrated into the investment decision making process. The active ownership approach considers material ESG factors which strengthen the assessment of the risks and opportunities that drive returns.

The Investment Manager takes sustainability risks (defined in SFDR as an environmental, social or governance event or condition that, if it occurs, could cause a negative material impact on the value of the investment) and ESG Characteristics into account as part of its selection process.

In addition to investments made by the Fund in pursuit of its investment strategy, the Fund may hold cash and cash equivalents on an ancillary basis in order to achieve its investment goals, for treasury purposes and in case of unfavourable market conditions. No minimum environmental or social safeguards will be in place in relation to such holdings.

This category may also include investments for which relevant data is not available.



### **Is a specific index designated as a reference benchmark to determine whether this financial product is aligned with the environmental and/or social characteristics that it promotes?**

The MSCI EM (Emerging Markets) ex China Index is used for performance comparison purposes only and is not designated for the purpose of attaining the environmental and/or social characteristics promoted by the Fund.

- ***How is the reference benchmark continuously aligned with each of the environmental or social characteristics promoted by the financial product?***

Not applicable

- ***How is the alignment of the investment strategy with the methodology of the index ensured on a continuous basis?***

Not applicable

- ***How does the designated index differ from a relevant broad market index?***

Not applicable

- ***Where can the methodology used for the calculation of the designated index be found?***

Not applicable

Reference benchmarks are indexes to measure whether the financial product attains the environmental or social characteristics that they promote.



### **Where can I find more product specific information online?**

More product-specific information can be found on the website: <https://www.jupiteram.com/board-and-governance/#sustainable-finance-disclosures>