

Periodic information for the financial products referred to in Article 8(1), (2) and 2(a) of Regulation (EU) 2019/2088 and in the first paragraph of Article 6 of Regulation (EU) 2020/852

Product name: EdR SICAV - MILLESIMA SELECT 2028

Legal entity identifier: 969500KASITM0U6K7L83

Sustainable investment means an investment in an economic activity that contributes to an environmental or social objective, provided that the investment does not significantly harm any environmental or social objective and that the investee companies follow good governance practices.

The **EU Taxonomy** is a classification system laid down in Regulation (EU) 2020/852 establishing a list of **environmentally sustainable economic activities**. The Regulation does not include a list of socially sustainable economic activities. Sustainable investments with an environmental objective might be aligned with the Taxonomy or not.

Environmental and/or social characteristics

Did this financial product have a sustainable investment objective?



Yes



No



At least ___% of its investments were **sustainable investments with an environmental objective**



in economic activities that qualify as environmentally sustainable under the EU Taxonomy



in economic activities that do not qualify as environmentally sustainable under the EU Taxonomy



___% of its investments were **sustainable investments with a social objective**.



It **promoted Environmental/Social (E/S) characteristics** and, although sustainable investment was not an objective, 71.49% of its investments were sustainable investments



with an environmental objective, in economic activities that qualify as environmentally sustainable under the EU Taxonomy.



with an environmental objective, in economic activities that do not qualify as environmentally sustainable under the EU Taxonomy.



with a social objective



It promoted E/S characteristics, but **made no sustainable investments**



To what extent have the environmental and/or social characteristics promoted by this financial product been achieved?

Over the course of the reference period, the UCITS:

- promoted the environmental and social characteristics identified in our ESG analysis model;
- complied with the Management Company's standard and sector-specific exclusions (in particular where controversial weapons, tobacco and coal are concerned);
- complied with a higher average ESG rating than that of its benchmark.

● How did the sustainability indicators perform?

At the end of September 2025, we had the following indicators:

Portfolio's carbon footprint: 214 tCO2/m EUR

Benchmark's carbon footprint: 175 tCO2/m EUR

Portfolio's average ESG rating (Source: MSCI): 11.27

E rating: 12.8
S rating: 10.6
G rating: 11.0
Benchmark's average ESG rating (Source: MSCI): 11.24
E rating: 12.7
S rating: 10.7
G rating: 10.8

● **... and compared with previous periods?**

Not applicable.

● **What were the objectives of the sustainable investments that the financial product intended to make, and how did the sustainable investments contribute to such objectives?**

Currently, the UCITS does not aim to make investments that contribute to the environmental objectives of climate change mitigation and/or adaptation as defined by the European Taxonomy.

● **How did the sustainable investments that the financial product made not cause significant harm to any environmentally or socially sustainable investment objective?**

In its sustainable investments, the UCITS managed not to materially impair a sustainable investment objective by:

- applying the Edmond de Rothschild Asset Management (France) exclusion policy, which covers controversial weapons, tobacco, and thermal coal.
- not investing in companies that violate the UN Global Compact²³.

How were the indicators for adverse impacts on sustainability factors taken into account?

Negative impact indicators, and in particular the PAI indicators presented in Table 1 of appendix 1 of the RTS, were taken into account as part of the fund's investment process and our ESG rating model, and were also included in our definition of sustainable investment (see the description of the sustainable investment methodology available on the website). They are integrated into the portfolio monitoring tools available to the Management team.

Did the sustainable investments comply with the OECD Guidelines for Multinational Enterprises and the UN Guiding Principles on Business and Human Rights?

YES. All sustainable investments were made in accordance with the OECD Guidelines for Multinational Enterprises and the UN Guiding Principles on Business and Human Rights. This monitoring is carried out by the management company's Risk Department, which monitors companies in breach of the Global Compact, securities issued by companies under international sanctions (OFAC, EU, Switzerland) and securities issued by companies located in countries on Edmond de Rothschild Asset Management (France)'s list of prohibited countries.

²³ The United Nations Global Compact: A United Nations initiative launched in 2000 to encourage companies around the world to adopt a socially responsible attitude by committing to implement and promote several principles relating to human rights, international labour standards, the environment and anti-corruption.

The EU Taxonomy sets out a "do no significant harm" principle, which provides that Taxonomy-aligned investments should not significantly harm EU Taxonomy objectives. The Taxonomy also contains specific EU criteria.

The "do no significant harm" principle applies only to those investments underlying the financial product that take into account the Union criteria for environmentally sustainable economic activities.

All other sustainable investments must also do no significant harm to environmental or social objectives.



How did this financial product take into consideration the principal adverse impacts on sustainability factors?

Principal adverse impacts correspond to the most significant negative impacts of investment decisions on sustainability factors related to environmental, social and employee issues, respect for human rights and the fight against corruption and bribery.

Yes, the UCITS takes into account the principal adverse impacts on sustainability factors by first applying the exclusion policy of Edmond de Rothschild Asset Management (France), particularly with respect to thermal coal and controversial weapons. The principal adverse impacts are also taken into account within the framework of the proprietary or external ESG analysis of issuers, and have an impact on the environmental and social scores as well as the overall ESG rating.

In accordance with Article 11 of Regulation (EU) 2019/2088 – also known as the SFDR Regulation – the UCITS's periodic reports describing the extent to which the environmental or social characteristics are complied with are published on www.edmond-de-rothschild.com, in the section entitled "Fund Center".



What were the main investments of this financial product?

The list includes the investments making up the **largest proportion of the financial product's investments** during the reference period, namely: From 01/10/2024 to 30/09/2025

Main investments	Sector	% of assets	Country
TDCDC 5.056 05/31/28	Telecommunications	1.30%	Denmark
DB 3 1/4 05/24/28	Finance	1.29%	Germany
BPCEGP 1 5/8 01/31/28	Finance	1.24%	France
BFCM 3 7/8 01/26/28	Finance	1.18%	France
ORANOF 2 3/4 03/08/28	Industry	1.13%	France
SOCGEN 1 3/8 01/13/28	Finance	1.11%	France
SUEZFP 1 7/8 05/24/27	Utilities	1.11%	France
LKQ4 1/8 04/01/28	Cons. discretionary	1.11%	United States
NGGLN 0.163 01/20/28	Utilities	1.09%	United Kingdom
ACFP 2 3/8 11/29/28	Cons. discretionary	1.09%	France
NWG 4 1/4 01/13/28	Finance	1.09%	United Kingdom
GM 0.65 09/07/28	Cons. discretionary	1.09%	United States
ATOSTR 2 12/04/28	Industry	1.08%	Italy
AMT 0 1/2 01/15/28	Real estate	1.08%	United States
COTY 5 3/4 09/15/28	Basic cons. goods	1.08%	United States

The data are calculated on the basis of restated fund assets in order to exclude derivative exposure and cash accounts.



What was the proportion of sustainability-related investments?

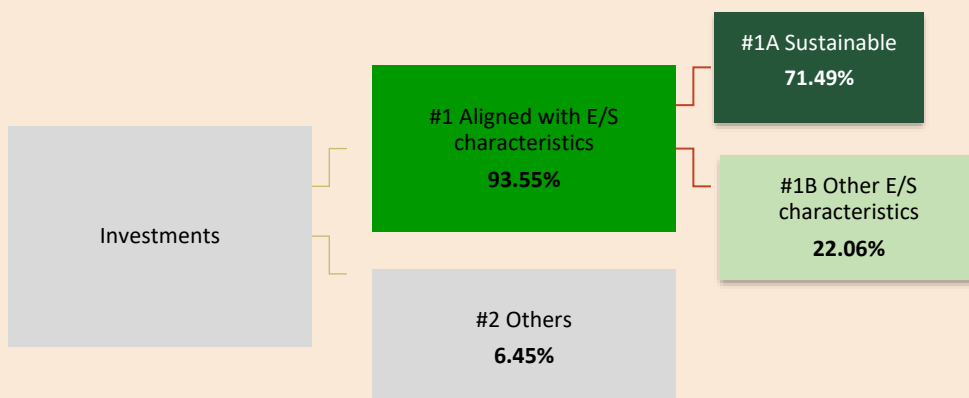
● What was the asset allocation?

Asset allocation

describes the share of investments in specific assets.

Taxonomy-aligned activities are expressed as a percentage of:

- **turnover**, to reflect the share of revenue from investee companies' green activities;
- **capital expenditure (CapEx)**, to reflect investee companies' green investments, e.g. for a transition to a green economy;
- **operational expenditure (OpEx)**, to reflect investee companies' green operational activities.



Category **#1 Aligned with E/S Characteristics** includes investments made by the financial product to achieve the environmental or social characteristics promoted by the financial product, as at 30/09/2025.

Category #2 "Other" includes the remaining investments undertaken by the financial product that are neither aligned with environmental or social characteristics, nor considered sustainable investments as at 30/09/2025. This includes investments for hedging purposes and cash held as ancillary liquidity.

Category **#1 Aligned with E/S characteristics** includes:

- the subcategory **#1A Sustainable**, which covers sustainable investments with environmental or social objectives as at 30/09/2025;
- the subcategory **#1B Other E/S characteristics**, which covers investments that are aligned with environmental or social characteristics, but not considered as sustainable investments as at 30/09/2025.

● ***In which economic sectors were the investments made?***

Enabling activities directly enable other activities to make a substantial contribution to an environmental objective.

Transitional activities are those for which low-carbon alternatives do not yet exist and, among other things, whose greenhouse gas emission levels are on a par with the best achievable performance.

Breakdown by sector at 30/09/2025*

Industry	17.44%
Finance	16.70%
Cons. discretionary	15.68%
Utilities	9.78%
Telecommunications	7.17%
Telecommunications	3.82%
Cons. discretionary	3.75%
Real estate	3.65%
Healthcare	3.47%
Materials	3.11%
Basic cons. goods	2.94%
Finance	1.94%
Information technology	1.74%
Materials	1.45%
Industry	1.15%
Energy	1.04%
Energy	1.01%
Information technology	0.94%
Utilities	0.85%
Basic cons. goods	0.82%
Real estate	0.75%
Cash and cash equivalents	0.58%
Healthcare	0.21%
Interest rate derivatives	0.00%
Total	100%

* Established based on the underlying funds of the Edmond de Rothschild Group.



To what extent were sustainable investments with an environmental objective aligned with the EU Taxonomy?

Not applicable.

- Has the financial product invested in EU Taxonomy-compliant fossil fuels and/or nuclear energy activities? ²⁴

☐ Yes

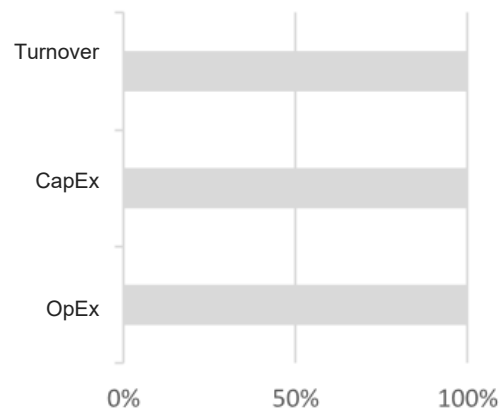
☐ In fossil fuels ☐ In nuclear energy

☒ No

Given the current level of non-financial information provided by companies, we are not able at this stage to accurately identify and convey the underlying investments in fossil fuel and/or nuclear energy activities in accordance with the EU Taxonomy.

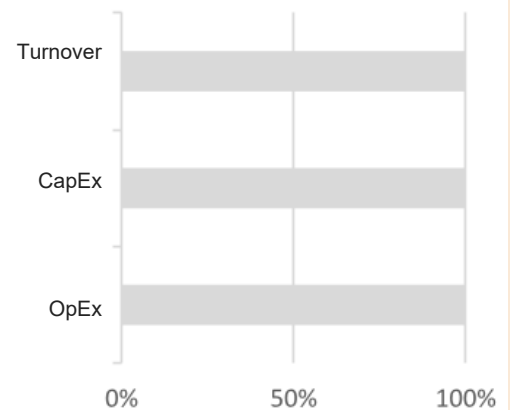
The percentage of investments that were aligned with the EU Taxonomy are shown in green in the charts below. As there is no appropriate methodology to determine the Taxonomy alignment of sovereign bonds, the first graph shows the Taxonomy alignment of all of the financial product's investments taken together, including sovereign bonds, while the second graph shows the Taxonomy alignment of all of the financial product's investments, excluding sovereign bonds.*

1. Alignment of investments with the taxonomy, **including sovereign bonds***



- Taxonomy-aligned: fossil fuels
- Taxonomy-aligned: nuclear
- Taxonomy-aligned: (excluding gas and nuclear)
- Not taxonomy-aligned

2. Alignment of investments with the taxonomy, **excluding sovereign bonds***



- Taxonomy-aligned: fossil fuels
- Taxonomy-aligned: nuclear
- Taxonomy-aligned: (excluding gas and nuclear)
- Not taxonomy-aligned

* For the purposes of these charts, "sovereign bonds" include all sovereign exposures.

¹ Fossil-fuel and/or nuclear activities will only comply with the EU Taxonomy if they contribute to climate change mitigation and do no harm to any objective of the EU Taxonomy - see explanatory note in the left margin. All of the criteria that apply to EU Taxonomy-compliant economic activities in the fossil fuel and nuclear energy sectors are set out in Commission Delegated Regulation (EU) 2022/1214.

The taxonomy alignment rate for the reference year is 0%.

- **What was share of investments made in transitional and enabling activities?**

Not applicable.

- **How did the percentage of investments that were aligned with the EU Taxonomy compare with previous reference periods?**

Not applicable.



The symbol represents sustainable investments with an environmental objective that **do not take into account the criteria** for environmentally sustainable economic activities under the EU Taxonomy.



What was the share of sustainable investments with an environmental objective that were not aligned with the EU Taxonomy?

Not applicable.



What was the share of socially sustainable investments?

Not applicable.



What investments were included under "other", what was their purpose and were there any minimum environmental or social safeguards?

The category "#2 Others" includes: Investments that are not aligned with environmental or social characteristics, or which are not covered in internal or external non-financial research. This category includes investments for hedging and cash-holding purposes.

At 30/09, "#2 Other" comprised 9 bonds with no ESG rating (6.1%), plus the fund's cash.



What measures have been taken to comply with the environmental and/or social characteristics during the reference period?

The percentage of sustainable investment is monitored by the Risk Department using the investment constraints management and control tool.

We also have dashboards that enable us to monitor climate and ESG indicators, such as the CO2 footprint or temperature of the portfolio, exposure to the various United Nations Sustainable Development Goals, as well as the environmental and social ratings of investments. Our tools provide a consolidated view of the portfolio as well as an issuer-by-issuer analysis. Our proprietary and/or externally sourced ESG analysis also assigns a score to each of the environmental and social themes promoted by the fund.



Benchmark indices are indices that are used to measure whether the financial product attains the sustainable objective.

How did this financial product perform against the benchmark index?

Not applicable.

- *How does the benchmark differ from a broad market index?*
- *How has this financial product performed in relation to the sustainability indicators designed to determine the alignment of the benchmark with the environmental or social characteristics being promoted?*
- *How did this financial product perform against the benchmark index?*
- *How has this financial product performed against the broad market index?*