

PROSPECTUS FOR SWITZERLAND

French UCITS-compliant fund subject to European Directive 2009/65/EC

LAZARD CREDIT FI SRI

FCP

This UCITS is managed by LAZARD FRERES GESTION SAS

I - GENERAL FEATURES

FUND'S FORM

Name	Lazard Credit Fi SRI
Legal form	Fonds Commun de Placement
Inception date - term	This UCI was created on 07/03/2008 for a period of 99 years.

Fund overview

ISIN code	Allocation of distributable income		Base currency	Eligible investors	Minimum initial subscription	Initial NAV
	Allocation of net revenue	Allocation of net realised capital gains				
Unit RVC EUR FR0010752543	Accumulation	Accumulation	EUR	All subscribers	1 unit	200 EUR
Unit RVD EUR FR0013306735	Distribution	Accumulation and/or Distribution and/or Retention	EUR	All subscribers	1 unit	200 EUR
Unit PC EUR FR0011844034	Accumulation	Accumulation	EUR	Authorised investors (1)	1 unit	1000 EUR
Unit PD EUR FR0013306743	Distribution	Accumulation and/or Distribution and/or Retention	EUR	Authorised investors (1)	1 unit	1000 EUR
Unit PVC EUR FR0010590950	Accumulation	Accumulation	EUR	Authorised investors (1)	1 unit	10000 EUR

ISIN code	Allocation of distributable income		Base currency	Eligible investors	minimum initial subscription	Initial NAV
	Allocation of net revenue	Allocation of net realised capital gains				
Unit PVD EUR FR0012074151	Distribution	Accumulation and/or Distribution and/or Retention	EUR	Authorised investors (1)	1 unit	100 EUR
Unit PC H-USD FR0013076932	Accumulation	Accumulation	USD	Authorised investors (1)	1 unit	1000 USD
Unit PC H-CHF FR0013236791	Accumulation	Accumulation	CHF	Authorised investors (1)	1 unit	1000 CHF
Unit TC EUR FR0013305935	Accumulation	Accumulation	EUR	Authorised investors (1)	1 unit	200 EUR
Unit RC EUR FR0014005U50	Accumulation	Accumulation	EUR	All subscribers	1 unit	200 EUR
Unit PD H-USD FR00140095N4	Distribution	Accumulation and/or Distribution and/or Retention	USD	Authorised investors (1)	1 unit	1000 USD
Unit RD H-USD FR00140095O2	Distribution	Accumulation and/or Distribution and/or Retention	USD	All subscribers	1 unit	200 USD

(1) Authorised investors:

(i) Investors subscribing through distributors or financial intermediaries who are subject to MIFID II or an equivalent regulation outside of the European Union, as part of:

- their independent advisory activity;
- a non-independent advisory activity or third-party portfolio management for which they sign an agreement with their clients stipulating that they do not receive retrocession payments.

(ii) Professional clients as set out in European Directive 2014/65/EU or an equivalent regulation outside of the European Union.

Where/how to obtain information on the UCI :

All other practical information on this product, including the latest unit price, the prospectus, the latest annual and periodic reports, the composition of assets and the standards of LAZARD FRERES GESTION SAS with regard to the exercise of voting rights, as well as the report on the exercise of voting rights, will be sent out within eight working days upon written request to:

LAZARD FRERES GESTION SAS

25, rue de Courcelles 75008 Paris France

The prospectus is also available at www.lazardfreresgestion.fr.

Designated contact:

Customer service - Monday to Friday - 9 to 18

Tél. +33 (0)1 44 13 01 79

where further information may be obtained if necessary.

II - SERVICE PROVIDERS

Management company	<p>LAZARD FRERES GESTION SAS 25, rue de Courcelles - 75008 Paris</p> <p>Management company incorporated under French law authorised by the French securities regulator (Autorité des Marchés Financiers - AMF) on 28th December 2004, no. GP 04 0000 68</p>
Custodian	<p>CACEIS BANK 89-91 rue Gabriel Péri - 92120 Montrouge</p> <p>Bank and investment services provider accredited by the CECEI on April 1st, 2005.</p> <p>The custodian's functions, as set out in the applicable regulations, include safeguarding of the assets, ensuring the legality of decisions taken by the management company and monitoring of cash flow related to the Funds.</p> <p><u>Sub-delegation:</u></p> <p>A description of the functions of delegated custody agents, a list of the custody and sub-custody agents of CACEIS Bank, and information on conflicts of interest that may arise in relation to these agents are available on the CACEIS website: www.caceis.com (Regulatory watch - UCITS V - Sub Custodians List). Investors may obtain updated information on request.</p> <p>The custodian operates independently of the investment management company.</p>
Delegated registrar of shares	<p>CACEIS BANK 89-91 rue Gabriel Péri - 92120 Montrouge</p> <p>Public limited company with a board of directors</p> <p>Bank and investment services provider accredited by the CECEI on April 1st, 2005.</p>
Delegated agent for the centralisation of subscription and redemption orders	<p>CACEIS BANK 89-91 rue Gabriel Péri - 92120 Montrouge</p> <p>The management company has delegated management of the Fund's liabilities to CACEIS Bank, which is therefore responsible for centralising and processing subscription and redemption orders for the Fund's units</p> <p>Co-centralisation:</p> <p>LAZARD FRERES BANQUE 175 boulevard Haussmann - 75008 Paris</p> <p>On behalf of clients for whom it provides custody account-keeping services</p>
Accounting management by delegation	<p>CACEIS FUND ADMINISTRATION 89-91 rue Gabriel Péri - 92120 Montrouge</p> <p>Adresse postale : 12, place des États-Unis - CS 40083 - 92549 Montrouge Cedex</p>
Statutory auditor	<p>CABINET DELOITTE & ASSOCIES 6 place de la Pyramide, 92908 Paris - La Défense Cedex</p> <p>Signatory - M. Olivier Galienne</p>
Promoter	<p>LAZARD FRERES GESTION SAS 25, rue de Courcelles - 75008 Paris</p>
Advisor (if applicable)	NA
Sub-investment manager (if applicable)	NA

GENERAL FEATURES

1. Features

Characteristics of units	
Unit RVC EUR	FR0010752543
Unit RVD EUR	FR0013306735
Unit PC EUR	FR0011844034
Unit PD EUR	FR0013306743
Unit PVC EUR	FR0010590950
Unit PVD EUR	FR0012074151
Unit PC H-USD	FR0013076932
Unit PC H-CHF	FR0013236791
Unit TC EUR	FR0013305935
Unit RC EUR	FR0014005U50
Unit PD H-USD	FR00140095N4
Unit RD H-USD	FR00140095O2
Rights attached to the UCI's units	Each unitholder has an ownership right in the UCI's assets in proportion to the number of units owned.
Voting rights	No voting rights are attached to the UCI's units since decisions are taken by the management company.
Form of the units	Bearer or administered registered at the unitholder's discretion. The UCI is listed with Euroclear France.
Fractional or whole units	The UCI's units may be subscribed for and/or redeemed in whole number or can be splitted (see details in section 14. Features of the units).
Financial year end	Last valuation date in March.
First financial year end	Last valuation date in March 2009.
Taxation	The tax treatment of the Fund's unrealised or realised capital gains or losses depends on the tax rules applicable to the particular circumstances of each investor and/or the Fund's investment jurisdiction. If you are unsure of the tax rules applying to your particular circumstances, you should consult a professional adviser.

OTHER SPECIFICATIONS

Fund of fund	None	
Classification	International bonds and other debt securities	
Investment objective	Unit RVC EUR, Unit RVD EUR, Unit PC EUR, Unit PD EUR, Unit PVC EUR, Unit PVD EUR, Unit TC EUR, Unit RC EUR	The investment objective is to achieve, by applying a Socially Responsible Investment (SRI) management approach, over the recommended investment horizon of 3 years a return (net of charges) above the following composite benchmark: 40% ICE BofA Euro Subordinated Financial Index ; 40% ICE BofA Euro Financial High Yield Index ; 20% ICE BofA Contingent Capital Hedged EUR Ind. The index is rebalanced on a basis and its components are expressed in , assuming reinvestment of net dividends or coupons.
	Unit PC H-USD, Unit PD H-USD, Unit RD H-USD	The investment objective is to achieve, by applying a Socially Responsible Investment (SRI) management approach, over the recommended investment horizon of 3 years a return (net of charges) above the following composite benchmark: 40% ICE BofA Euro Subordinated Financial Hedged USD Index ; 40% ICE BofA Euro Financial High Yield Hedged USD Index ; 20% ICE BofA Contingent Capital Hedged USD Index. The index is rebalanced on a basis and its components are expressed in , assuming reinvestment of net dividends or coupons.
	Unit PC H-CHF	The investment objective is to achieve, by applying a Socially Responsible Investment (SRI) management approach, over the recommended investment horizon of 3 years a return (net of charges) above the following composite benchmark: 40% ICE BofA Euro Subordinated Financial Hedged CHF Index ; 40% ICE BofA Euro Financial High Yield Hedged CHF Index ; 20% ICE BofA Contingent Capital Hedged CHF Index. The index is rebalanced on a basis and its components are expressed in , assuming reinvestment of net dividends or coupons.
Benchmark indicator	Unit RVC EUR, Unit RVD EUR, Unit PC EUR, Unit PD EUR, Unit PVC EUR, Unit PVD EUR, Unit TC EUR, Unit RC EUR	ICE BofA Euro Subordinated Financial Index This index is composed of subordinated bonds issued by financial institutions in the euro bond market. Transaction charges are included. Data is available on the website: www.indices.theice.com Bloomberg code: ESBUI Index
	Unit RVC EUR, Unit RVD EUR, Unit PC EUR, Unit PD EUR, Unit PVC EUR, Unit PVD EUR, Unit TC EUR, Unit RC EUR	ICE BofA Euro Financial High Yield Index This index is composed of euro-denominated High Yield corporate bonds with a maturity of more than one year, at a fixed rate with a size of over 100 million. Transaction charges are included. Data is available on the website: www.indices.theice.com Bloomberg code: HEBUI Index
	Unit RVC EUR, Unit RVD EUR, Unit PC EUR, Unit PD EUR, Unit PVC EUR, Unit PVD EUR, Unit TC EUR,	ICE BofA Contingent Capital Hedged EUR Ind This index is composed of contingent convertible bonds issued by financial institutions in the euro bond market. Transaction charges are included. Data is available on the website: www.indices.theice.com Bloomberg code: COCO Index

	Unit RC EUR	
	Unit PC H-CHF	<p>ICE BofA Euro Subordinated Financial Hedged CHF Index</p> <p>This index is composed of subordinated bonds issued by financial institutions in the euro bond market. Transaction charges are included.</p> <p>Data is available on the website: www.indices.theice.com</p> <p>Bloomberg code: ESBU Index</p>
	Unit PC H-CHF	<p>ICE BofA Euro Financial High Yield Hedged CHF Index</p> <p>This index is composed of euro-denominated High Yield corporate bonds with a maturity of more than one year, at a fixed rate with a size of over 100 million. Transaction charges are included.</p> <p>Data is available on the website: www.indices.theice.com</p> <p>Bloomberg code: HEB0 Index</p>
	Unit PC H-CHF	<p>ICE BofA Contingent Capital Hedged CHF Index</p> <p>This index is composed of contingent convertible bonds issued by financial institutions in the euro bond market. Transaction charges are included.</p> <p>Data is available on the website: www.indices.theice.com</p> <p>Bloomberg code: COCO Index</p>
	Unit PC H-USD, Unit PD H-USD, Unit RD H-USD	<p>ICE BofA Euro Subordinated Financial Hedged USD Index</p> <p>This index is composed of subordinated bonds issued by financial institutions in the euro bond market. Transaction charges are included.</p> <p>Data is available on the website: www.indices.theice.com</p> <p>Bloomberg code: ESBU Index</p>
	Unit PC H-USD, Unit PD H-USD, Unit RD H-USD	<p>ICE BofA Euro Financial High Yield Hedged USD Index</p> <p>This index is composed of euro-denominated High Yield corporate bonds with a maturity of more than one year, at a fixed rate with a size of over 100 million. Transaction charges are included.</p> <p>Data is available on the website: www.indices.theice.com</p> <p>Bloomberg code: HEB0 Index</p>
	Unit PC H-USD, Unit PD H-USD, Unit RD H-USD	<p>ICE BofA Contingent Capital Hedged USD Index</p> <p>This index is composed of contingent convertible bonds issued by financial institutions in the euro bond market. Transaction charges are included.</p> <p>Data is available on the website: www.indices.theice.com</p> <p>Bloomberg code: COCO Index</p>

As at the date of this prospectus, the benchmark index administrator, namely [ICE Benchmark Administration Limited], is listed on ESMA's register of administrators and benchmark indices.

Additional information on the benchmark indices can be found on the administrator's website at [<https://www.theice.com/iba>]

The management company will ensure that the links are still valid in future updates of the UCI's prospectus.

1. Strategies used

To achieve this investment objective, the Fund will be actively managed, mainly invested in subordinated debt (which is of higher risk than senior or secured debt) or any securities not deemed to be ordinary shares and issued by financial institutions. The Fund is managed by combining a top-down approach (which first looks at general economic and market trends before deciding in which geographical areas and securities to invest) and a bottom-up approach (which first looks at issuers' creditworthiness and the quality of individual securities), thus incorporating the regulatory conditions applying to this asset class. The Fund's modified duration is between 0 and 8. The Fund is invested only in bonds or securities of issuers the registered offices of which are established in OECD-member countries and/or in securities listed on a financial market of one of these countries. The Fund is invested only in bonds that are traded in euros, US dollars, Pounds Sterling or in all OECD currencies other than Euro.

To build his portfolio, the manager conducts his own assessment of bonds or securities not deemed to be ordinary shares. He also refers to agency ratings but does not rely on them solely and mechanically.

As an exception to the 5%-10%-40% ratios, the management team may invest more than 35% of the UCI's net assets in securities guaranteed by an EEA Member State or the United States.

The Fund will be able to invest in the bonds and securities of any issuer the registered office of which is established in an OECD-member country and/or in securities listed on a financial market of one of these countries. The Fund may not invest in bonds of issuers included on the FATF blacklist.

The Financial Action Task Force (FATF) is an intergovernmental organisation that draws up and promotes policies to combat money laundering and terrorist financing both at national and international levels.

Information on the Fund's modified duration is shown in the table below:

Interest rate sensitivity range within which the Fund is managed	Geographic zones of issuers of securities or underlying securities of securitisation products	Range of exposure to this zone
0 - 8	OCDE Zone	100%

The Fund may invest in bonds that are traded in euros, US dollars, Pounds Sterling or in all OECD currencies other than Euro.

SRI management

The UCI promotes environmental and/or social characteristics within the meaning of Article 8 of Regulation (EU) 2019/2088 (the "SFDR").

The UCI is managed in accordance with the principles of the SRI label defined by the French Ministry of the Economy and Finance. The inclusion of environmental, social and governance (ESG) criteria influences the analysis of companies held in the portfolio, stock picking and weighting.

ESG analysis is based on a proprietary model shared by the teams in charge of financial management in the form of an internal ESG grid. Based on the various data provided by our ESG partners (extra-financial analysis agencies, external service providers, etc.), annual reports and reports on the corporate social responsibility (CSR) of the companies monitored among all the stocks in the portfolio and direct exchanges with them, the analysts responsible for each stock monitored establish an internal ESG score based on an approach that is both quantitative (energy intensity, staff turnover rate, board independence rate, etc.) and qualitative (environmental policy, employment strategy, competence of directors, etc.). This ESG rating takes into account the companies' main negative impacts in terms of sustainability, or Principal Adverse Impacts (carbon emissions, energy consumption, water consumption, waste production) and the risks likely to affect their own sustainability, or Sustainability Risks (regulatory and physical risks, reputational risk through, among other factors, monitoring of controversies).

The information relating to the main negative impacts on the sustainability factors is published in the periodic SFDR reports of the UCI.

Each E, S and G pillar is rated from 1 to 5 (5 being the best rating) based on at least ten relevant key indicators per dimension. The company's overall ESG rating summarises the scores for each pillar according to the following weighting: 30% for Environment and Social and 40% for Governance.

The proportion of issuers covered by an ESG analysis in the portfolio must be at least 90%, excluding bonds and other debt securities issued by public or quasi-public issuers and cash held on an ancillary basis, and social impact assets (which are therefore capped at 10% of total assets).

On the basis of these internal ESG analysis grids, we have developed a fixed income process that:

- Limits to 30% of the portfolio the share of issuers with a rating of less than or equal to 3
- Excludes issuers with a rating of less than or equal to 2

SRI analyst-managers shall ensure that the ESG rating is kept higher than that of a universe composed of companies issuing financial debt securities, after removing the 25%-lowest rated companies by 01/01/2025 and the 30%-lowest rated companies by 01/01/2026.

The Fund's ESG universe consists of European issuers of financial debt securities, along with the main issuers of financial debt securities from non-European member-countries of the Organization for Economic Cooperation and Development (OECD). This approach helps guarantee an ESG universe that is representative of the Fund's investment policy.

The fund pledges to outperform its benchmark based on the following indicators:

- Percentage of companies having carbon-emissions-reduction targets
- Percentage of companies having a human rights policy

"

Regulation (EU) 2020/852, known as the "Taxonomy Regulation"

The European Union Taxonomy aims to identify economic activities that are considered environmentally sustainable. The Taxonomy identifies these activities according to their contribution to six broad environmental objectives:

- Climate change mitigation,
- Climate change adaptation,
- Sustainable use and protection of water and marine resources,
- Transition to the circular economy (waste, prevention and recycling),
- Pollution prevention and control,
- Protection of healthy ecosystems.

To be considered sustainable, an economic activity must demonstrate that it contributes substantially to the achievement of one of the six objectives, while not harming any of the other five (the so-called DNSH principle, standing for "Do No Significant Harm"). In order for an activity to be considered aligned with the European Taxonomy, it must also respect the human and social rights guaranteed under international law.

The "Do No Significant Harm" principle applies only to investments underlying the financial product that take into account the European Union's criteria for environmentally sustainable economic activities.

The investments underlying the remaining portion of this financial product do not take into account the European Union's criteria for environmentally sustainable economic activities.

The minimum percentage of alignment with the European Union Taxonomy is 0%.

2. Assets (excluding embedded derivatives)

Equities:

Ordinary shares (maximum 10% of net assets) arising from the conversion of debt, or an offer by the issuer to exchange debt for shares, or hedges through derivatives. The Fund will not actively invest in equities but may hold them to enable the manager to sell the equities received in the best market conditions and to maximise the exit price for unitholders.

Debt securities and money market instruments:

To build his portfolio, the manager conducts his own assessment of bonds or securities not deemed to be ordinary shares. He also refers to agency ratings but does not rely on them solely and mechanically.

Up to a maximum of 100% of the net assets in bonds or securities not deemed to be ordinary shares, issued by Investment Grade or equivalent issuers (as rated by the rating agencies) or an equivalent rating based on the management company's analysis, and up to a maximum of 30% of the net assets in bonds or securities issued by speculative/High Yield issuers (as rated by the rating agencies) or an equivalent rating based on the management company's analysis, or not rated by a rating agency. Speculative/High Yield bonds or securities may not exceed a maximum of 100% of the Fund's net assets;

Up to 30% of the net assets in convertible bonds and contingent convertible bonds ("CoCos"). The Fund could invest up to 30% of the net assets in CoCos. A contingent convertible bonds is a type of debt instrument which, upon certain pre-specified 'trigger events' (for example, when the capital of the issuer falls below a certain level), may be converted into either shares in the issuing company, or may be reduced in value, either in part or in whole.

Up to 100% in bonds or securities not deemed to be ordinary shares, traded in US dollars, Pounds Sterling or in all OECD currencies other than Euro. Exchange rate risk will be hedged so that exposure thereto shall not exceed 10% of the Fund's assets.

UCITS:

European money market, short-term money market or bond funds to a maximum of 10% provided that less than 10% of these funds' assets are invested in other UCIs.

These funds may be managed by the management company.

3. Derivatives

- Types of markets:

- ☒ regulated
- ☒ organised
- ☒ OTC

- The manager intends to seek exposure to:

- ☒ equities
- ☒ interest rates
- ☒ currencies
- ☒ credit
- ☐ other

- Types of transactions - all transactions must be limited to achieving the investment objective:

- ☒ hedging
- ☒ exposure
- ☐ arbitrage
- ☐ other

- Type of instruments used:

- ☒ futures:
 - ☒ equity and equity index (maximum 10%)
 - ☒ interest rate: interest rate risk
 - ☒ currency
 - ☐ other
- ☒ options:
 - ☒ equity and equity index (maximum 10%)
 - ☒ interest rate : interest rate and interest rate volatility risk

- ☒ currency: only on organised markets
- ☐ other
- ☒ swaps:
 - ☐ equity swaps
 - ☒ interest rate swaps: transformation of fixed-rate income to variable-rate income and vice versa
 - ☒ currency swaps
 - ☐ performance swaps
- ☒ currency forwards
- ☒ credit derivatives : CDS are limited to 40% of the net assets
- ☐ other
- Strategy of use of derivatives to achieve the investment objective:
 - ☒ partial or general hedging of the portfolio, some risks and securities
 - ☒ creating synthetic exposure to assets and risks
 - ☒ increasing exposure to the market without leverage
 - ☐ maximum permitted and sought
 - ☐ other strategy

4. Securities with embedded derivatives

The manager may invest in the following securities with embedded derivatives up to a maximum of 100% of the net assets: structured products, subordinated debt, puttable and callable bonds, convertible bonds and contingent convertible bonds (a maximum of 30% of the net assets for the latter).

5. Deposits

Up to 10% of the UCIs assets may be held in deposits.

6. Cash borrowings

The UCI may borrow cash within the limit of 10% of its assets to meet specific cash requirements related to its operating needs.

7. Temporary purchases and sales of securities

None

8. Information on financial guarantees

In connection with over-the-counter derivative transactions, and in accordance with Position paper 2013-06 issued by the French financial markets regulator (Autorité des Marchés Financiers- AMF), the UCI may receive collateral in the form of securities (such as bonds or other securities issued or guaranteed by a State or issued by international financing agencies and bonds or securities issued by high quality corporate issuers), or cash. Any cash collateral received is reinvested in accordance with the applicable rules. All such assets must be from high-quality issuers that are not an entity of the counterparty or its group, and must be liquid and diversified with low volatility. Discounts may

be applied to the collateral received; they take into account the quality of credit and the price volatility of the securities.

9. Risk profile

Disclaimer

Your money will be mainly invested in financial instruments selected by the management company. These instruments will be exposed to market trends and fluctuations.

- **Risk of capital loss**

There is no guarantee of the UCI's performance or protection of capital. As such, the investor may not get back the full amount of the initial investment during redemption.

- **Risk related to discretionary management**

Discretionary management is based on anticipation of market trends. The UCI's performance is dependent both on the selection of securities and UCI picked by the manager and the manager's asset allocation. There is therefore a risk that the manager will not select the best performing securities and that the asset allocation is not optimal.

- **Interest rate risk**

The risk of a decline in debt instruments as a result of changes in interest rates. This risk is measured by the level of sensitivity. For instance, bond prices tend to move in the opposite direction to interest rates. The net asset value may decline during periods when there is an increase (positive sensitivity) or decrease (negative sensitivity) in interest rates.

- **Credit risk**

The risk of a deterioration in the credit quality of or default by a public or private issuer. The UCI's exposure to issuers either through direct investment or via other UCI may give rise to a decline in the net asset value. If the UCI is exposed to unrated or speculative/high yield debt, the credit risk is high and may lead to a decline in the UCI's net asset value.

- **Foreign exchange risk**

The UCI may invest in securities and other UCI that in turn are authorised to acquire instruments denominated in currencies other than the fund's base currency. The value of these instruments may fall if the exchange rates vary, which may lead to a decrease in the UCI's net asset value. Where units (or shares) denominated in a currency other than the fund's base currency have been hedged, the foreign exchange risk is residual as a result of systematic hedging, potentially leading to a performance gap between the different units (or shares).

- **Liquidity risk**

The risk that a financial market cannot absorb transaction volumes due to trading volumes being too low or pressure on the markets. Such a situation may impact the pricing or timing when the UCI liquidates, initiates or modifies positions and thus cause a decline in the UCI's net asset value.

- **Equity risk**

Share price fluctuations may have a negative impact on the UCI's net asset value. The UCI's net asset value may decrease during periods in which the equity markets are falling.

- **Counterparty risk**

This type with one or more counterparties potentially exposes the UCI to a risk of insolvency of one or more of these counterparties, which could lead to default on payment and cause a decrease in the UCI's net asset value.

- **Derivative financial instrument risk**

The risk arising from the UCI's use of forward financial instruments (derivatives), which may lead to a bigger decrease in the net asset value than on the markets or in the underlying assets in which the UCI has invested.

- **Risk related to the holding of contingent convertible bonds (CoCos)**

Subordinated debt and contingent convertible bonds carry specific risks of non-payment of interest and loss of capital in certain circumstances. At a certain solvency threshold or trigger event, the issuer may or is obliged to suspend the payment of interest and/or reduce the nominal value of the security or convert the bonds into equity. Notwithstanding the thresholds defined in the issue prospectus, the supervisory authorities have the possibility of applying in a preventive manner these rules if the circumstances require based on an objective threshold, the point of non-viability. Holders of these securities are exposed to the risk of complete or partial loss of their investment if conversion to equity takes place at a price that is predetermined, or subject to a discount as set out contractually in the terms of the issue prospectus, or applied arbitrarily by a supervisory authority. Holders are also exposed to potentially significant fluctuations in price if the issuer lacks capital or experiences difficulties.

- **Sustainability risk**

Any environmental, social or governance event or situation that, if it occurs, could have an actual or potential negative impact on the value of the investment. Specifically, the negative effects of sustainability risks can affect issuers via a range of mechanisms, including: 1) lower revenues; 2) higher costs; 3) damage or impairment of asset value; 4) higher cost of capital; and 5) fines or regulatory risks. Due to the nature of sustainability risks and specific issues such as climate change, the likelihood of sustainability risks impacting returns on financial products is likely to increase in the longer term.

- **ESG investment risk and methodological limitations**

Extra-financial criteria can be integrated into the investment process using data provided by external providers or directly reported by our analysts, notably in our proprietary ESG analysis grid. Data may be incomplete or inaccurate due to the lack of international standards or systematic verification by external third parties. It can be difficult to compare data because issuers do not necessarily publish the same indicators. The unavailability of data may also force management not to include an issuer in the portfolio. The management company may therefore exclude securities of certain issuers for extra-financial reasons, regardless of market opportunities.

- **144A securities risk**

The UCI is likely to invest in securities that are subject to restrictions, particularly those falling under Rule 144A. 144A securities are exempt from the obligation stated in the US Securities Act of 1933. Such securities are subject to restrictions on resale to qualified institutional buyers (QIB), as defined by the US Securities Act of 1933. Administrative costs are lower due to this exemption. 144A securities are traded among a limited number of QIB, which could exacerbate price volatility and reduce liquidity of certain 144A securities.

10. Guarantee or protection

None

11. Eligible subscribers and typical investor profile

This Fund is aimed at investors who are aware of the risks associated with investing in the international credit markets.

Subscribers are strongly advised to diversify their investments sufficiently to avoid exposure solely to the risks of this UCI.

Information on Russian and Belarusian investors

In accordance with the provisions of EU Regulation No. 833/2014 as amended by EU Regulation No. 2022/328 and EC Regulation No. 765/2006 as amended by Regulation (EU) No. 2022/398, the subscription of units or shares in this UCI is prohibited to any Russian or Belarusian national, any natural person residing in Russia or Belarus or any legal person, entity or body established in Russia or Belarus. This prohibition does not apply to nationals of a Member State and to natural persons holding a temporary or permanent residence permit in a Member State of the European Union. This prohibition shall remain in effect for as long as the Regulations are in force.

Information on US investors:

The UCI is not registered as an investment vehicle in the United States and its units are not and will not be registered

under the Securities Act of 1933 and, therefore, they may not be offered or sold in the United States to Restricted Persons, as defined hereafter.

A Restricted Person is (i) any person or entity located in the United States (including US residents), (ii) any corporation or any other entity subject to the laws of the United States or any state thereof, (iii) any US military personnel or any employee of a US government department or agency located outside the United States, or (iv) any other person that would be considered a US Person under Regulation S of the Securities Act of 1933, as amended.

FATCA:

Pursuant to the provisions of the Foreign Account Tax Compliance Act ("FATCA") applicable as of July 1st, 2014, if the UCI invests directly or indirectly in US assets, the capital and income arising from such investments may be subject to withholding tax of 30%.

To avoid paying the 30% withholding tax, France and the United States have entered into an intergovernmental agreement under which non-US financial institutions ("foreign financial institutions") agree to institute procedures for identifying direct or indirect investors who qualify as US taxpayers and to provide certain information about these investors to the French tax authorities, which will disclose said information to the US tax authority, the Internal Revenue Service.

As a foreign financial institution, the UCI undertakes to comply with the FATCA and to take all appropriate measures pursuant to the aforementioned intergovernmental agreement.

The amount that it is reasonable to invest in this UCI depends on each investor's personal circumstances. To determine this, investors should take account of their personal financial situation, current needs and the recommended investment period, and should also consider their ability to assume risk or whether they prefer instead to opt for a more cautious

This UCI may not be suitable for investors planning to withdraw their contributions within 3 years.

12. Allocation of distributable income

Distributable sums consist of:

- 1) Net revenue plus retained earnings and plus or minus the revenue adjustment balance. Net revenue of the financial year is equal to the amount of interest, arrears, dividends, bonuses and prizes, remuneration, as well as all proceeds from securities in the fund portfolio, plus the proceeds of sums temporarily available and minus management fees and borrowing costs.
- 2) Realised capital gains, net of fees, less realised capital losses, net of fees received during the financial year, plus capital gains of the same nature generated in previous years and that have not been distributed or capitalised, and plus or minus the capital-gains adjustment account.

The amounts referred to in 1) and 2) may be distributed independently of each other, in whole or in part.

Unit	
RVC EUR , PC EUR , PVC EUR , PC H-USD , PC H-CHF , TC EUR , RC EUR	Distributable sums are fully capitalised with the exception of sums that, under the law, are subject to a mandatory distribution.
RVD EUR , PD EUR , PVD EUR , PD H-USD , RD H-USD	Net revenue is distributed in full, and allocation of net capital gains is decided each year by the Management Company. It may distribute interim payments.

13. Frequency of distribution

PVC EUR, PC EUR, PC H-USD, RVC EUR, TC EUR and PC H-CHF units: None, accumulation units.

PVD EUR, RVD EUR and PD EUR units: Dividends are paid out annually to holders of units. Interim dividends may be paid.

For the PD H-USD and RD H-USD units, the net income for year N will be paid partly (i) in the form of an annual distribution within 5 months of year N+1 and (ii) in the form of a quarterly distribution during year N+1 for the part of the net income for year N transferred to “retained earnings”.

14. Characteristics of the shares (base currency, division of shares, etc.)

Unit	Base currency
RVC EUR, RVD EUR, PC EUR, PD EUR, PVC EUR, PVD EUR, TC EUR, RC EUR	EUR
PC H-USD, PD H-USD, RD H-USD	USD
PC H-CHF	CHF

Unit	Division
RVC EUR, RVD EUR, PC EUR, PD EUR, PVC EUR, PVD EUR, PC H-USD, PC H-CHF, TC EUR, RC EUR, PD H-USD, RD H-USD	In thousandths

15. Terms and conditions of subscription and redemption

Subscription and redemption orders are accepted in amount and/or in units.

Date and frequency of NAV calculation

The net asset value is calculated every day except Saturdays and Sundays, public holidays in one of the following countries: France.

The net asset value is not calculated on the closing days of one of the following stock exchanges: Paris.

Where and how to find out the net asset value: the net asset value is published Daily in the offices of LAZARD FRERES GESTION SAS and on the internet www.lazardfreresgestion.fr.

Address of the institutions designated to receive subscription and redemption orders

CACEIS BANK - 89-91 rue Gabriel Péri - 92120 Montrouge

Bank and investment services provider accredited by the CECEI on April 1st, 2005.

Investors are reminded that orders transmitted to distributors other than the institution referred to above must take into consideration the fact that the cut-off time for the processing of orders applies to the said distributors vis-à-vis the institution referred to above. Consequently, such distributors may apply their own cut-off time, which may be earlier than the cut-off time indicated above, in order to take into account the time required to transmit orders to the institution referred to above.

LAZARD FRERES BANQUE - 175 boulevard Haussmann - 75008 Paris

On behalf of clients for whom it provides custody account-keeping services

Orders are executed as indicated in the table below

Business day	Day on which NAV is set (d)	The business day following the valuation day (D+1)	Two business days following the valuation day (D+2)	Two business days following the valuation day (D+2)
--------------	-----------------------------	--	---	---

Daily order reception and Daily centralisation of redemption orders before 12:00 p.m. (Paris time)	Order executed by the latest on d	Publication of the net asset value	Settlement of subscription	Settlement of redemptions
---	--	---------------------------------------	-------------------------------	------------------------------

Subscriptions preceded by a redemption received from the same shareholder on the same day for the same number of units at the same NAV may be executed.

Redemption gate mechanism:

The management company may implement a gate mechanism to spread investors' redemption requests of the UCI over several net asset values if they exceed a set threshold, when exceptional circumstances so require and if the interests of investors or the public so require.

Description of the mechanism:

The management company may decide not to execute all redemptions at the same net asset value, when the objectively predetermined threshold is reached on a net asset value. To determine the level of this threshold, the management company takes into account the frequency of calculation of the net asset value of the UCI, the UCI's management strategy and the liquidity of the assets in the portfolio.

For the UCI, the cap on redemptions may be applied by the management company when the threshold of 5% of net assets is reached.

The gate trigger level is the ratio between:

- the difference recorded, on the same centralisation date, between the number of units of the UCI for which redemption is requested or the total amount of these redemptions, and the number of units of the UCI for which subscription is requested or the total amount of these subscriptions; and
- the net assets of the Fund or the total number of units of the UCI.

Where redemption requests exceed the gate trigger threshold, the UCI may, however, decide to honour redemption requests in excess of the threshold, and thus partially or fully execute any orders that might be blocked.

For example, if total redemption requests of units represent 10% of net assets of the UCI while the trigger threshold is set at 5% of net assets, the UCI may decide to honour redemption requests up to 8% of net assets (and thus execute 80% of redemption requests).

The maximum duration for the application of the redemption gate mechanism is set at 20 net asset values over 3 months. The maximum duration of the redemption gate may not exceed 1 month.

Procedures for informing unitholders:

In the event the redemption gate is activated, investors of the UCI will be informed by any means from the website www.lazardfreresgestion.fr.

Investors of the UCI whose redemption orders have not been executed will be informed specifically as soon as possible.

Processing of unexecuted orders:

During the period of application of the redemption gate, redemption orders will be executed in the same proportions for holders of the UCI who have requested a redemption at the same net asset value. Redemption orders so deferred will not have priority over subsequent redemption requests. Redemption orders that are not executed and automatically deferred may not be revoked by the holders of the UCI.

Exemption from the gate mechanism:

Subscriptions and redemptions for the same number of units, on the basis of the same net asset value and for the same investor or beneficial owner (so-called round-trip transactions) are not subject to gates. This exclusion also applies when switching from one category of units to another category of units, at the same net asset value, for the same amount and for the same investor or beneficial owner.

16. Fees and expenses

Subscription and redemption fees are respectively added to the subscription price paid by the investor or deducted from the redemption price paid. The fees earned by the UCI are used to cover the charges that it incurs in investing or divesting the assets under management. The remaining fees are paid to the management company, the distributor, etc.

Charges payable by the investor during subscription and redemption	Basis	Unit	Rate (maximum incl. taxes)
Subscription fees not retained by the UCI	NAV x number of units	RVC EUR, RVD EUR, PC EUR, PD EUR, PVC EUR, PVD EUR, PC H-USD, PC H-CHF, TC EUR, RC EUR, PD H-USD, RD H-USD	4.0%
Subscription fees retained by the UCI	NAV x number of units	RVC EUR, RVD EUR, PC EUR, PD EUR, PVC EUR, PVD EUR, PC H-USD, PC H-CHF, TC EUR, RC EUR, PD H-USD, RD H-USD	0.0%
Redemption fees not retained by the UCI	NAV x number of units	RVC EUR, RVD EUR, PC EUR, PD EUR, PVC EUR, PVD EUR, PC H-USD, PC H-CHF, TC EUR, RC EUR, PD H-USD, RD H-USD	0.0%
Redemption fees retained by the UCI	NAV x number of units	RVC EUR, RVD EUR, PC EUR, PD EUR, PVC EUR, PVD EUR, PC H-USD, PC H-CHF, TC EUR, RC EUR, PD H-USD, RD H-USD	0.0%

Expenses charged to the UCI	Basis	Unit	Rate (maximum incl. taxes)
Financial management fees	Net assets less UCIs managed by Lazard Frères Gestion	RVC EUR	0.965%
		RVD EUR	0.965%
		PC EUR	0.665%
		PD EUR	0.665%
		PVC EUR	0.265%
		PVD EUR	0.265%
		PC H-USD	0.715%
		PC H-CHF	0.715%
		TC EUR	0.665%
		RC EUR	1.365%
		PD H-USD	0.715%
		RD H-USD	1.415%
Operating costs and other services	Net assets	Applied to all the units	0.10%
Indirect charges	N.A	Applied to all the units	None

Performance fees	Net assets	RVC EUR, RVD EUR, PVC EUR, PVD EUR	30% of the Fund's outperformance relative to benchmark index. This fee
------------------	------------	------------------------------------	--

	will be capped at 2% on end-of-year assets.
PC EUR, PD EUR, PC H-USD, PC H-CHF, TC EUR, RC EUR, PD H-USD, RD H-USD	None

Only the contributions payable for the management of the UCI pursuant to Article L. 621-5-3 II 4° d) of the French Monetary and Financial Code (Code monétaire et financier) and any exceptional legal costs related to debt recovery are outside the scope of the three blocks of charges referred to above.

Operating costs and other services include:

- Registration and referencing fees and costs;
- Customer and distributor information fees and costs (including fees for producing and disseminating regulatory documentation and reporting, fees for sending regulatory information to distributors, etc.);
- Data fees and costs;
- External auditor fees;
- Depositary and account-keeper fees;
- Fees for delegation of administrative and accounting management;
- Audit fees, tax costs (including attorney and external appraiser fees, recovery of sums withheld at the source on the fund's behalf, local tax agent fees, etc.) and legal fees and costs specific to the fund;
- Fees and costs for complying with regulatory obligations and regulatory reporting (including reporting fees, dues paid to mandatory professional associations, fees for monitoring crossing of thresholds, fees for implementing general meeting voting policies, etc.);
- Operating fees and costs;
- Know-your-customer fees and costs.

All or part of these fees and costs may or may not apply, depending on the fund's characteristics and/or the unit or share class in question.

These operating and other service fees are charged on the basis of a 0.10% flat fee.

This flat rate may be charged even if actual operating and other service fees are lower than this flat rate and, conversely, if actual operating and other service fees are higher than this flat rate. The excess amount of this rate would be paid by the portfolio management company.

With the exception of brokerage fees, accounting management costs and custodians fees, all of the charges referred to above are levied as part of the joint venture arrangement between Lazard Frères Banque and Lazard Frères Gestion SAS which since 1995 has enabled them to pool their financial control, administration, and portfolio execution resources.

All revenue resulting from efficient portfolio management techniques, net of direct and indirect operating costs, is allocated to the UCI. All costs and expenses related to these management techniques are assumed by the UCI.

For further information, investors may refer to the management report.

Details of the calculation of the performance fee:

The performance fee corresponds to a variable charge and is contingent on the UCI outperforming its benchmark over the observation period.

If a provision is recognised at the end of the observation period, it is crystallised, i.e. it is definitively acquired and becomes payable to the Manager.

Calculation method

The calculation of the amount of the performance fee is based on a comparison between the performance of each unit of the UCI and that of a notional UCI achieving the performance of its benchmark index and recording the same subscription and redemption pattern as the actual Fund. The outperformance generated by the UCI's unit on a given date is defined as the positive difference between the assets of the Fund's unit and the assets of the notional UCI on the same date. If this difference is negative, this amount constitutes an underperformance that will have to be made up in the following years before a new provision can be made for the performance fee. Negative performance recovery and reference periodAs stated in the ESMA guidelines on performance fees, the reference period is "the time horizon over which the performance is measured and compared with that of the reference indicator, at the end of which the mechanism for the compensation for past underperformance (or negative performance) can be reset." This period is set at 5 years. This means that after 5 consecutive years without crystallisation, uncompensated underperformances prior to five years will no longer be taken into account in the calculation of the performance fee.

Observation period

The first observation period will start with a period of twelve months starting on 01/04/2022. At the end of each financial year, one of the following two cases may occur:

- The unit of the UCI underperformed over the observation period. In this case, no fee is charged and the observation period is extended by one year, up to a maximum of 5 years (reference period).
- The unit of the UCI outperformed over the observation period. In this case, the management company receives the provisioned fees (crystallisation), the calculation is reset, and a new twelve-month observation period begins.

Provisioning

Each time the net asset value (NAV) is established, the performance fee is subject to a provision (of 30% of the outperformance) when the performance of the UCI's unit is higher than that of the notional UCI over the observation period, or to a reversal of the provision limited to the existing allocation in case of underperformance. In case of redemptions during the period, the proportion of the provision corresponding to the number of units redeemed is definitively acquired and charged by the management company.

This performance fee will be capped at 2% of the net assets of the "assets of the UCI's the unit".

Crystallisation

The crystallisation period, i.e. the frequency at which the provisioned performance fee, if any, must be paid to the management company, is twelve months. The first crystallisation period will end on the last day of the financial year ending on 31/03/2023.

The performance fee is deducted even in the event of a negative performance of the UCI.

ILLUSTRATION: GENERAL CASE WITHOUT CHARGE WHEN PERFORMANCE IS NEGATIVE

	Year 1	Year 2	Year 3	Year 4	Year 5
Performance of the units of the UCI	10%	-4%	-7%	6%	3%
Performance of reference indicator	5%	-5%	-3%	4%	0%
Outperformance/ Underperformance	5%	1%	-4%	2%	3%
Cumulative performance of the UCI over the observation period	10%	-4%	-7%	-1%	2%
Cumulative performance of the reference indicator over the observation period	5%	-5%	-3%	1%	1%

Cumulative outperformance/ underperformance over the observation period	5%	1%	-4%	-2%	1%
Commission charged?	Yes	Yes	No, because the UCI underperformed the reference indicator	No, because the UCI has underperformed over the entire current observation period, which began in year 3	Yes
Start of new observation period?	Yes, a new observa- tion period begins in year 2	Yes, a new observa- tion period begins in year 3	No, the observation period is extended to include years 3 and 4*	No, the observation period is extended to include years 3, 4 and 5	Yes, a new observa- tion period begins in year 6

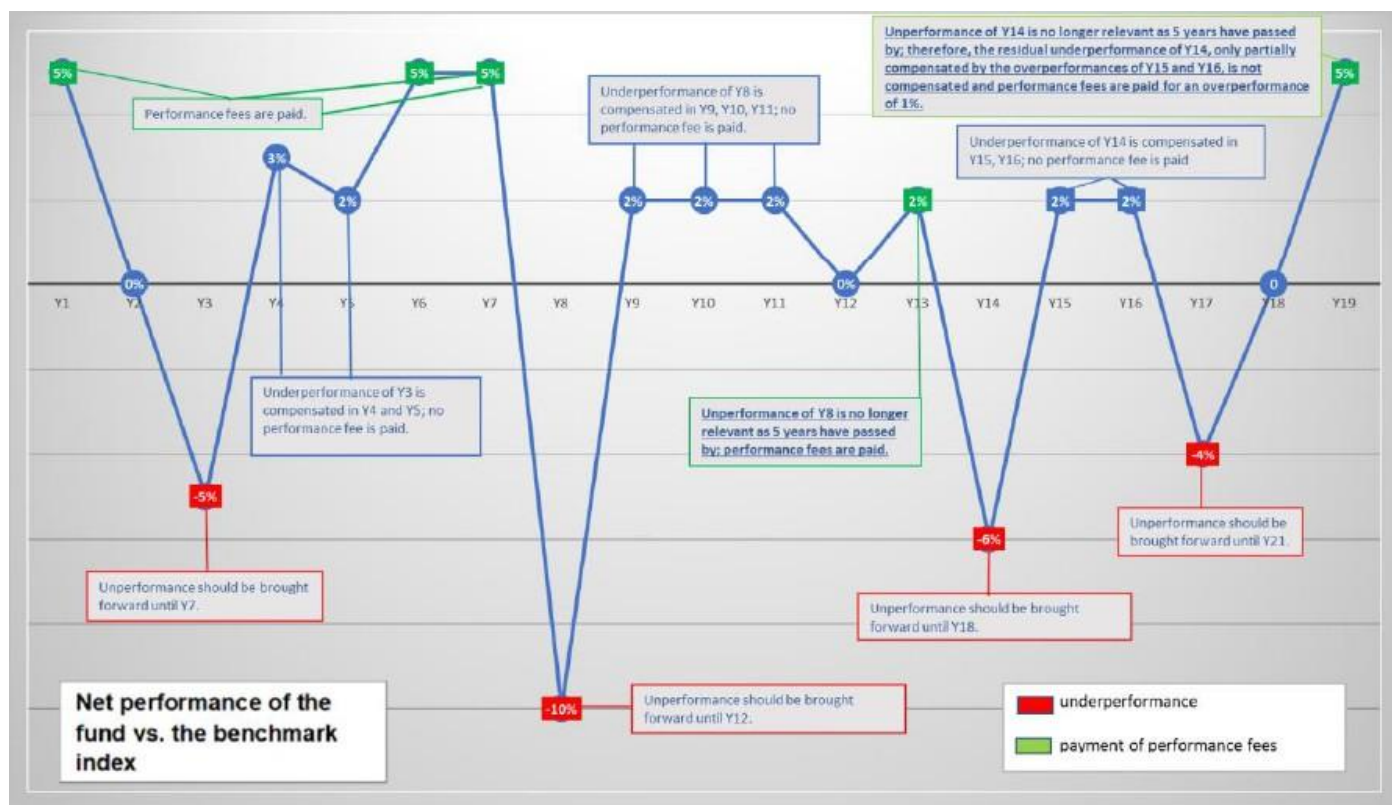
Note: To make the example easier to understand, we have indicated here the performance of the UCI and the reference indicator in percentages. In practice, the outperformance/underperformance will be measured in amount, by the difference between the net assets of the UCI and those of a notional fund as described in the methodology above. The performance fee may be capped in accordance with the provisions of the prospectus. * From this year on, the UCI must offset, over the next five years, this underperformance, as well as the underperformances that already had to be made up before further charges are made.

ILLUSTRATION: TREATMENT OF PERFORMANCES NOT OFFSET BEYOND FIVE YEARS - EXAMPLE:

Year (Closing data)	Yield of the asset valued in quantity	Yield of the benchmark asset in quantity	Net yield (Comparison between the Subfund's valued assets and the Benchmark value, as described below)	Underperfor- mance to be offset the following year	Performance fees?	Comments
Year 1	10	5	Outperformance: +5 Calculation : 10 - 5	-	Yes	(5 X 20%)
Year 2	5	5	Yield net: 0 Calculation : 5 - 5	-	No	
Year 3	3	8	Underperformance: -5 Calculation : 3 - 8	-5	No	The underperform- ance must be moved forward until year 7.
Year 4	4	1	Outperformance: +3 Calculation : 4 - 1	-2 (-5 + 3)	No	
Year 5	2	0	Outperformance: +2 Calculation : 2 - 0	0 (-2 + 2)	No	Underperform- ance of year 3 offset

Year 6	-1	-6	Outperformance: +5 Calculation: $-1 - (-6)$	-	Yes	(5 X 20%)
Year 7	4	-1	Outperformance: +5 Calculation: $4 - (-1)$	-	Yes	(5 X 20%)
Year 8	-10	0	Underperformance: -10 Calculation: $-10 - 0$	-10	No	The underperformance must be moved forward until year 12.
Year 9	-1	-3	Outperformance: +2 Calculation: $-1 - (-3)$	-8 ($-10 + 2$)	No	
Year 10	-5	-7	Outperformance: +2 Calculation: $-5 - (-7)$	-6 ($-8 + 2$)	No	
Year 11	0	-2	Outperformance: +2 Calculation: $0 - (-2)$	-4 ($-6 + 2$)	No	
Year 12	1	1	Yield net: +0 Calculation: $1 - 1$	-4	No	The underperformance of year 12 that must be moved forward to the following year (year 13) is 0 (and not -4), given that the residual underperformance from year 8, which has not yet been offset (-4), is no longer relevant, as a five-year period has past (the underperformance of year 8 is offset until year 12).
Year 13	4	2	Outperformance: +2 Calculation: $4 - 2$	-	Yes	(2 X 20%)

Year 14	1	7	Underperformance: -6	-6	No	The underperform
			Calculation: 1 - 7			ance must be moved forward until year 18.
Year 15	6	4	Outperformance: +2 Calculation: 6 - 4	-4 (-6 + 2)	No	
Year 16	5	3	Outperformance: +2 Calculation: 5 - 3	-2 (-4 + 2)	No	
Year 17	1	5	Underperformance: -4 Calculation: 1 - 5	-6 (-2 + -4)	No	The underperform ance must be moved forward until year 21.
Year 18	3	3	Yield net: 0 Calculation: 3 - 3	-4	No	The underperform ance of year 18 that must be advanced to the following year (year 19) is 4 (and not -6), given the residual underperform ance from year 14, which has not yet been offset (-2), is no longer relevant, as a five-year period has passed (the underperform ance of year 14 is offset until year 18).
Year 19	7	2	Outperformance: +5 Calculation: 7 - 2	1 (-4 + 5)	Yes	Underperform ance of year 18 offset (1 X 20%)



The above example is provided purely for illustration and in no way constitutes a projection of the Fund's future performance.

17. Outline of the counterparty selection procedure

The intermediaries used in fixed-income management are selected using a range of evaluation criteria:

- Quality of order execution and negotiated prices;
- Quality of operational service in processing orders;
- Coverage of information when monitoring markets
- Quality of macroeconomic and financial research.

The fixed-income managers report at least twice a year to the management company's Broker Committee, with an assessment of the services provided by the various brokers and a breakdown of transaction volumes. The Broker Committee approves any updates to the list of authorised brokers.

IV - SALES AND MARKETING INFORMATION

LAZARD FRERES GESTION SAS

Publication of information about the UCI

25, rue de Courcelles 75008 Paris France

Customer service - Monday to Friday - 9 to 18 Tel +33 (0)1 44 13 01 79

Information regarding environmental, social and corporate governance (ESG) issues is available on the management company's website (www.lazardfreresgestion.fr) and will be included in the fund's annual report.

The management company may send, directly or indirectly, information on the composition of the UCI's assets to the UCI's shareholders for purposes related solely to shareholders' regulatory obligations. This information will be sent,

where applicable, within a period not less than 48 hours after publication of the NAV.

Information in the event of a change in the operation of the UCI:

The shareholders shall be informed of any changes in the operation of the UCI in the press or by any other means in accordance with the prevailing regulations. This information may, where relevant, be provided through Euroclear France financial intermediaries affiliated with it.

Information about the use of investment decision-making support and order execution services (SADIE) can be found on the management company's website (www.lazardfreresgestion.fr).

V - INVESTMENT RULES

The UCI's investment rules are laid down in the French Monetary and Financial Code.

VI - AGGREGATE RISK

The aggregate risk is calculated using the commitment method.

VII - ASSET VALUATION AND ACCOUNTING RULES

1. ASSET VALUATION RULES

1.1. Financial instruments and securities traded on a regulated market are valued at their market price.

- **Shares and similar securities** are valued on the basis of the last known price on their main market.

If applicable, prices are translated into euros using the exchange rate prevailing in Paris on the valuation day (as published by WM Closing).

- **Fixed-income securities**

Fixed-income securities are for the most part marked to market based on either Bloomberg prices (BGN)[®] derived from averages of contributed prices, or on those of direct contributors.

There may be a discrepancy between the carrying amounts, valued as indicated above, and the actual disposal prices that would be obtained if a portion of these portfolio assets were to be sold.

- o **Bonds and similar instruments** are valued on the basis of the average of the closing prices gathered from several contributors.

Financial instruments whose prices have not been determined on the valuation date or whose prices have been adjusted are valued at their probable trading price under the responsibility of the Management Company.

. These estimates and their supporting documentation will be provided to the statutory auditor during audits.

However, the following instruments are valued using the following specific methods:

- o **Negotiable debt securities:**

Negotiable debt securities are marked to market based on either Bloomberg prices (BVAL and/or BGN)[®] derived from averages of contributed prices, or on those of direct contributors.

There may be a discrepancy between the carrying amounts, valued as indicated above, and the actual disposal prices that would be obtained if a portion of these portfolio assets were to be sold.

The valuation of money market instruments complies with the provisions of Regulation (EU) 2017/1131 of 14 June 2017. Consequently, the UCI does not use the amortised cost method.

- **UCIs:** Units or shares of UCIs are valued at the last known net asset value. Units or shares of UCIs for which net asset values are published monthly may be valued on the basis of interim net asset values calculated from estimated prices.

- **Temporary purchases and sales of securities** - Securities purchased under repurchase agreements are valued at their contract price using an actuarial method with a benchmark rate (€STR, one- or two-week interbank rates, one- to 12-month Euribor) corresponding to the term of the contract.

- Securities sold under repurchase agreements continue to be valued at their market price. Liabilities on securities sold under repurchase agreements are calculated using the same method as that used for securities purchased under repurchase agreements.

- **Futures and options**

- Futures and options are valued on the basis of intraday trading prices the timing of which is based on that of the valuation of the underlying assets.

- Positions taken on the futures or options markets and over the counter are valued at their market price or at the value of the equivalent underlying asset.

1.2. Financial instruments and securities not traded on a regulated market

Products traded on a non-regulated market are valued on a marked-to-market basis via conventional valuation models.

1.3. Valuation methods for off-balance sheet commitments

- Off-balance sheet transactions are valued at the commitment value.

- The commitment value for futures contracts is equal to the price (in the UCI's currency) multiplied by the number of contracts multiplied by the face value.

- The commitment value for options is equal to the price of the underlying security (in the UCI's currency) multiplied by the number of contracts multiplied by the delta multiplied by the face value of the underlying security.

- The commitment value for swaps is equal to the face value of the contract (in the UCI's currency).

2. ACCOUNTING POLICIES

The UCI complies with the accounting rules prescribed by current regulations, in particular the accounting standards applicable to UCIs. The financial statements are presented in accordance with the regulatory provisions governing the preparation and publication of financial statements of undertakings for collective investment.

- **Income from fixed-income securities**

- Income from fixed-income securities is recorded on the basis of accrued interest.

- **Management fees**

- Management fees are calculated on each valuation day.

- The annual management fee rate is applied to gross assets (equal to net assets before deduction of the day's management fees):

Gross assets less UCIs managed by Lazard Frères Gestion
x operating and management fees rate
x no. of days between the calculated NAV and the previous NAV
365 (or 366 in a leap year)

- These amounts are then recorded in the SICAV's income statement.

- The SICAV pays the operating fees, which include:
 - . financial management;
 - . administration and accounting;
 - . custody services;
 - . other operating fees;
 - . statutory auditors' fees;
 - . legal notices (Balo, Petites Affiches, etc.) if applicable.

These fees do not include transaction charges.

- **Transaction charges**

Transactions are recorded excluding charges.

- **Retrocessions received on management fees or entry charges**

The method used to calculate retrocession amounts is set out in the sales and marketing agreements.

- If the amount is significant, a provision is recognised in account 61719.
- The final amount is recognised upon settlement of invoices after reversal of any provisions.

Method related to swing pricing adjustments to net asset value (NAV) with a trigger level:

In order to protect the Fund's long-term unitholders, a swing factor will be applied to subscriptions and redemptions that have a significant impact on the Fund's outstandings, which may generate costs for unitholders entering and leaving the Fund that would otherwise have been allocated across all unitholders in the Fund. Therefore, if, on a particular NAV calculation date, the total net subscription/redemption orders of investors across all categories of Fund units exceeds a threshold predetermined by the management company on the basis of objective criteria and expressed as a percentage of the net assets in the Fund, the NAV must be adjusted upwards or downwards to take account of the readjustment costs attributable to the net subscription/redemption orders. The NAV of each unit category shall be calculated separately, but any adjustment shall have an identical impact, expressed as a percentage, on all of the NAV calculations of each unit category in the Fund.

The cost parameters and trigger level shall be determined by the management company and shall be reviewed periodically, and at least every six months. These costs shall be estimated by the management company based on transaction fees, bid/offer spreads and tax charges applicable to the Fund.

Insofar as this adjustment mechanism is linked to the net balance of subscriptions/redemptions within the Fund, it is not possible to accurately predict a given time in the future at which it will be applied. Consequently, neither is it possible to predict the precise frequency at which the management company will have to make such adjustments, which shall not exceed 2% of the NAV. Investors should be aware that the volatility of the Fund's NAV may not reflect solely that of the securities in the portfolio arising from the application of swing pricing.

VIII - REMUNERATION

Lazard Frères Gestion has implemented a remuneration policy that complies with the requirements of the AIFM and UCITS V directives and the ESMA guidelines.

This remuneration policy is consistent and promotes sound and effective risk management and does not encourage risk-taking that would be incompatible with the risk profiles of the UCIs it manages. This policy is also in line with the interests of the UCIs and their investors.

The Management Company has put in place appropriate measures to prevent any conflict of interest.

The Management Company's employees receive remuneration comprising a fixed component and a variable component that is subject to an annual review based on individual and collective performance.

The principles of the remuneration policy are revised on a regular basis and adapted in line with regulatory developments. The remuneration policy may be consulted on the Lazard Frères Gestion website at www.lazardfreresgestion.fr.

FUND REGULATIONS

LAZARD CREDIT FI SRI

Title I - Assets and Units

ARTICLE 1 - CO-OWNERSHIP UNITS

Co-ownership rights are expressed in units, where each unit corresponds to any single fraction of the Fund's assets. Each unitholder has an ownership right in the assets of the Fund in proportion to the number of units owned.

The Fund's term is 99 years from 07/03/2008, except in the event that the Fund is dissolved before the end of the term or extended pursuant to these regulations.

Unit classes:

The features of the different unit classes and their eligibility requirements are set out in the Fund's prospectus.

The different unit classes may:

- apply different dividend policies (distribution or accumulation);
- be denominated in different currencies;
- be subject to different management fees;
- be subject to different subscription and redemption fees;
- have a different par value;
- be systematically hedged, in full or in part, against risk as set out in the prospectus. This hedging is achieved through financial instruments that reduce to a minimum the impact of hedging transactions on the UCITS' other unit classes;
- be reserved to one or more distribution networks.

Possibility of combining or splitting units.

The units may be sub-divided, upon the decision of the management company, into hundredths or thousandths of units, referred to as fractional units.

The provisions hereof governing the issue and redemption of units shall apply to fractional units, the value of which shall always be proportional to the value of the unit they represent. Unless otherwise stipulated, all other provisions hereof relating to units shall automatically apply to fractional units. At the sole discretion of the management company, the units may be split by creating new units to be allocated to unitholders in exchange for existing units.

ARTICLE 2 - MINIMUM AMOUNT OF ASSETS

Units may not be redeemed if the assets are less than 300,000 (three hundred thousand) euros. When the assets remain under this level for thirty days, the management company shall take all necessary measures to dissolve the UCITS concerned or to undertake one of the operations mentioned in Article 411-16 of the General Regulation of the French financial markets regulator (Autorité des Marchés Financiers – AMF) (UCITS transfer).

ARTICLE 3 - ISSUE AND REDEMPTION OF UNITS

Units may be issued at any time upon request of unitholders on the basis of the net asset value plus subscription fees, if any.

Redemptions and subscriptions shall be made under the conditions and in accordance with the procedures set out in the prospectus.

The UCI's shares may be listed for trading, in accordance with applicable regulations.

Subscriptions must be fully paid-up as of the date of the calculation of the net asset value. They may be undertaken in cash and/or by contribution of financial instruments. The management company is entitled to refuse the instruments proposed and, to that end, has seven days in which to give its decision. In the event that the instruments are accepted, they are valued according to the rules set out in Article 4, and subscription is undertaken using the first net asset value following acceptance of the instruments in question.

Redemptions may be made in cash and/or in kind. If the redemption in kind corresponds to a representative share of the assets in the portfolio, only the outgoing unitholder's written and signed agreement must be obtained by the UCI or management company. If the redemption in kind does not correspond to a representative share of the assets in the portfolio, all of the unitholders must provide their written signed agreement authorising the outgoing unitholder to obtain redemption of their units against certain specific assets, as explicitly defined in the agreement.

In general, the assets redeemed are valued according to the rules set out in Article 4, and the redemption in kind is undertaken using the first net asset value following acceptance of the instruments in question.

Redemptions are paid by the account keeper within at most five days of the unit's valuation day.

Under exceptional circumstances, however, where reimbursement requires the prior disposal of assets held in the UCI, this period may be extended up to a maximum of 30 days.

With the exception of inherited or gifted units, the sale or transfer of units between unitholders or between unitholders and third parties is deemed to be a redemption followed by a subscription. If the beneficiary of the sale or transfer is a third party, the beneficiary must add the amount necessary, if any, to increase the total to the minimum subscription amount indicated in the Prospectus.

Pursuant to Article L. 214-8-7 of the French Monetary and Financial Code (Code monétaire et financier), redemption by the UCI of its units, and the issue of new units, may be temporarily suspended by the management company in exceptional circumstances and if required in the interests of unitholders.

No units may be redeemed if the net assets of the UCI are less than the regulatory amount.

Gates:

The management company may implement the gate mechanism to spread the redemption requests of the investors of the UCI concerned over several net asset values when they exceed a certain level, determined objectively. The threshold above which gates can be triggered must be justified with regard to the frequency of calculation of the net asset value of the UCI, the management strategy and the liquidity of the assets in the portfolio. The cap on redemptions may be applied by the management company when the trigger threshold is reached. This threshold is indicated in the "Redemption gate mechanism" section of the prospectus. When the UCI concerned has several categories of units, the threshold for triggering the procedure is the same for all categories of units of the UCI.

This trigger threshold is the ratio of:

- the difference between the total amount of redemptions and the total amount of subscriptions on a given centralisation date; and
- the net assets or the total number of units of the UCI.

The threshold applies to centralised redemptions for the whole of the assets of the UCI and not specifically according to the categories of units of the UCI.

When redemption requests exceed the gate trigger threshold, the management company may, however, decide to honour redemption requests above the specified ceiling, and thus partially or totally execute any orders that might be blocked.

During the period of application of the redemption gate, redemption orders will be executed in the same proportions for investors of the UCI who have requested a redemption at the same net asset value. The non-executed portion of the redemption order so deferred shall not have priority over subsequent redemption requests. Fractions of redemption orders that are not executed and automatically deferred may not be revoked by investors of the UCI.

The maximum duration for the application of the redemption gate mechanism is set at 20 net asset values over 3 months. The maximum duration of the redemption gate may not exceed 1 month.

Subscription and redemption transactions for the same number of units, based on the same net asset value and for the same investor or beneficial owner (so-called round-trip transactions) are not subject to the gate mechanism. This exclusion also applies when switching from one category of units to another category of units, at the same net asset value, for the same amount and for the same investor or beneficial owner.

The UCI may cease to issue units on a temporary or permanent basis, in part or in full, pursuant to the provisions set out in the third paragraph of Article L. 214-8-7 of the French Monetary and Financial Code, in objective situations that warrant the closure of subscription such as cases where the maximum number of issued units has been reached, the maximum amount of assets has been reached, or the subscription period has expired. If such partial or full closure is activated, the existing unitholders must be informed by all available means, including details of the threshold and objective situation that triggered the decision. In the case of partial closure, the existing unitholders must also be informed in detail of the methods by which they can continue to subscribe during this partial closure period. The unitholders must also be informed by all available means if the UCI or management company decide to discontinue the full or partial subscription closure period (when the activation threshold is no longer exceeded) or continue the closure period (change in the threshold or the objective situation that warranted implementation of the measure). Any change in the specified objective situation or in the activation threshold must always be in the interest of the unitholders. Information by any means shall specify the exact reasons for such changes.

ARTICLE 4 - CALCULATION OF THE NET ASSET VALUE

The net asset value of units is calculated according to the valuation rules set out in the prospectus.

Contributions in kind may consist only of securities, stocks or contracts that are eligible to form the assets of UCIs; they are valued according to the valuation rules used to calculate the NAV.

Title II - Fund Operation

ARTICLE 5 - MANAGEMENT COMPANY

The management company is responsible for managing the Fund in accordance with the orientation stated for the Fund.

The management company shall take all necessary decisions to change the Fund's investment strategy or policy, in the interests of investors. Such changes may be subject to the approval of the AMF.

In all circumstances, the management company shall act in the sole interest of the unitholders and is solely authorised to exercise the voting rights attached to the securities held by the Fund.

ARTICLE 5A - OPERATING RULES

The instruments and deposits eligible for inclusion in the Fund as well as the investment rules are shown in the prospectus.

ARTICLE 5B - ADMISSION TO TRADING IN A REGULATED MARKET AND/OR A MULTILATERAL TRADING SYSTEM

The units may be admitted to trading on a regulated market and/or a multilateral trading facility, in accordance with applicable regulations. If the Fund whose units are admitted for trading on a regulated market has an investment objective based on an index, it must have set up a system to ensure that the price of its units does not deviate significantly from its net asset value.

ARTICLE 6 - CUSTODIAN

The custodian performs the tasks for which it is responsible under the legal and regulatory provisions in force as well as those entrusted to it contractually by the management company.

In particular, the custodian must ensure that the decisions of the management company are lawful. It shall take any protective

measures it considers appropriate. In the event of a dispute with the management company, it shall inform the AMF.

ARTICLE 7 - STATUTORY AUDITOR

A statutory auditor is appointed by the management company's governance body for a term of six financial years, following AMF approval.

The statutory auditor shall certify that the financial statements give a true and fair view of the company.

The statutory auditor's term may be renewed.

The statutory auditor has a duty to report promptly to the AMF any fact or decision concerning the Fund of which he has become aware in the course of his duties and which is liable to:

- 1° Constitute a breach of the laws or regulations that apply to that fund and that is likely to have significant effects on its financial situation, profits or assets;
- 2° Affect the conditions or the continuity of its operations;
- 3° Lead to the expression of reservations or the refusal to certify the accounts.

The statutory auditor shall oversee the valuation of assets and the calculation of exchange ratios used in the event of a conversion, merger or split.

The statutory auditor shall assess any contribution or redemption in kind under his own responsibility.

He shall verify the accuracy of the composition of assets and other information prior to publication.

The statutory auditor's fees shall be set by mutual agreement between the statutory auditor and the management company's board of directors or executive board on the basis of a work schedule setting out the procedures deemed necessary.

The statutory auditor shall certify the positions used as the basis for the distribution of interim dividends. His fees are included in the management fees.

ARTICLE 8 - FINANCIAL STATEMENTS AND MANAGEMENT REPORT

At the close of each financial year, the management company shall prepare the financial statements and a report on the management of the Fund during the year just ended.

The management company shall draw up an inventory of the UCI's assets at least every six months and under the control of the Custodian.

The management company shall make these documents available to unitholders within four months of the end of the financial year and shall inform them of the amount of income to which they are entitled.

These documents shall be either sent by post, at the request of unitholders, or made available to them at the management company's premises.

Title III - Distribution of distributable income

ARTICLE 9 - DISTRIBUTION OF DISTRIBUTABLE INCOME

Distributable income consists of:

- 1) net income plus retained earnings, plus or minus the balance of the revenue adjustment account.

Net income for the financial year is equal to the amount of interest, arrears, dividends, bonuses and prizes, remuneration and all income generated by the securities that make up the Fund's portfolio, plus income generated by temporary cash holdings, minus management fees and borrowing costs.

- 2) realised capital gains, net of charges, minus realised capital losses, net of charges, recognised for the financial year, plus any net

capital gains of the same kind recognised over previous years that have not been distributed or accumulated, plus or minus the balance of the capital gains adjustment account.

The amounts referred to in 1) and 2) may be accumulated and/or distributed and/or retained independently of each other, in whole or in part.

Details of the relevant process are provided in the prospectus under the section entitled "Allocation of distributable income".

Title IV - Merger - Split - Winding-up - Liquidation

ARTICLE 10 - MERGER - SPLIT

The management company may either contribute the assets of the Fund, in whole or in part, to another UCITS managed by it, or split the Fund into two or more open-end funds.

These merger or split transactions may only be undertaken after the unitholders have been informed. They shall give rise to a new certificate specifying the number of units held by each unitholder.

ARTICLE 11 - WINDING-UP - EXTENSION

If the assets of the Fund remain less than the amount set forth in Article 2 above for 30 days, the management company shall inform the AMF thereof and either merge the Fund with another open-end investment fund (FCP) or dissolve the Fund.

The management company may dissolve the Fund prior to its termination date; in this case, it shall inform unitholders of its decision and from then on subscriptions and redemptions shall no longer be accepted.

The management company shall also dissolve the Fund if it receives redemption applications for all units, if the custodian ceases to discharge its responsibilities and no other custodian is designated or if at the end of the Fund's duration, its termination date has not been extended.

The management company shall inform the AMF by letter of the chosen date and dissolution procedure. It shall then send the statutory auditors' report to the AMF. A Fund's extension may be decided by the management company with the custodian's agreement. Its decision must be taken at least three months before the Fund's planned duration and communicated to the unitholders and the AMF.

ARTICLE 12 - LIQUIDATION

In the event that the Fund is dissolved, the management company shall be responsible for liquidation transactions; otherwise, the liquidator shall be appointed by the court at the request of any interested party.

In this regard, they shall be granted the widest possible powers to sell assets, pay creditors, if any, and divide the remaining balance among unitholders in cash or in securities. The statutory auditor and custodian shall continue to perform their duties until the end of the liquidation transactions.

Title V - Settlement of disputes

ARTICLE 13 - JURISDICTION - ADDRESS FOR SERVICE

All disputes relative to the Fund that may arise during its lifetime or at the time of liquidation, be they disputes between unitholders, or between unitholders and the management company or the custodian shall be submitted to the courts of competent jurisdiction.

Document last updated: 01/10/2025

1) Representative in Switzerland

The representative is Acolin Fund Services AG, Maintower, Thurgauerstrasse 36/38, 8050 Zurich.

2) Paying agent in Switzerland

The paying agent is Banque Cantonale de Genève, 17, quai de l'Ile, CH-1204 Geneva.

3) Location where the relevant documents may be obtained

The prospectus, the key information documents or the key investor information documents, the fund regulation, as well as the annual and semi-annual reports may be obtained free of charge from the representative.

4) Publications

Publications concerning the fund are made in Switzerland on the electronic platform www.fundinfo.com.

Each time units are issued or redeemed, the issue and the redemption prices or the net asset value together with a reference stating "excluding commissions" must be published for all unit classes on the electronic platform www.fundinfo.com. Prices are published daily.

5) Payment of retrocessions and rebates

The fund management company and its agents may pay retrocessions to compensate the distribution activity of fund units in Switzerland. This remuneration may be deemed payment for the following services in particular:

- Any offer and/or advertisement for the fund, including any commercial activity, such as the organisation of road shows, participation in fairs and presentations, preparation of marketing material, training of staff, etc. shows, participation in fairs and presentations, preparation of marketing material, training of distributors, etc. distributors, etc.

Retrocessions are not considered rebates even if they are ultimately passed on to investors in whole or in part.

The disclosure of the receipt of retrocessions is governed by the relevant provisions of the FinSA.

The fund management company and its agents may pay rebates directly to investors upon request in distribution in Switzerland.

Rebates serve to reduce the fees or costs attributable to the investors concerned. Discounts are permissible provided that they

- are paid from fees of the fund management company and thus do not place an additional burden on the fund assets;
- are granted on the basis of objective criteria;
- are granted to all investors who fulfil the objective criteria and request under the same time conditions and to the same extent.

The objective criteria for the granting of rebates by the fund management company are:

- the volume subscribed by the investor or the total volume held by the investor in the collective investment scheme or, where
- applicable, in the promoter's product range;
- the amount of the fees generated by the investor;
- the investment behaviour practised by the investor (e.g. expected investment period);
- the investor's willingness to provide support in the launch phase of a collective investment scheme.

6) Place of performance and jurisdiction

For units offered in Switzerland, the place of performance is at the registered office of the representative. The place of jurisdiction shall be at the registered office of the representative or at the registered office or domicile of the investor.

Template pre-contractual disclosure for the financial products referred to in Article 8, paragraphs 1, 2 and 2a, of Regulation (EU) 2019/2088 and Article 6, first paragraph, of Regulation (EU) 2020/852

Product name: Lazard Credit Fi SRI

Legal entity identifier: 969500FR3TNUVM8YL814

Environmental and/or social characteristics

Sustainable investment means an investment in an economic activity that contributes to an environmental or social objective, provided that the investment does not significantly harm any environmental or social objective and that the investee companies follow good governance practices.

The EU Taxonomy is a classification system laid down in Regulation (EU) 2020/852, establishing a list of environmentally sustainable economic activities. That Regulation does not lay down a list of socially sustainable economic activities. Sustainable investments with an environmental objective might be aligned with the Taxonomy or not.

Does this financial product have a sustainable investment objective ?

☒ ☒ ☐ Yes

☒ ☐ ☒ No

☐ It will make a minimum of sustainable investments with an environmental objective: %

☒ It promotes Environmental/Social (E/S) characteristics and while it does not have as its objective a sustainable investment, it will have a minimum proportion of 20% of sustainable investments

☐ in economic activities that qualify as environmentally sustainable under the EU Taxonomy

☐ with an environmental objective in economic activities that qualify as environmentally sustainable under the EU Taxonomy

☐ in economic activities that do not qualify as environmentally sustainable under the EU Taxonomy

☒ with an environmental objective in economic activities that do not qualify as environmentally sustainable under the EU Taxonomy

☒ with a social objective

☐ It will make a minimum of sustainable investments with a social objective: %

☐ It promotes E/S characteristics, but will not make any sustainable investments



What environmental and/or social characteristics are promoted by this financial product ?

In implementing its investment strategy, securities analysis and the ESG integration process described below, the portfolio promotes the following environmental characteristics:

Environmental policy:

- How well companies integrate the environmental factors that are relevant to their sector and geographic location and any other material relevant and material factors
- Environmental strategy and management system
- Climate strategy

Efforts to limit environmental impacts:

- Global warming mitigation and adaptation
- Responsible water and waste management
- Preserving biodiversity

Managing the environmental impacts of products and services:

- Ecodesign of products and services, and
- Environmental innovation,

and also the following social characteristics:

Respect for human rights:

- Preventing situations of human rights violations
- Respecting the right to personal safety and security
- Respecting privacy and data protection

Human resources management:

- Constructive social dialogue
- Training and career management conducive to human development
- Promotion of diversity
- Health, safety and well-being at work

Value chain management:

- Responsible supply chain management
- Product quality, safety and traceability

This financial product does not use a specific index to determine its alignment with the environmental and social characteristics it promotes.

In managing this portfolio, particular attention is paid to the following criteria:

	BANKS	INSURANCE
ENVIRONMENT		
Procurement of raw materials (palm oil, cocoa, etc.)	●	
Green and SRI products	●	●
Climate change	●	●
HUMAN RESOURCES		
Diversity and inclusion	●	●
HUMAN RIGHTS		
Non-discrimination	●	●
SOCIAL COMMITMENT		
Tax transparency	●	●
Financial inclusion	●	●
CORPORATE PRACTICE		
Confidentiality and data security	●	●
Client information	●	●
Responsible customer relations	●	●
Corruption and money laundering	●	●
Responsible lobbying	●	●
CORPORATE GOVERNANCE		
Boards of directors	●	●
Internal controls and risk management	●	●
Audit independence	●	●
Management remuneration	●	●
Shareholders' rights	●	●

This financial product does not use a specific index to determine its alignment with the environmental and social characteristics it promotes.

What sustainability indicators are used to measure the attainment of each of the environmental or social characteristics promoted by this financial product ?

The achievement of the environmental and social characteristics promoted by this product is measured using the sustainability indicators described below.

Sustainability indicators are used to measure how the environmental or social characteristics promoted by the financial product are achieved.

In valuing securities with our internal analysis model:

The ESG characteristics of securities held directly are assessed using a proprietary model that is based on an internal ESG analytical framework. Using the data provided by our ESG partners (ESG research firms, external service providers, etc.), company annual reports and direct discussions with company management, the analysts monitoring each security determine an internal ESG score.

This scoring process takes into account both quantitative factors (e.g. energy intensity, staff turnover rate and board independence rate) and qualitative factors (soundness of the environmental policy, employment strategy, director experience and skills, etc.).

Each E, S and G pillar is rated from 1 to 5 on the basis of at least five key indicators that are relevant for each pillar.

These internal ESG ratings are integrated in the valuation models. For equity positions, they are integrated via the Beta used to determine the weighted average cost of capital. For bond positions, they are used to select issuers and to weight them in the portfolio.

The verification of investment strategy elements with an external data provider:

Furthermore, to confirm the robustness of the internal model, the analyst-managers responsible for management compare the portfolio's average ESG rating with that of its ESG benchmark universe.

The analyst-managers also cover three additional indicators for the banking and insurance sector, using the SFJ Technologies and ISS ESG ratings on the following criteria:

- Products having an environmental impact
- Products having a social impact
- Business ethics

A quarterly SRI report is published available at https://www.lazardfreresgestion.fr/FR/Fonds_71.html

What are the objectives of the sustainable investments that the financial product partially intends to make and how does the sustainable investment contribute to such objectives ?

The sustainability of an investment, as defined in the SFDR, is determined using indicators of substantial contributions to one or more environmental or social objectives, it being understood that the investment must not cause significant harm to any of these objectives and that the company in which the investment is made observes good governance practices.

The following environmental indicators are used:

- Carbon footprint (PAI 2) • Carbon intensity (PAI 3)
- Implied temperature rise (ITR)
- Number of low-carbon patents held

The following social indicators are used: • % of women in executive management

- Number of hours of employee training
- Coverage of employee benefits
- Management's diversity policies

A contribution is substantial if it exceeds the threshold of the relevant indicator. For example, for the climate change temperature threshold, companies must not contribute to a temperature increase of more than two degrees.

The use of these criteria is independent reviewed by the Risk and Compliance Department at ESG Risk Committee meetings.

A detailed description of the method used to qualify a sustainable investment can be found on the Lazard Frères Gestion website under the heading "Sustainable investment methodology" www.lazardfreresgestion.fr/EN/ESG-ISR/Notre-approche_147.html#section05

How do the sustainable investments that the financial product partially intends to make, not cause significant harm to any environmental or social sustainable investment objective ?

The absence of significant harm is determined using all of the PAI indicators shown in Table 1 of Appendix I to the Delegated Regulation (EU) 2022/1288 of 6 April 2022. If the investment universe is insufficiently covered by certain indicators, alternative criteria may exceptionally be used (for example, an indicator of management's attentiveness to diversity as a substitute for PAI 12). These alternatives are subject to the independent review of the Risk and Compliance Department at ESG Risk Committee meetings. The alternative indicators are also presented on the Lazard Frères Gestion website under the heading "Sustainable investment methodology":

www.lazardfreresgestion.fr/EN/ESG-ISR/Notre-approche_147.html#section05.

How have the indicators for adverse impacts on sustainability factors been taken into account ?

The principal adverse impact indicators (PAI) for sustainability are used at two levels:

- firstly, they are used by our analyst-managers for internal analysis of each of the securities monitored in our internal ESG analytical frameworks.
- secondly, they are used to determine the proportion of sustainable investments.

How are the sustainable investments aligned with the OECD Guidelines for Multinational Enterprises and the UN Guiding Principles on Business and Human Rights

"Compliance with minimum guarantees on worker rights, human rights (the OECD's Guidelines for Multinational Businesses and the UN's Guiding Principles on Business and Human Rights) and the

Principal adverse impacts are the most significant negative impacts of investment decisions on sustainability factors relating to environmental, social and employee matters, respect for human rights, anti-corruption and anti-bribery matters.

eight fundamental conventions of the International Labor Organization is an essential criterion in verifying that the companies in which investments are made practice good governance.

Accordingly, we check whether the company implements due diligence on worker rights, based on the eight fundamental conventions of the International Labor Organization (PAI 10) as part of our DNSH process. We also determine a minimum external score on the Governance pillar to ensure that the companies concerned practice good governance."

The EU taxonomy has set forth the Do No Significant Harm (DNSH) principle, according to which taxonomy-aligned investments must have no significant adverse impact on one or more of the taxonomy's objectives. The taxonomy also includes criteria that are specific to the EU.

The DNSH principle applies only to the financial product's underlying investments that observe the European Union's criteria for environmentally sustainable activities. The product's other investments do not observe the EU's criteria for environmentally sustainable economic activities.

All other sustainable investments must also cause no significant harm to environmental or social objectives.



Does this financial product consider principal adverse impacts on sustainability factors ?

☒ Yes

The proprietary model for the ESG analysis of the portfolio companies uses all of the relevant sustainability principal adverse impact (PAI) indicators.

These indicators are integrated into the internal analytical frameworks used to determine the ESG rating of securities. For equity positions, this rating is integrated in the valuation model via the Beta used to determine the weighted average cost of capital. For bond positions, it is used to select issuers and to weight them in the portfolio.

.

☐ No



What investment strategy does this financial product follow ?

The investment strategy is described in the prospectus.

What are the binding elements of the investment strategy used to select the investments to attain each of the environmental or social characteristics promoted by this financial product ?

The following constraints are used in the investment strategy to achieve the environmental and social objectives this product promotes for the securities it holds directly:

- The ESG analysis coverage rate

The ESG analysis coverage rate for the product's direct investments exceeds 90%: This rate is a percentage of total assets.

- The portfolio's average ESG rating

The analyst-managers ensure that the portfolio's weighted average ESG rating is higher than the average ESG rating of the benchmark universe, using the SFJ Technologies and ISS ESG ESG rating benchmark and after eliminating 25% of the lowest-rated securities.

The portfolio's ESG benchmark universe is:

The Fund's ESG universe consists of European issuers of financial debt securities, along with the main issuers of financial debt securities from non-European member-countries of the Organization for Economic Cooperation and Development (OECD). This approach helps guarantee an ESG universe that is representative of the Fund's investment policy..

The management company also makes the following exclusions before selecting investments:

- Normative exclusions of companies involved in controversial weapons (cluster munitions, anti-personnel mines, biological and chemical weapons) and/or violations of the United Nations Global Compact.
- Sectoral exclusions (tobacco and thermal coal).
- Geographic exclusions (tax havens on the FATF list).

For more information, you may consult the "Transparency Code":

www.lazardfreresgestion.fr/EN/ESG-ISR/Notre-approche_147.html#section05

What is the committed minimum rate to reduce the scope of the investments considered prior to the application of that investment strategy ?

What is the policy to assess good governance practices of the investee companies ?

The quality of corporate governance has always been a key criterion of our investment policy. This is why the G pillar of the internal ESG analysis framework is slightly over-weighted at 40% of the overall ESG rating, compared with 30% for the E and S pillars.

In assessing the ESG performance of companies, analyst-managers take the following into account:

- the independence, competence and diversity of the board of directors or supervisory board
- the quality of management
- the quality of financial and non-financial communication
- the structure and transparency of executive remuneration.

In addition, our voting and engagement policies systematically require an assessment of governance criteria.

The investment strategy guides investment decisions based on factors such as investment objectives and risk tolerance.

Good governance practices include sound management structures, employee relations, remuneration of staff and tax compliance.



What is the asset allocation planned for this financial product ?

The portfolio promotes environmental/social (E/S) characteristics without having sustainable investment as its objective.

The minimum proportion of sustainable investments within the meaning of Article 2(17) of the SFDR is 20% of net assets.

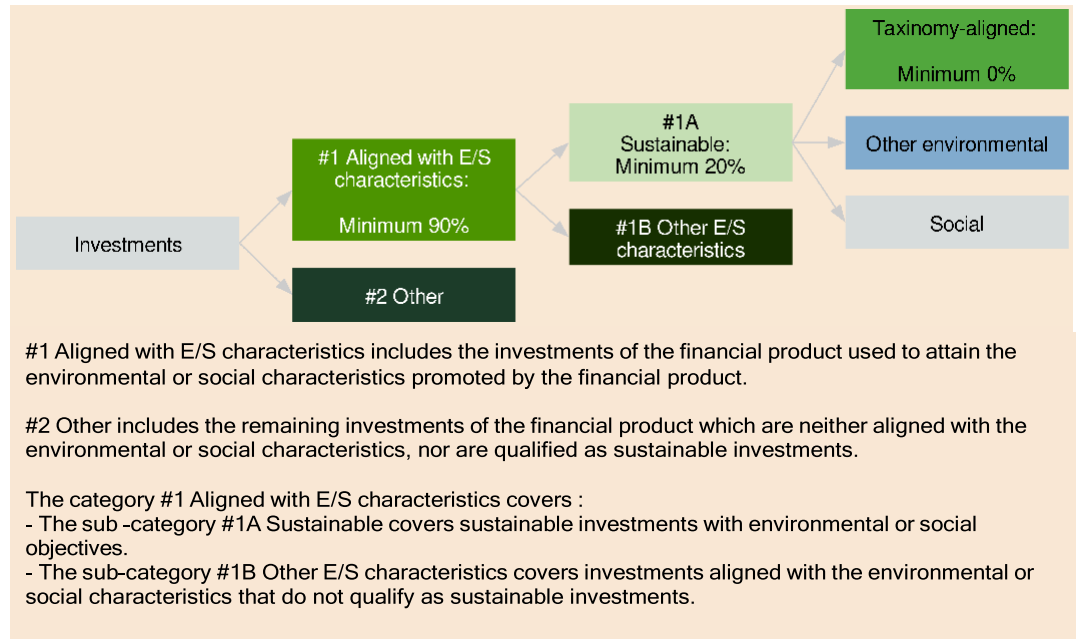
This minimum includes all investments with an environmental objective (whether or not aligned with the European Union taxonomy) or with a social objective. Some activities may contribute to more than one objective.

The fund will invest at least 90% of its assets in investments aligned with E/S characteristics.

Asset allocation describes the share of investments in specific assets.

Taxonomy-aligned activities are expressed as a share of:

- turnover reflecting the share of revenue from green activities of investee companies - capital expenditure (CapEx) showing the green investments made by investee companies, e.g. for a transition to a green economy. - operational expenditure (OpEx) reflecting green operational activities of investee companies.



How does the use of derivatives attain the environmental or social characteristics promoted by the financial product ?

The product does not use derivatives to achieve environmental or social characteristics.



To what minimum extent are sustainable investments with an environmental objective aligned with the EU Taxonomy ?

Does the financial product invest in fossil gas and/or nuclear energy related activities that comply with the EU Taxonomy ?

☐ Yes:

☐ In fossil gas

☐ In nuclear energy

Enabling activities directly enable other activities to make a substantial contribution to an environmental objective. Transitional activities are activities for which low-carbon alternatives are not yet available and among others have greenhouse gas emission levels corresponding to the best performance.

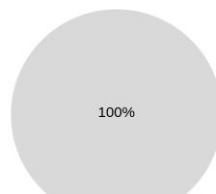
The two graphs below show in green the minimum percentage of investments that are aligned with the EU Taxonomy. As there is no appropriate methodology to determine The Taxonomy-alignment of sovereign bonds*, the first graph shows The Taxonomy alignment in relation to all investments of the financial product including sovereign bonds, while the second graph show The Taxonomy alignment only in relation to the investments of the financial product other than sovereign bonds.

1. Alignment of investments with the taxonomy including sovereign bonds*

■ Taxonomie-aligned:
Fossil gas - 0%

■ Taxonomie-aligned:
Nuclear - 0%

■ Taxonomie-aligned (no
fossil gas & nuclear) -

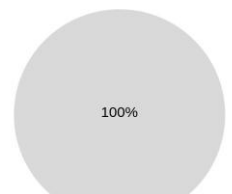


2. Alignment of investments with the taxonomy excluding sovereign bonds*


■ Taxonomie-aligned:
Fossil gas - 0%

■ Taxonomie-aligned:
Nuclear - 0%

■ Taxonomie-aligned (no
fossil gas & nuclear) -



No



What is the minimum share of investments in transitional and enabling activities ?

The minimum percentage of investment in transitional and enabling activities within the meaning of the European Union taxonomy is 0%.



What is the minimum share of sustainable investments with an environmental objective that are not aligned with the EU Taxonomy ?

This product does not define a minimum proportion of investment that is environmentally sustainable yet not aligned with the European taxonomy.



What is the minimum share of socially sustainable investments ?

This product does not define a minimum proportion of socially sustainable investment.



What investments are included under “#2 Other”, what is their purpose and are there any minimum environmental or social safeguards ?

Category “#2 Other” investments are exclusively in funds and liquid assets.

Most of the funds selected in addition to direct holdings are subject to an ESG process that is at least equivalent to that observed for direct investments.

When a fund is managed by an external asset management company, Lazard Frères Gestion looks at their ESG integration process and generally selects funds that are subject to ESG integration constraints that are at least equivalent those observed for directly held securities, or which promote environmental or social characteristics within the meaning of Article 8 of the SFDR Regulation.



Is a specific index designated as a reference benchmark to determine whether this financial product is aligned with the environmental and/or social characteristics that it promotes ?

This financial product does not use a specific index to determine its alignment with the environmental and social characteristics it promotes.

How is the reference benchmark continuously aligned with each of the environmental or social characteristics promoted by the financial product ?

How is the alignment of the investment strategy with the methodology of the index ensured on a continuous basis ?

How does the designated index differ from a relevant broad market index ?

Where can the methodology used for the calculation of the designated index be found ?

Reference benchmarks are indexes to measure whether the financial product attains the environmental or social characteristics that they promote.



Where can I find more product specific information online ?

More information about this product can be found on the website LAZARD FRERES GESTION SAS. A hard copy may be obtained free-of-charge on request. You can also find information on the product's performance over the past years and performance scenario calculations at