

Other information – Not covered by the audit opinion on the annual report

Periodic disclosure for financial products referred to in Article 8, paragraph 1, 2 and 2a, of Regulation (EU) 2019/2088 and Article 6, first paragraph, of Regulation (EU) 2020/852

Sustainable investment means an investment in an economic activity that contributes to an environmental or social objective, provided that the investment does not significantly harm any environmental or social objective and that the investee companies follow good governance practices.

The **EU Taxonomy** is a classification system laid down in Regulation (EU) 2020/852, establishing a list of **environmentally sustainable economic activities**. That Regulation does not lay down a list of socially sustainable economic activities. Sustainable investments with an environmental objective might be aligned with the Taxonomy or not.

Product name: DWS ESG Top Asien

Legal entity identifier: 549300W9BI5I0YT74137

Environmental and/or social characteristics

Did this financial product have a sustainable investment objective?

<input checked="" type="radio"/> <input checked="" type="radio"/> <input type="checkbox"/> Yes	<input checked="" type="radio"/> <input type="radio"/> <input checked="" type="checkbox"/> No
<input type="checkbox"/> it made sustainable investments with an environmental objective: ___%	<input checked="" type="checkbox"/> It promoted Environmental/Social (E/S) characteristics and while it did not have as its objective a sustainable investment, it had a proportion of 16.49% of sustainable investments.
<input type="checkbox"/> in economic activities that qualify as environmentally sustainable under the EU Taxonomy	<input type="checkbox"/> with an environmental objective in economic activities that qualify as environmentally sustainable under the EU Taxonomy
<input type="checkbox"/> in economic activities that do not qualify as environmentally sustainable under the EU Taxonomy	<input checked="" type="checkbox"/> with an environmental objective in economic activities that do not qualify as environmentally sustainable under the EU Taxonomy
<input type="checkbox"/> It made sustainable investments with a social objective: ___%	<input checked="" type="checkbox"/> with a social objective
<input type="checkbox"/> It promoted E/S characteristics, but did not make any sustainable investments	<input type="checkbox"/> It promoted E/S characteristics, but did not make any sustainable investments



Sustainability indicators measure how the environmental or social characteristics promoted by the financial product are attained.

To what extent were the environmental and/or social characteristics promoted by this financial product met?

Through this fund, the Company promoted environmental and social characteristics in that it generally considered ESG criteria, for example, by excluding investments in companies with the lowest score with respect to norm-related controversies with regard to international standards, issuers with the lowest score for ESG aspects in comparison with their peer group and/or investments in companies whose activities in controversial sectors generated more than a specific revenue threshold.

In addition, through this fund the Company promoted a minimum proportion of sustainable investments as defined in article 2 (17) of Regulation (EU) on sustainability-related disclosures in the financial services sector (SFDR).

For this fund, the Company had not designated a reference benchmark for the attainment of the promoted environmental and social characteristics.

No derivatives were used to attain the environmental or social characteristics promoted by the fund.

How did the sustainability indicators perform?

Attainment of the promoted environmental and social characteristics as well as the sustainability of the investments was assessed by applying an internal ESG assessment methodology and ESG-specific exclusion threshold values as described in more detail in the section entitled “What actions have been taken to meet the environmental and/or social characteristics during the reference period?”. With this methodology, various assessment categories were used as sustainability indicators:

- The **Assessment of norm controversies** served as an indicator for the extent to which norm-related controversies with respect to international standards arise at a company.

Performance: No investments in suboptimal assets

- The **ESG Quality Assessment** served as an indicator for comparing the environmental, social and governance aspects of an issuer with its peer group.

Performance: No investments in suboptimal assets

- The **Freedom House Status** served as an indicator for the political rights and civil liberties of a country.

Performance: No investments in suboptimal assets

- The **Exclusion Assessment for controversial sectors** served as an indicator for determining the extent of a company’s involvement in controversial sectors.

Performance: 0%

- **Exclusions as per the EU Paris-aligned Benchmarks** in accordance with article 12 (1) of the Commission Delegated Regulation (EU) 2020/1818 (“PAB exclusions”).

Performance: No investments in suboptimal assets

- The **Sustainability Investment Assessment** served as an indicator for measuring the proportion of sustainable investments as defined in article 2 (17) SFDR.

Performance: 16.49%

Please see the section entitled “What actions have been taken to meet the environmental and/or social characteristics during the reference period?” for a description of the binding elements of the investment strategy used to select the investments to attain each of the environmental or social characteristics promoted, including the exclusion criteria, and the assessment methodology for determining whether and to what extent assets met the defined environmental and/or social characteristics (including the turnover thresholds defined for the exclusions). This section contains further information on the sustainability indicators.

The values from the DWS front office system are used to calculate the sustainability indicators. This means that there may be minor deviations from the other market values that appear in the annual report, which are derived from the fund accounting system.

...and compared to previous periods?

Attainment of the promoted environmental and social characteristics at portfolio level was measured in the previous years on the basis of the following sustainability indicators:

DWS ESG Top Asien

Indicators Performance	30/09/2024	29/09/2023	
Sustainability indicators			
Climate and Transition Risk Assessment	No investments in suboptimal assets	No investments in suboptimal assets	
ESG Quality Assessment	No investments in suboptimal assets	No investments in suboptimal assets	
Norm Assessment	No investments in suboptimal assets	No investments in suboptimal assets	
Sovereign Freedom Assessment	No investments in suboptimal assets	No investments in suboptimal assets	
Sustainable investments	13.14	10.50	% of assets
UN Global Compact	No investments in suboptimal assets	No investments in suboptimal assets	
Involvement in controversial sectors			
Exposure to controversial sectors	0.00	0.00	% of assets
Involvement in controversial weapons			
Involvement in controversial weapons	0.00	0.00	% of assets

The disclosure of the sustainability indicators has been revised compared with previous reports. The assessment methodology is unchanged. Additional information on the currently valid sustainability indicators is provided in the section entitled "What actions have been taken to meet the environmental and/or social characteristics during the reference period?". Information about taking into account the principal adverse impacts on sustainability factors is provided in the section entitled "How did this financial product consider principal adverse impacts on sustainability factors?"

What were the objectives of the sustainable investments that the financial product partially made and how did the sustainable investment contribute to such objectives?

The sustainable investments contributed to at least one of the United Nations Sustainable Development Goals (UN SDGs) that have environmental and/or social objectives, such as Good health and well-being or Climate action, and/or to at least one other environmental objective, such as climate change adaptation or climate change mitigation (as defined in the EU taxonomy).

The extent of the contribution to the individual sustainable investment objectives varied depending on the actual investments in the portfolio.

The Company determined the contribution to a sustainable investment objective on the basis of the proprietary Sustainability Investment Assessment, which used data from one or more ESG data providers, public sources and/or internal assessments. The positive contribution of an investment to an environmental and/or social objective was measured based on the revenues that a company generated with the actual economic activities that make this contribution (activity-based approach). Where a contribution was determined to be positive, the investment was deemed sustainable if the issuer was positively rated in the DNSH assessment (Do No Significant Harm) and the company followed good governance practices.

The proportion of sustainable investments as defined by article 2 (17) SFDR in the portfolio was thus calculated in proportion to the issuers' economic activities that were classed as sustainable (activity-based approach). In a departure from the above, in the event of use-of-proceeds bonds that were classed as sustainable investments, the value of the entire bond was counted towards the proportion of sustainable investments in the portfolio.

How did the sustainable investments that the financial product partially made not cause significant harm to any environmental or social sustainable investment objective?

The sustainable investments that were made for this fund were assessed to determine that they do not cause significant harm to an environmental or social sustainable investment objective. To this end, the indicators for the principal adverse impacts on sustainability factors (by relevance) described below were considered. Where significant harm was identified, the investment could not have been classed as sustainable.

How were the indicators for adverse impacts on sustainability factors taken into account?

With the Sustainability Investment Assessment, the mandatory PAI indicators (by relevance) from Table 1 and the relevant indicators from Tables 2 and 3 in Annex I of the Commission Delegated Regulation (EU) 2022/1288 supplementing the Disclosure Regulation were systematically integrated. Taking these principal adverse impacts into account, the Company had set quantitative thresholds and/or defined qualitative values to determine whether environmental or social sustainable investment objectives were significantly harmed. These values were defined based on various external and internal factors, such as data availability or market trends, and may have been adjusted over time.

Were sustainable investments aligned with the OECD Guidelines for Multinational Enterprises and the UN Guiding Principles on Business and Human Rights? Details:

Sustainable investments' compliance with, for example, the OECD Guidelines for Multinational Enterprises and the UN Guiding Principles on Business and Human Rights was evaluated using the Assessment of norm controversies (described in more detail below). Companies with the lowest score ("F") in norm controversies were excluded as an investment.

The EU Taxonomy sets out a "do not significant harm" principle by which Taxonomy-aligned investments should not significantly harm EU Taxonomy objectives and is accompanied by specific Union Criteria.

The "do no significant harm" principle applies only to those investments underlying the financial product that take into account the EU criteria for environmentally sustainable economic activities. The investments underlying the remaining portion of this financial product do not take into account the EU criteria for environmentally sustainable economic activities.

Any other sustainable investments must also not significantly harm any environmental or social objectives.



How did this financial product consider principal adverse impacts on sustainability factors?

Principal adverse impacts are the most significant negative impacts of investment decisions on sustainability factors relating to environmental, social and employee matters, respect for human rights, anti-corruption and anti-bribery matters.

For the fund, the Company considered the following principal adverse impacts on sustainability factors from Annex I of the Commission Delegated Regulation (EU) 2022/1288 supplementing the Disclosure Regulation:

- Greenhouse gas emissions (GHG emissions) (no. 1)
- Carbon footprint (no. 2)
- GHG intensity of investee companies (no. 3)
- Exposure to companies active in the fossil fuel sector (no. 4)
- Violations of UN Global Compact principles and OECD Guidelines for Multinational Enterprises (no. 10)
- Exposure to controversial weapons (no. 14)

DWS ESG Top Asien

Indicators	Description	Performance
Principal Adverse Impact		
PAII - 01. GHG emissions	Sum of the current value of investments of company i, divided by the investee company's enterprise value and multiplied by company's scope 1+2+3 GHG emissions.	423712.56 tCO ₂ e
PAII - 02. Carbon Footprint - EUR	The carbon footprint is expressed as tonnes of CO ₂ emissions per million EUR invested. The CO ₂ emissions of an issuer are normalised by its enterprise value including cash (EVIC)	210.32 tCO ₂ e / million EUR
PAII - 03. Carbon Intensity	Weighted average carbon intensity scope 1+2+3	653.75 tCO ₂ e / million EUR
PAII - 04. Exposure to companies active in the fossil fuel sector	Share of investments in companies active in the fossil fuel sector	1.58 % of assets
PAII - 10. Violations of UNGC principles and OECD Guidelines for Multinational Enterprises	Share of investments in investee companies that have been involved in violations of the UNGC principles or OECD Guidelines for Multinational Enterprises	0 % of assets
PAII - 14. Exposure to controversial weapons	Share of investments in investee companies involved in the manufacture or selling of controversial weapons (anti-personnel mines, cluster munitions, chemical weapons and biological weapons)	0 % of assets

As of: September 30, 2025

The Principal Adverse Impact Indicators (PAIIs) are calculated on the basis of the data in the DWS back office and front office systems, which are primarily based on the data of external ESG data providers. If there is no data on individual PAIIs for individual securities or their issuers, either because no data is available or the PAII is not applicable to the particular issuer or security, these securities or issuers are not included in the calculation of the PAII. With target fund investments, a look-through of the target fund holdings is performed if appropriate data is available. The calculation method for the individual PAI indicators may change in subsequent reporting periods due to evolving market standards, a change in the treatment of securities of certain types of instruments (such as derivatives) or as a result of regulatory clarifications.

Moreover, improved data availability may have an effect on the reported PAIIs in subsequent reporting periods.

The values from the DWS front office system are used to calculate the PAIIs. This means that there may be minor deviations from the other market values that appear in the annual report, which are derived from the fund accounting system.



What were the top investments of this financial product?

DWS ESG Top Asien

Largest investments	Breakdown by sector according to NACE Codes	in % of average portfolio volume	Breakdown by country
Taiwan Semiconductor Manufacturing Co.	C - Manufacturing	8.7 %	Taiwan
Tencent Holdings	J - Information and communication	6.1 %	China
Samsung Electronics Co.	C - Manufacturing	3.8 %	South Korea
Alibaba Group Holding	M - Professional, scientific and technical activities	3.2 %	China
Trip.Com Group	K - Financial and insurance activities	2.7 %	Singapore
BYD Co. Cl.H	C - Manufacturing	2.7 %	China
Recruit Holdings Co.	M - Professional, scientific and technical activities	2.4 %	Japan
Hoya	C - Manufacturing	2.3 %	Japan
Fast Retailing	G - Wholesale and retail trade; repair of motor vehicles and motorcycles	2.3 %	Japan
Tokio Marine Holdings Inc.	K - Financial and insurance activities	2.2 %	Japan
HSBC Holdings	K - Financial and insurance activities	2.1 %	United Kingdom
Bharti Airtel	J - Information and communication	2.1 %	India
AIA Group	K - Financial and insurance activities	2.1 %	Hong Kong
Hongkong Exchanges and Clearing	K - Financial and insurance activities	2.0 %	Hong Kong
Toyota Motor	C - Manufacturing	2.0 %	Japan

for the period from October 01, 2024, through September 30, 2025

The list includes the investments constituting **the greatest proportion of investments** of the financial product during the reference period which is: for the period from October 01, 2024, through September 30, 2025



What was the proportion of sustainability-related investments?

The proportion of sustainability-related investments as of the reporting date was 98.27% of portfolio assets.

Proportion of sustainability-related investments for the previous years:

30/09/2024: 98.63%

29/09/2023: 93.25%

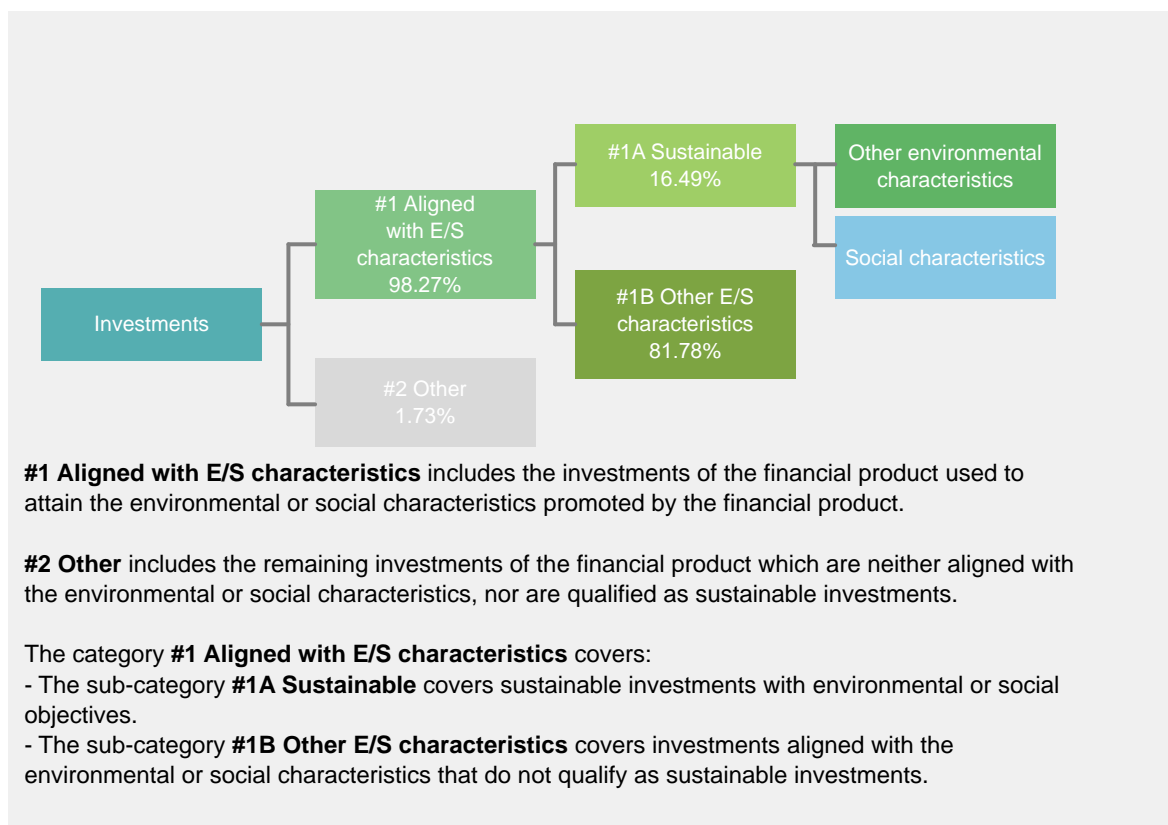
Asset allocation describes the share of investments in specific assets.

What was the asset allocation?

This fund invested 98.27% of its assets in investments that were aligned with the promoted environmental and social characteristics and/or complied with the criteria for sustainable investments (#1 Aligned with E/S characteristics). Within this category, 16.49% of the fund's assets meet the criteria for classification as sustainable investments (#1A Sustainable).

1.73% of the fund's assets have been invested in assets that were not assessed with the ESG assessment methodology or for which ESG data coverage was not complete (#2 Other), as described in more detail in the section entitled "What investments were included under "#2 Other", what was their purpose and were there any minimum environmental or social safeguards?".

Please refer to the special section of the sales prospectus and the Special Terms and Conditions of Investment for a more detailed description of the exact asset allocation of this fund.



In which economic sectors were the investments made?

DWS ESG Top Asien

NACE-Code	Breakdown by sector according to NACE Codes	in % of portfolio volume
B	Mining and quarrying	1.2 %
C	Manufacturing	42.9 %
G	Wholesale and retail trade; repair of motor vehicles and motorcycles	2.5 %
H	Transporting and storage	1.5 %
I	Accommodation and food service activities	0.6 %
J	Information and communication	12.1 %
K	Financial and insurance activities	25.7 %
L	Real estate activities	2.6 %
M	Professional, scientific and technical activities	8.2 %
NA	Other	2.7 %
Exposure to companies active in the fossil fuel sector		1.6 %

As of: September 30, 2025



To what extent were the sustainable investments with an environmental objective aligned with the EU Taxonomy?

For the fund, the Company did not commit to targeting a minimum percentage of E/S investments aligned with the EU Taxonomy. Therefore, the promoted minimum percentage of E/S investments aligned with the EU Taxonomy was 0% of the fund's assets. However, some of the economic activities that the investments were based on may have been aligned with the EU Taxonomy.

To comply with the EU Taxonomy, the criteria for **fossil gas** include limitations on emissions and switching to fully renewable power or low-carbon fuels by the end of 2035. For **nuclear energy**, the criteria include comprehensive safety and waste management rules.

Enabling activities directly enable other activities to make a substantial contribution to an environmental objective.

Transitional activities are economic activities for yet low-carbon alternatives are not yet available and that have greenhouse gas emission levels corresponding to the best performance.

Did the financial product invest in fossil gas and/or nuclear energy related activities complying with the EU Taxonomy¹?

Yes:

In fossil gas

In nuclear energy

No

For the fund, the Company did not take into account the Taxonomy alignment of companies that were active in the fossil gas and nuclear energy sectors.

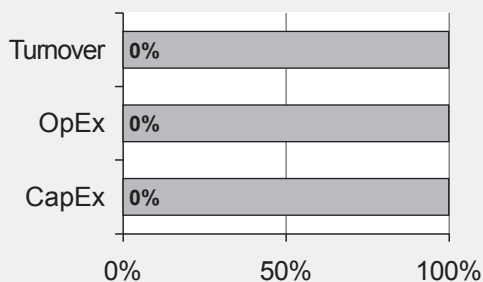
¹ Fossil gas and/or nuclear related activities will only comply with the EU Taxonomy where they contribute to limiting climate change ("climate change mitigation") and do no significant harm to any EU Taxonomy objective - see explanatory note in the left hand margin. The full criteria for fossil gas and nuclear energy economic activities that comply with the EU Taxonomy are laid down in Commission Delegated Regulation (EU) 2022/1214.

Taxonomy-aligned activities are expressed as a share of:

- **turnover** reflecting the share of revenue from green activities of investee companies.
- **capital expenditure** (CapEx) showing the green investments made by investee companies, e.g. for a transition to a green economy.
- **operational expenditure** (OpEx) reflecting the green operational activities of investee companies.

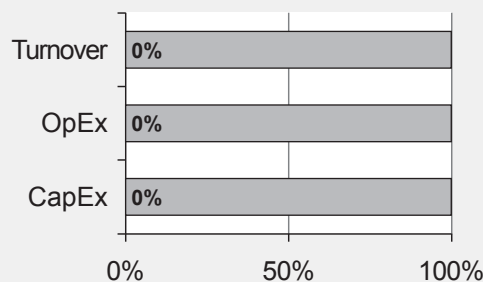
The graphs below show in green the percentage of investments that were aligned with the EU Taxonomy. As there is no appropriate methodology to determine the Taxonomy-alignment of sovereign bonds*, the first graph shows the Taxonomy-alignment in relation to all the investments of the financial product including sovereign bonds, while the second graph shows the Taxonomy-alignment only in relation to the investments of the financial product other than sovereign bonds.

1. Taxonomy-alignment of investments including sovereign bonds*



Taxonomy-aligned: Fossil gas	0.00%
Taxonomy-aligned: Nuclear	0.00%
Taxonomy-aligned (no gas and nuclear)	0.00%
Taxonomy-aligned	0.00%
Non Taxonomy-aligned	100.00%

2. Taxonomy-alignment of investments excluding sovereign bonds*



Taxonomy-aligned: Fossil gas	0.00%
Taxonomy-aligned: Nuclear	0.00%
Taxonomy-aligned (no gas and nuclear)	0.00%
Taxonomy-aligned	0.00%
Non Taxonomy-aligned	100.00%

This graph represents 100% of the total investments.

*For the purpose of these graphs, 'sovereign bonds' consist of all sovereign exposures

What was the share of investments made in transitional and enabling activities?

For the fund, the Company did not commit to a minimum proportion of investments in transitional activities and enabling activities.

How did the percentage of investments that are aligned with the EU Taxonomy compare with previous reference periods?

The promoted proportion of environmentally sustainable investments in accordance with Regulation (EU) 2020/852 (Taxonomy Regulation) was 0% of the fund's assets in the current as well as previous reference periods. It may, however, have been the case that some sustainable investments were nevertheless aligned with an environmental objective of the Taxonomy Regulation.

are sustainable investments with an environmental objective that **do not take into account the criteria** for environmentally sustainable economic activities under the Regulation (EU) 2020/852.

What was the share of sustainable investments with an environmental objective not aligned with the EU Taxonomy?

For the fund, the Company had not defined a minimum percentage for environmentally or socially sustainable investments. The total proportion of environmentally and socially sustainable investments was 16.49% of the fund's assets.

Shares of sustainable investments in previous reporting periods:

reporting period	sustainable investments (total)	with environmental objective	socially sustainable
30/09/2024	13.14%	--	--
29/09/2023	10.50%	--	--



What was the share of socially sustainable investments?

For the fund, the Company had not defined a minimum percentage for environmentally or socially sustainable investments. The total proportion of environmentally and socially sustainable investments was 16.49% of the fund's assets.

Shares of sustainable investments in previous reporting periods:

reporting period	sustainable investments (total)	with environmental objective	socially sustainable
30/09/2024	13.14%	--	--
29/09/2023	10.50%	--	--



What investments were included under "other", what was their purpose and were there any minimum environmental or social safeguards?

98.27% of the fund's assets were aligned with the promoted environmental and social characteristics and/or complied with the criteria for sustainable investments (#1 Aligned with E/S characteristics). 1.73% of the fund's assets have been invested in assets that couldn't be assessed via the ESG assessment methodology or for which ESG data coverage was not complete (#2 Other). Complete ESG data coverage was required to assess direct investments in companies with respect to good governance practices and the PAB exclusions.

The investments under "#2 Other" comprised all the asset classes provided for in the relevant investment policy, such as bank balances and derivatives. These investments have been used by the portfolio management to optimize the investment performance and for risk diversification, liquidity and hedging purposes.

For the fund's investments classified as "#2 Other", environmental or social minimum safeguards were not taken into account or were only taken into account partially.



What actions have been taken to meet the environmental and/or social characteristics during the reference period?

This fund followed a strategy based on equities.

Further details of the investment strategy can be found in the special section of the sales prospectus and the Special Terms and Conditions of Investment.

98.27% of the fund's assets were invested in assets that complied with the promoted environmental and social characteristics and/or the criteria for sustainable investments described in the following sections. The portfolio's compliance with the binding elements of the investment strategy for the attainment of the promoted environmental and social characteristics and compliance with the PAB exclusions was continually examined within the framework of the monitoring of the investment guidelines of the fund.

ESG assessment methodology

The Company sought to attain the promoted environmental and social characteristics for the fund by assessing potential investments with a proprietary ESG assessment methodology irrespective of their economic prospects of success and by applying exclusion criteria based on this assessment.

The ESG assessment methodology used a proprietary data processing program that used the data from one or multiple ESG data providers, public sources and/or internal assessments to derive combined scores. The methodology for determining these combined scores has been based on various approaches. For example, a particular data provider has been prioritized. Alternatively, the assessment has been based on the lowest value ("worst-of" principle) or on an average approach. The internal assessments may take into account factors such as an issuer's expected future ESG development, the plausibility of the data with respect to past or future events, the willingness to engage in dialogue on ESG matters and/or a company's ESG-related decisions. In addition, internal ESG assessments for investee companies may have considered the relevance of the exclusion criteria for the company's specific market sector.

The data processing program used, for example, the following assessment categories to evaluate compliance with the promoted ESG characteristics and to determine whether the investee companies followed good governance practices. The assessment categories included, for example, the use of exclusions on the basis of the revenue earned from controversial sectors or on the basis of the exposure to these controversial sectors. With some assessment categories, issuers received one of six possible scores, with "A" being the highest score and "F" being the lowest score on the scale. If one of the assessment categories results in the exclusion of an issuer, the Company may not invest in this issuer.

Depending on the investment universe, the portfolio composition and the positioning in certain sectors, the assessment categories described below have been more or less relevant; this was reflected in the number of actually excluded issuers.

• PAB exclusions

The Company applied PAB exclusions as per the applicable statutory provisions and excluded the following companies:

- a. Companies with an exposure to controversial weapons (production or sale of anti-personnel mines, cluster munitions, chemical weapons and biological weapons) that were assessed as part of the "Exclusion Assessment for controversial weapons", as described below;
- b. Companies involved in the cultivation and production of tobacco;
- c. Companies that violate the principles of the UN Global Compact or the OECD Guidelines for Multinational Enterprises (assessed as part of the "assessment of norm controversies", as described below);
- d. Companies that derived 1% or more of their revenues from exploration, mining, extraction, distribution or refining of hard coal and lignite;
- e. Companies that derived 10% or more of their revenues from the exploration, extraction, distribution or refining of oil fuels;
- f. Companies that derived 50% or more of their revenues from the exploration, extraction, manufacturing or distribution of gaseous fuels;
- g. Companies that derived 50% or more of their revenues from power generation with a GHG intensity of more than 100g CO₂e/kWh.

In particular, the PAB exclusions were not applied to bank balances or to certain derivatives. The scope of the application of the PAB exclusions at use-of-proceeds bonds level was described below in the "Assessment of use-of-proceeds bonds" section.

• **Exclusion Assessment for controversial sectors**

Companies that were active in particular branches of industry and were exposed to business activities in controversial areas (“controversial sectors”) were excluded as followed, depending on the proportion of total revenues that the companies generated in controversial sectors:

- a. Production of products and/or services provided in the armaments industry: 5% or more
- b. Production and/or sale of civil handguns or munition: 5% or more
- c. Production of products and/or services provided in the gambling industry: 5% or more
- d. Production of adult entertainment: 5% or more
- e. Production of palm oil: 5% or more
- f. Nuclear power generation and/or uranium mining and/or uranium enrichment: 5% or more
- g. Unconventional extraction of crude oil and/or natural gas (including oil sand, oil shale/shale gas, Arctic drilling): more than 0%
- h. Companies that generated 25% or more of their revenues from the mining of thermal coal and from coal-based power generation as well as companies with thermal coal expansion plans, such as additional coal generation, production or use. Companies with thermal coal expansion plans were excluded based on an internal identification methodology.

Companies that were exposed to the production or distribution of nuclear weapons or key components of nuclear weapons were also excluded. The exposures within a Group structure have been taken into account.

• **Assessment of norm controversies**

The assessment of norm controversies involved evaluating the behavior of companies with regard to generally accepted international standards and principles for responsible business practices, including in relation to the principles of the United Nations Global Compact, the UN Guiding Principles for Business and Human Rights, the standards of the International Labour Organization, and the OECD Guidelines for Multinational Enterprises. Among other things, these standards and principles address human rights violations, workers’ rights violations, child or forced labor, negative environmental impacts, and ethical business conduct. The assessment of norm controversies evaluated reported infringements of the international standards mentioned above. Companies with the lowest score (“F”) in norm controversies were excluded as an investment.

• **ESG Quality Assessment**

The ESG Quality Assessment distinguishes between corporate and sovereign issuers.

For corporate issuers, the ESG Quality Assessment facilitates an assessment relative to their peer group based on an overall ESG assessment, for example concerning the handling of environmental changes, product safety, employee management or corporate ethics. The peer group for companies is made up of companies from the same branch of industry. Companies rated higher in this peer group comparison receive a higher score, while companies rated lower in the comparison receive a lower score. Companies with the lowest score of “F” are excluded as an investment.

With sovereign issuers, the ESG Quality Assessment provides an assessment relative to their peer group under consideration of environmental and social criteria as well as indicators of good sovereign governance. This includes, for example, the political system, the existence of institutions and the rule of law. Sovereign issuers with the lowest score of “F” are excluded as an investment.

• **Freedom House Status**

Freedom House is an international non-governmental organization that classifies countries by their degree of political freedoms and civil liberties. Based on the Freedom House Status, countries rated as “not free” were excluded as an investment.

• **Exclusion Assessment for controversial weapons**

Companies were excluded if they are identified as being exposed to the production or distribution of controversial weapons or key components of controversial weapons or to other related business activities (anti-personnel mines, cluster munition, chemical and biological weapons, blinding laser weapons, weapons with non-detectable fragments, depleted uranium weapons/ munition and/or incendiary weapons with white phosphorus). The exposures within a Group structure may also have been taken into account for the exclusions.

• **Assessment of use-of-proceeds bonds**

This assessment was specially designed for this type of financial instrument and an investment in use-of-proceeds bonds was only permitted if the following criteria were complied with. Firstly, all use-of-proceeds bonds were checked for compliance with the Climate Bonds Standards, similar industry standards for green bonds, social bonds or sustainability bonds (such as the ICMA Principles) or the EU standard for green bonds, or for whether the bonds have undergone an independent audit. Secondly, provided that this was relevant and enough data was available, certain exclusion criteria (including the applicable PAB exclusions) were applied at bond level and/or in relation to the issuer of the bonds, which may result in the bond being excluded as an investment.

In particular, investments in use-of-proceeds bonds were prohibited based on the following issuer criteria:

- a. Companies that were referred to under a) to c) of the PAB exclusions;
- b. Companies with identified thermal coal expansion plans, as explained above;
- c. Companies that derived more than 0% of their revenues from the unconventional extraction of crude oil and/or natural gas (including oil sand, oil shale/shale gas, Arctic drilling);
- d. Companies that derive 5% or more of their revenues from nuclear power generation and/or uranium mining and/or uranium enrichment;
- e. Sovereign issuers classed as “not free” by Freedom House.

If not enough data was available for the assessment of the PAB exclusions at the level of the use-of-proceeds bonds, the issuer was also assessed on the basis of d) to g) of the PAB exclusions described above, which may result in the exclusion of the use-of-proceeds bonds.

• **Assessment of investment fund units (target fund)**

Investment in investment fund units (target fund) was permitted if they were aligned with the PAB exclusions (starting on May 21, 2025) and, if applicable, with the Freedom House rating. The assessment of investment fund units was based on information about the target funds that was obtained from external data sources, or it was carried out under consideration of the investments in the target portfolio. In view of the variety of data providers and methods and the regular rebalancing of the target fund portfolio, this fund may have an indirect position in certain assets that would have been excluded from direct investment.

Sustainability Investment Assessment

In addition, the Company measured the contribution to one or multiple UN SDGs and/or other environmentally sustainable objectives in order to determine the proportion of sustainable investments. This was carried out via the proprietary Sustainability Investment Assessment, with which potential investments were assessed on the basis of various criteria regarding whether an investment could have been classed as sustainable, as described in more detail in the section entitled “What were the objectives of the sustainable investments that the financial product partially intends to make and how did the sustainable investment contribute to such objectives?”.

The ESG investment strategy used did not provide for a mandatory minimum reduction of the scope of the investments.

The assessment of good governance practices of the investee companies (including assessments with respect to sound management structures, employee relations, remuneration of staff and tax compliance) was a component of the assessment of norm controversies that evaluated whether the behavior of a company complied with generally accepted international standards and principles for responsible business practices. Companies with the lowest score (“F”) in norm controversies were excluded as an investment.



How did this financial product perform compared to the reference sustainable benchmark?

For this fund, the Company had not defined a reference benchmark for establishing whether it was aligned with the environmental and social characteristics it promoted.

Reference benchmarks are indexes to measure whether the financial product attains the environmental or social characteristics that they promote.